

DELEGUE AUX AFFAIRES COMMUNALES



ANNEXE ***au rapport sur les finances communales 2017***

avril 2019

DELEGUE AUX AFFAIRES COMMUNALES

Adresse :

Délégué aux affaires communales
Rue du 24-Septembre 2
2800 Delémont

Téléphone : 032/420.58.50

Contact : secr.com@jura.ch

Site internet : www.jura.ch/com

La présente annexe ainsi que le rapport 2017 sur les finances communales peuvent être téléchargés à partir de l'adresse www.jura.ch/com, rubrique "rapport sur les finances communales 2017"

Préambule :

Les communes jurassiennes ont émis le désir de pouvoir effectuer la comparaison du compte de fonctionnement par commune. Ces données font l'objet de la présente annexe.

Elle se présente en 2 parties. Dans la première, on trouvera l'excédent de charges des rubriques 1 à 8 ainsi que l'excédent de produits de la rubrique 9 ramenés au franc par habitant pour chaque commune jurassienne sous forme de graphique.

Dans la seconde partie, on trouvera le détail du compte de fonctionnement par classification administrative, les indicateurs financiers ainsi que le graphique de l'évolution de la capacité d'autofinancement pour l'ensemble des communes jurassiennes.

Les services communaux ne sont pas pris en considération. En effet, lesdits services doivent s'autofinancer par la perception de taxes et ne doivent pas avoir d'influence sur les rubriques 1 à 9 qui sont, elles financées par les divers impôts.

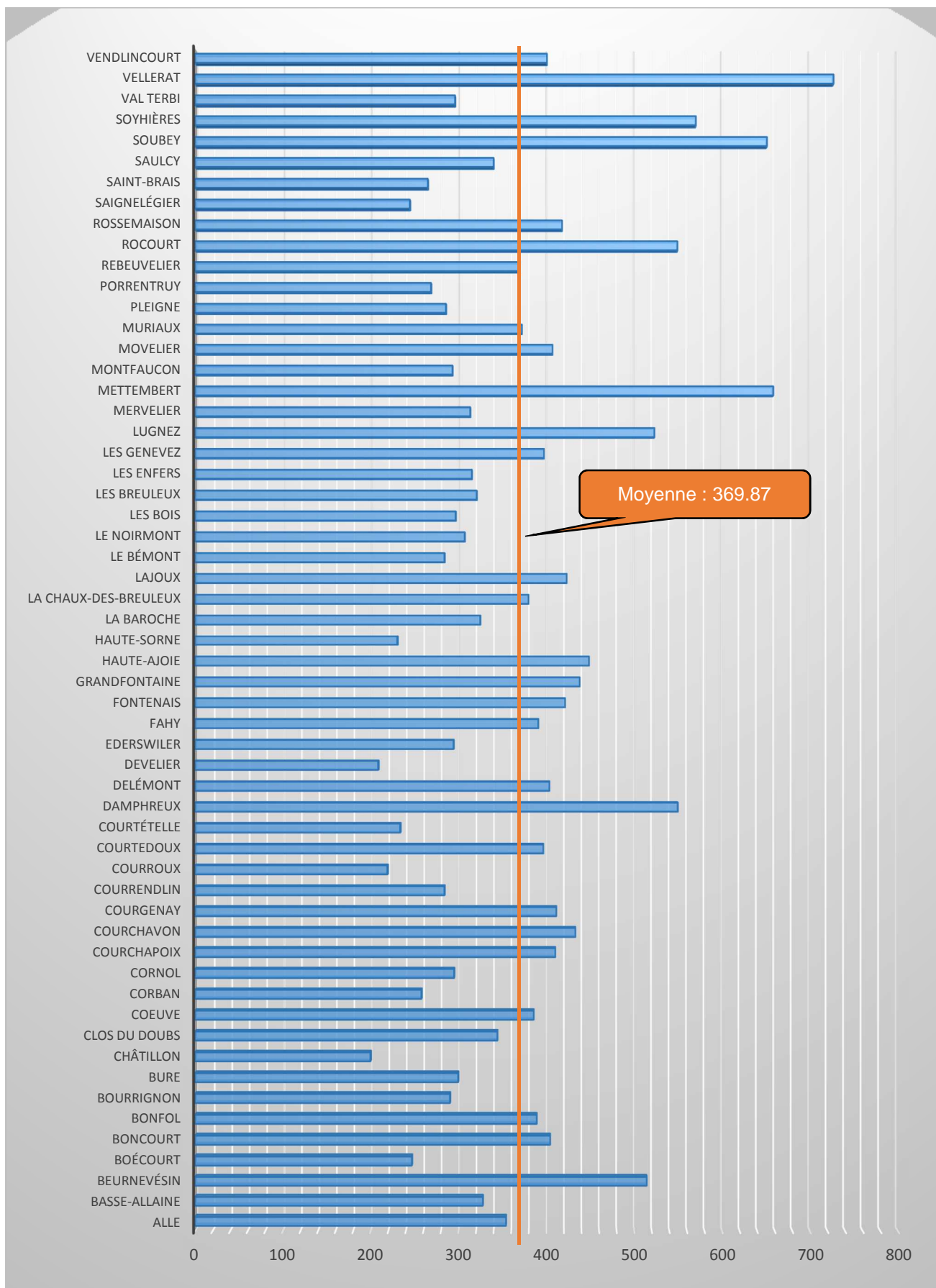
Afin de faciliter la lecture, on trouvera ci-après les rubriques par numéro :

| | |
|----|--|
| 1. | Autorités, administration générale |
| 2. | Travaux publics |
| 3. | Affaires juridiques, police et affaires militaires |
| 4. | Hygiène publique |
| 5. | Instruction, formation, culture et sport |
| 6. | Action sociale et santé publique |
| 7. | Economie publique |
| 8. | Finances |
| 9. | Impôts |

Nous vous souhaitons bonne lecture

Délégué aux affaires communales

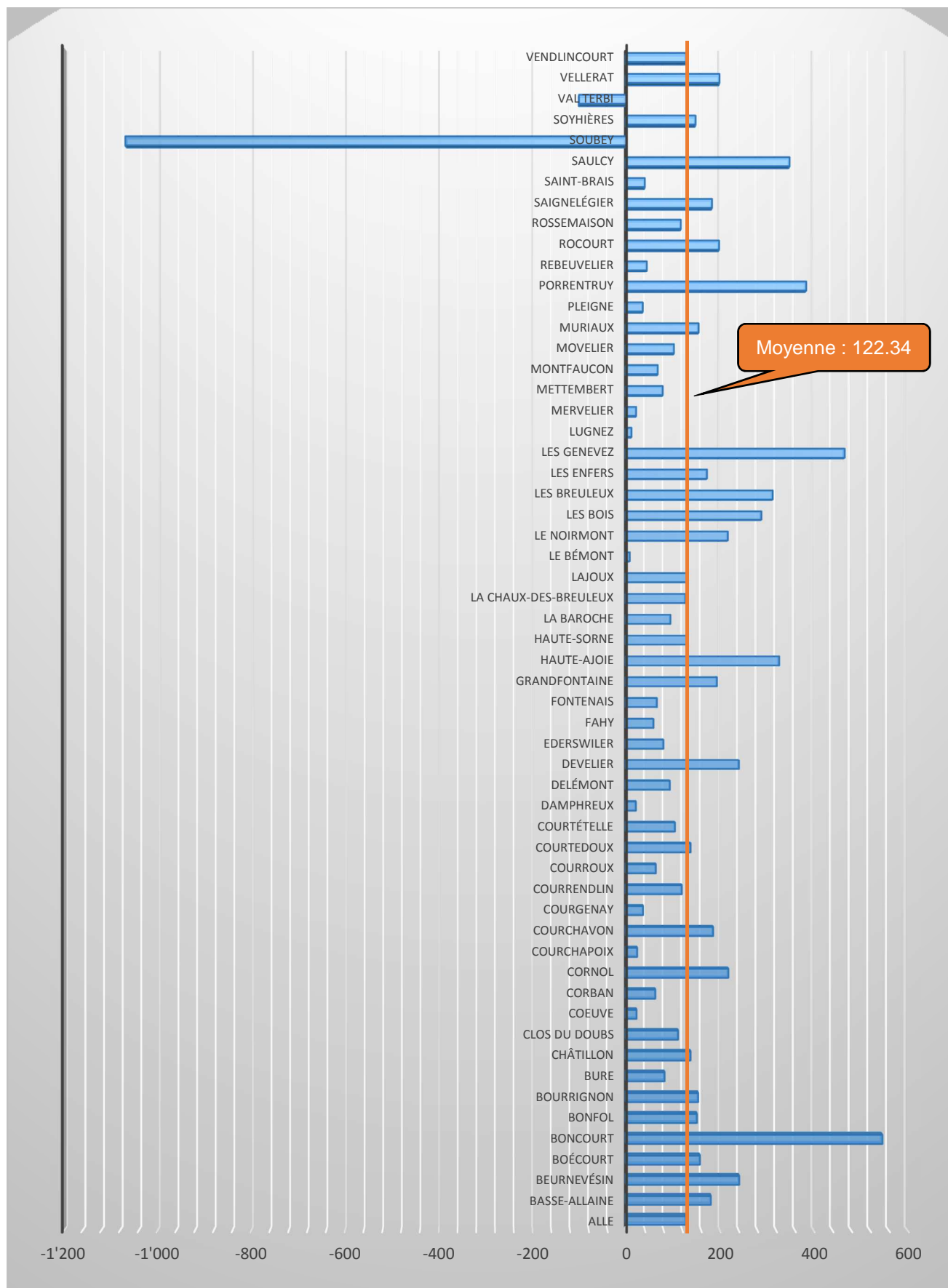
1. Autorités, administration générale
Exercice 2017
 Excédent de charges au franc par habitant



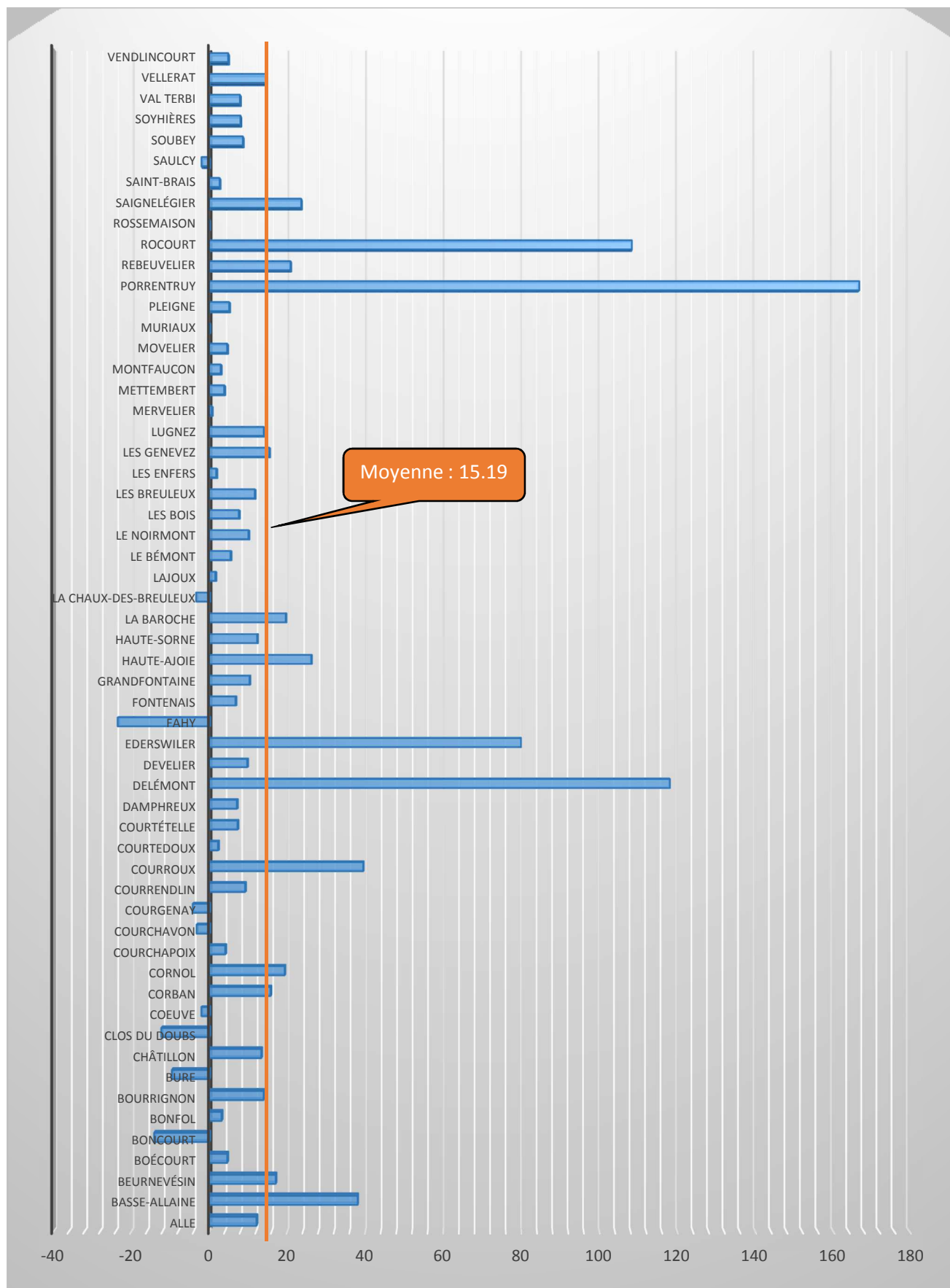
2. Travaux publics

Exercice 2017

Excédent de charges au franc par habitant



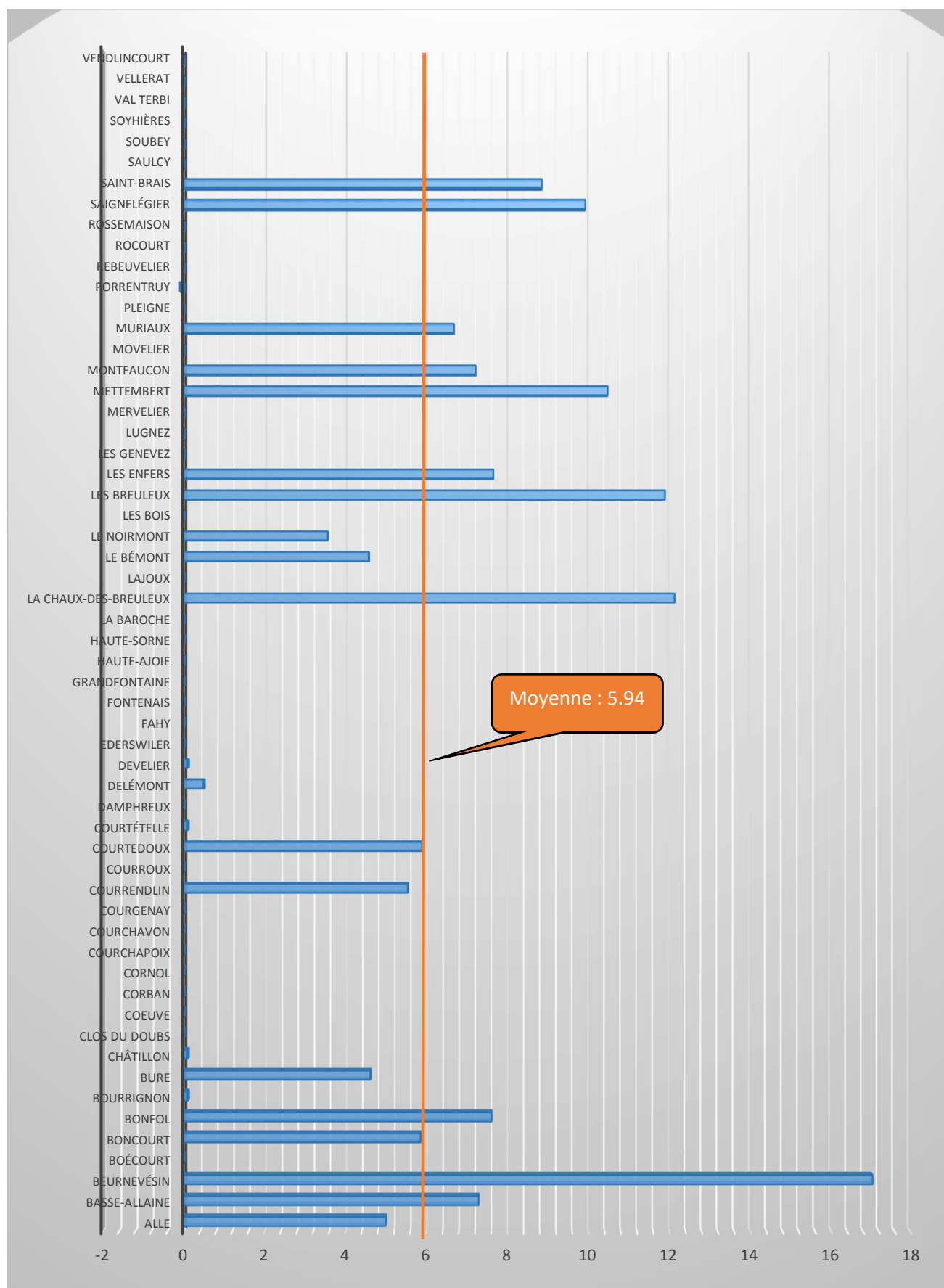
3. Affaires juridique, police et affaires militaires Exercice 2017 Excédent de charges au franc par habitant



4. Hygiène publique

Exercice 2017

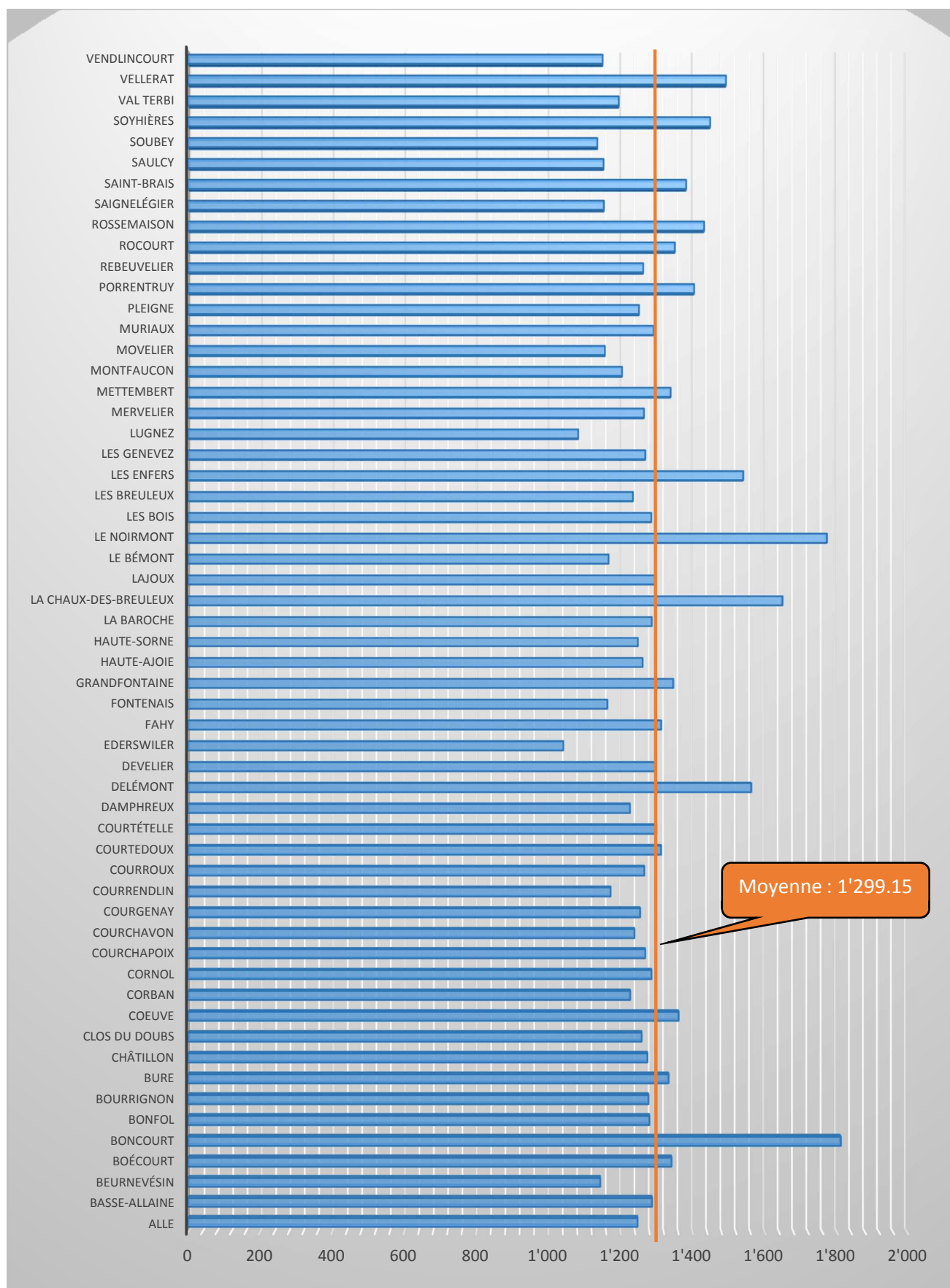
Excédent de charges au franc par habitant



5. Instruction, formation, culture et sport

Exercice 2017

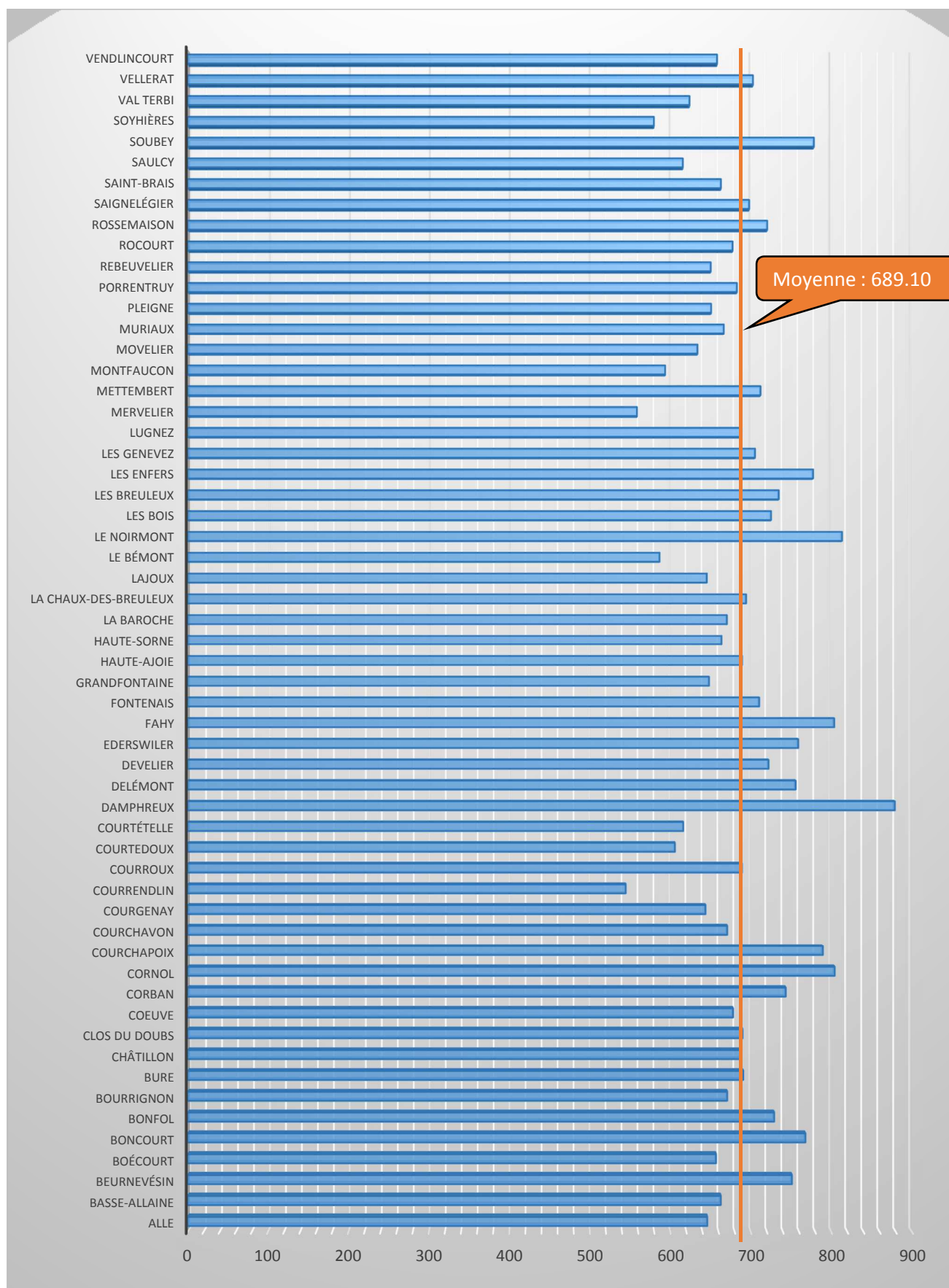
Excédent de charges au franc par habitant



6. Action sociale et santé publique

Exercice 2017

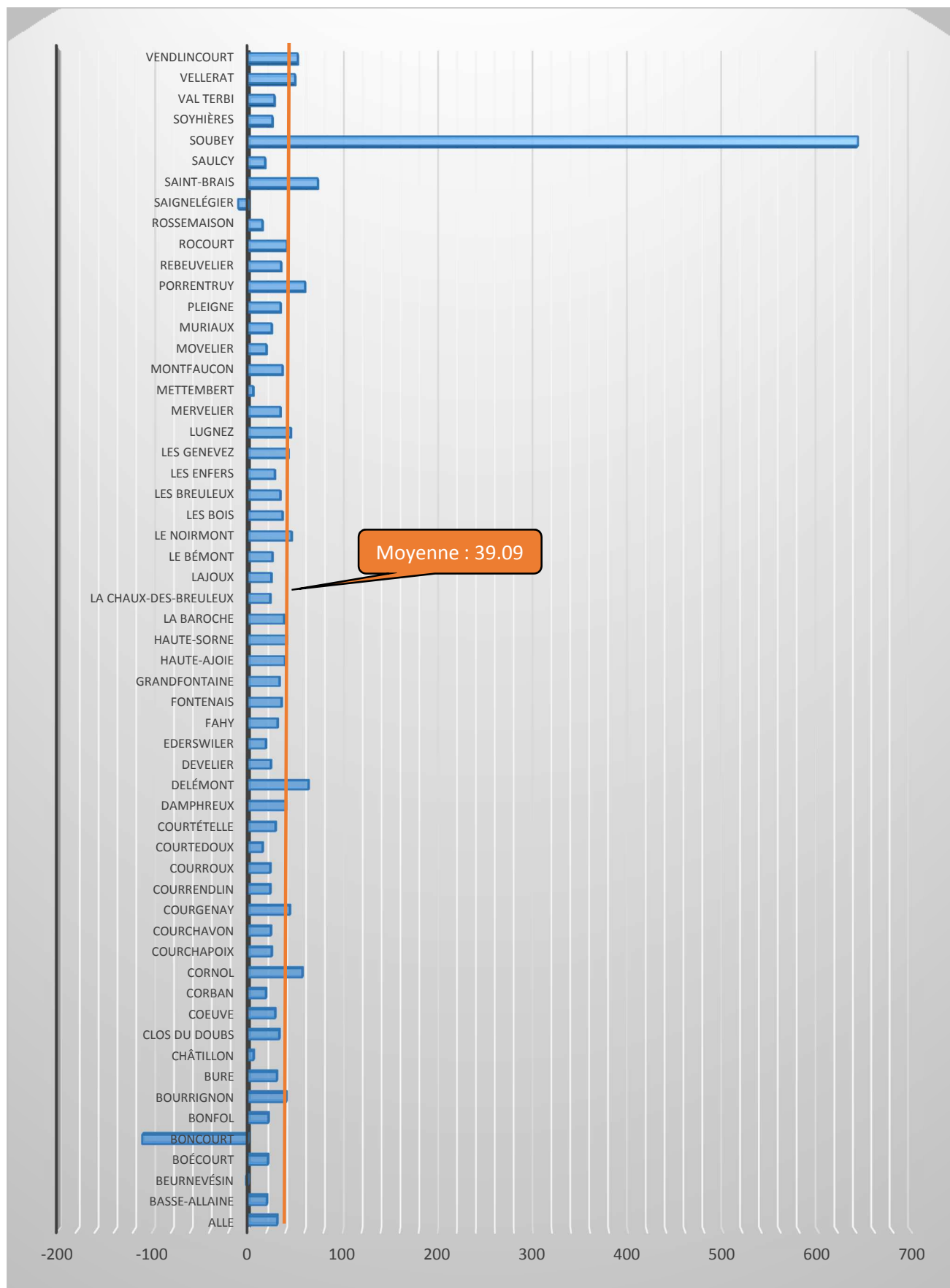
Excédent de charges au franc par habitant



7. Economie publique

Exercice 2017

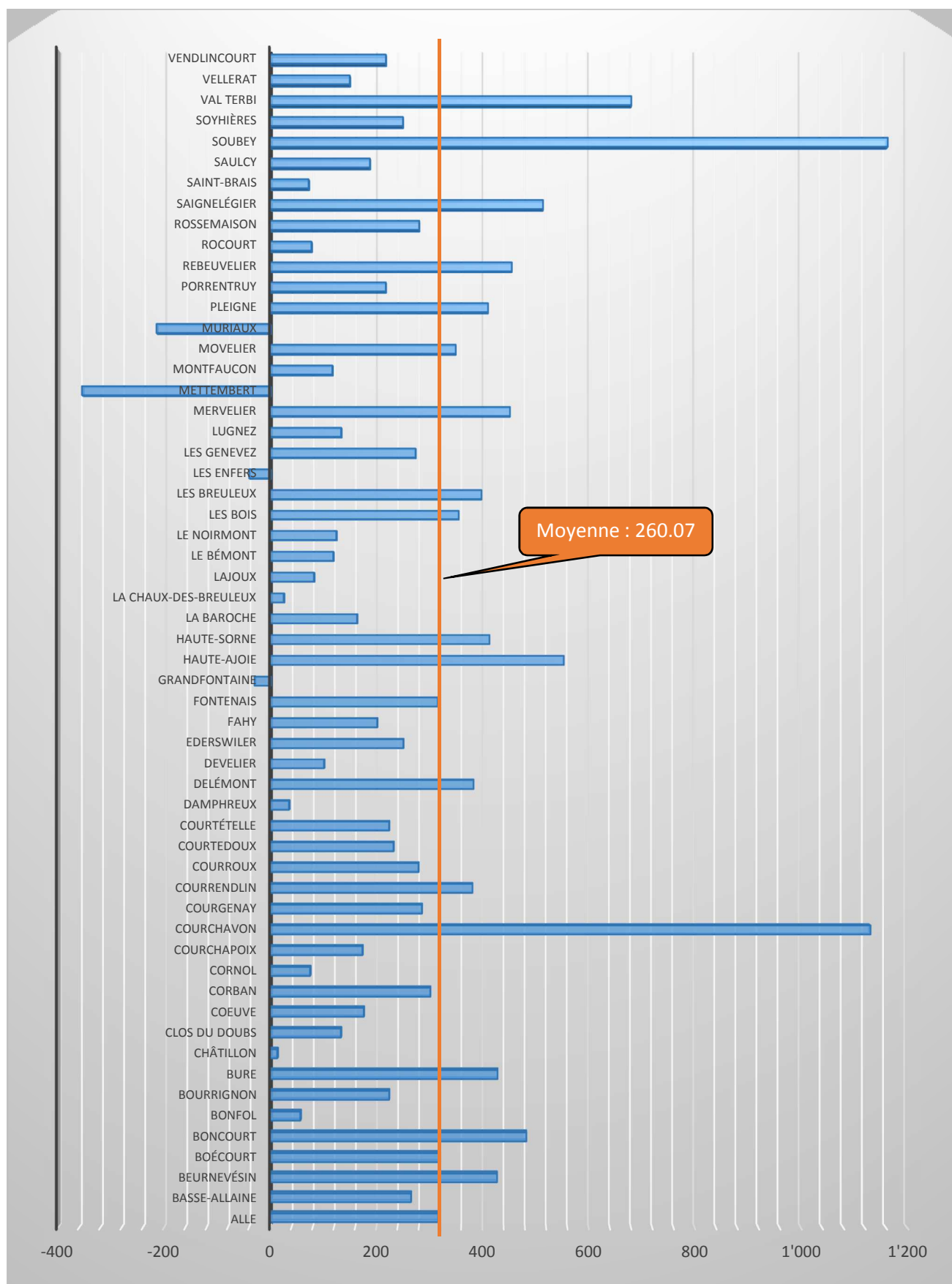
Excédent de charges au franc par habitant



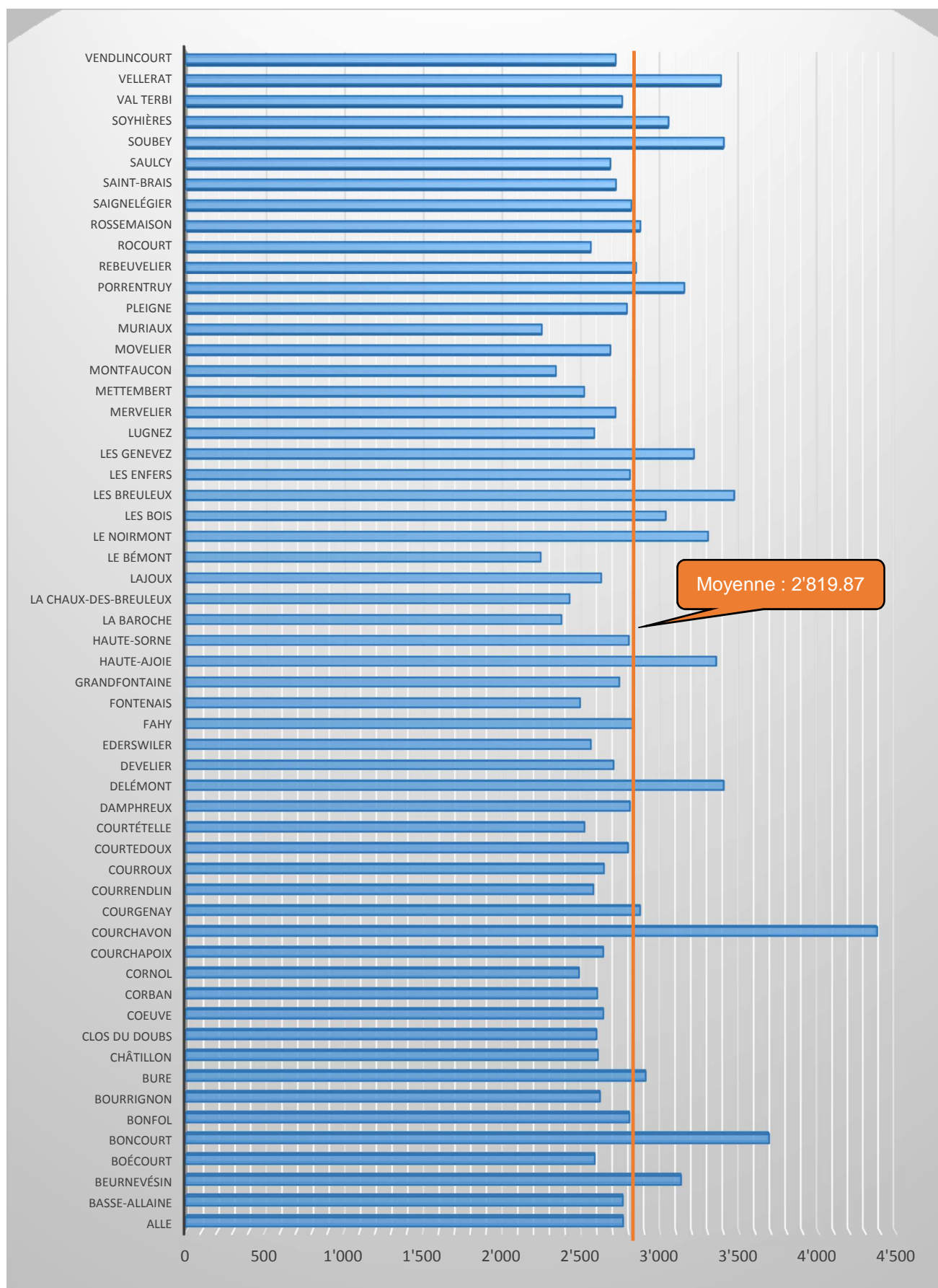
8. Finances

Exercice 2017

Excédent de charges au franc par habitant



9. Impôts Exercice 2017 Excédent de produits au franc par habitant



VELLERAT

67 habitants

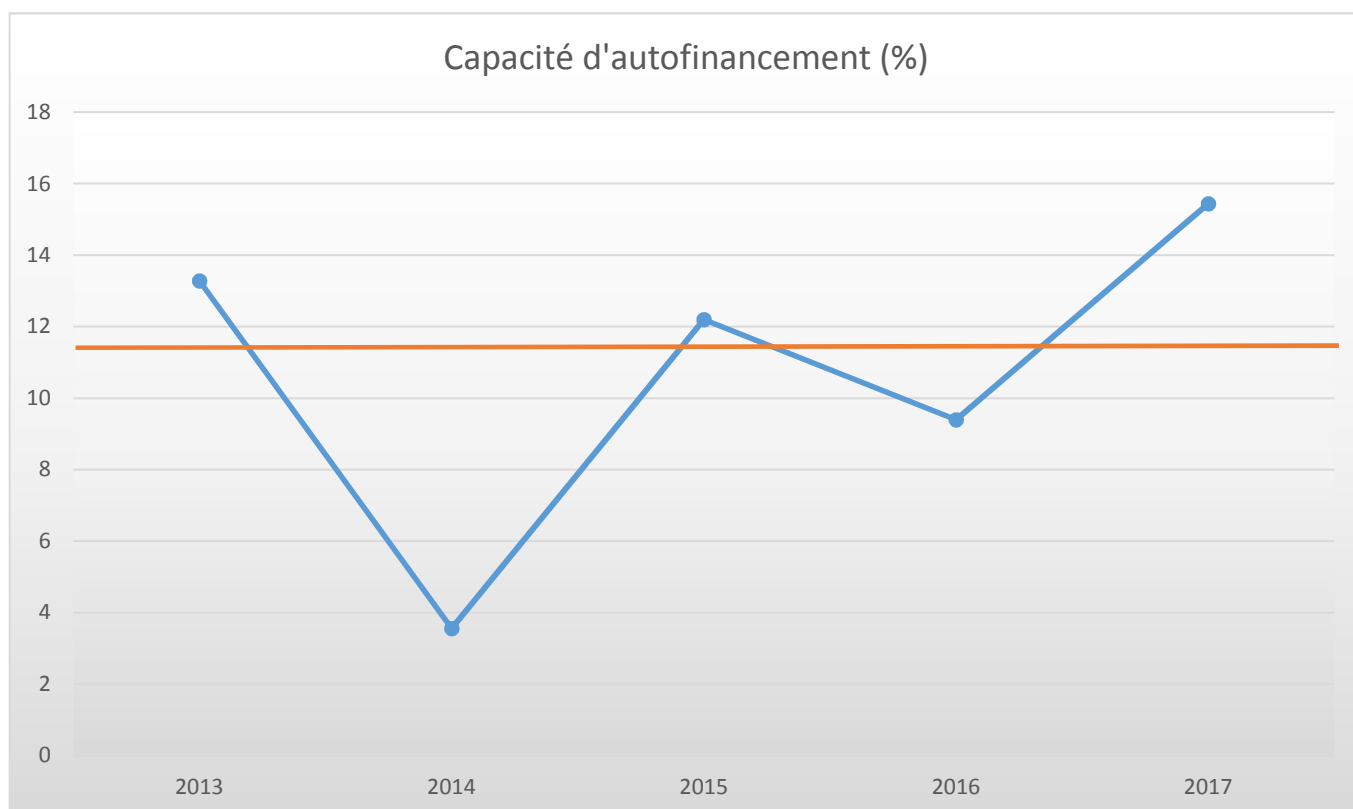
| Vellerat | | | Charges | en % | Fr./hab. | Produits | en% | Fr./hab. |
|----------|-----|-------------------------------------|-------------------|---------------|-----------------|------------------|--------------|---------------|
| 1 | | Autorité | 49'601.35 | 16.957 | 740.32 | 912.85 | 0.309 | 13.62 |
| | 100 | Communes, votations, élections | 127.45 | 0.044 | 1.90 | 0.00 | 0.000 | 0.00 |
| | 110 | Conseil général/de Ville | 0.00 | 0.000 | 0.00 | 0.00 | 0.000 | 0.00 |
| | 111 | Conseil communal | 8'998.70 | 3.076 | 134.31 | 0.00 | 0.000 | 0.00 |
| | 112 | Commissions | 870.80 | 0.298 | 13.00 | 0.00 | 0.000 | 0.00 |
| | 115 | Personnel administratif | 18'107.60 | 6.190 | 270.26 | 0.00 | 0.000 | 0.00 |
| | 116 | Charges du personnel | 2'423.20 | 0.828 | 36.17 | 628.50 | 0.212 | 9.38 |
| | 130 | Frais administratifs | 19'073.60 | 6.521 | 284.68 | 284.35 | 0.096 | 4.24 |
| | 170 | Emoluments | 0.00 | 0.000 | 0.00 | 0.00 | 0.000 | 0.00 |
| 2 | | Travaux publics | 28'040.65 | 9.586 | 418.52 | 14'710.75 | 4.972 | 219.56 |
| | 200 | Entretien des routes | 8'925.20 | 3.051 | 133.21 | 0.00 | 0.000 | 0.00 |
| | 201 | Ouvrages collectifs | 0.00 | 0.000 | 0.00 | 0.00 | 0.000 | 0.00 |
| | 205 | Eclairage public | 11'989.90 | 4.099 | 178.95 | 12'255.00 | 4.142 | 182.91 |
| | 206 | Horloge public | 0.00 | 0.000 | 0.00 | 0.00 | 0.000 | 0.00 |
| | 210 | Cours d'eau | 0.00 | 0.000 | 0.00 | 0.00 | 0.000 | 0.00 |
| | 230 | Cadastre | 780.00 | 0.267 | 11.64 | 2'455.75 | 0.830 | 36.65 |
| | 240 | Aménagement du territoire | 6'345.55 | 2.169 | 94.71 | 0.00 | 0.000 | 0.00 |
| 3 | | Affaire juridique, police | 975.65 | 0.334 | 14.56 | 0.00 | 0.000 | 0.00 |
| | 310 | Police communale | 768.00 | 0.263 | 11.46 | 0.00 | 0.000 | 0.00 |
| | 330 | Cantonnement | 0.00 | 0.000 | 0.00 | 0.00 | 0.000 | 0.00 |
| | 340 | Protection civil | 207.65 | 0.071 | 3.10 | 0.00 | 0.000 | 0.00 |
| 4 | | Hygiène publique | 0.00 | 0.000 | 0.00 | 0.00 | 0.000 | 0.00 |
| | 400 | Police des denrées | 0.00 | 0.000 | 0.00 | 0.00 | 0.000 | 0.00 |
| | 410 | Police sanitaire | 0.00 | 0.000 | 0.00 | 0.00 | 0.000 | 0.00 |
| | 415 | Arrondissement de sépulture | 0.00 | 0.000 | 0.00 | 0.00 | 0.000 | 0.00 |
| 5 | | Instruction | 100'481.45 | 34.351 | 1'499.72 | 496.55 | 0.168 | 7.41 |
| | 510 | Service de l'école/école primaire | 3'270.00 | 1.118 | 48.81 | 90.00 | 0.030 | 1.34 |
| | 511 | Transport scolaire | 0.00 | 0.000 | 0.00 | 0.00 | 0.000 | 0.00 |
| | 512 | Places de jeu/Halles de gym | 16'990.20 | 5.808 | 253.59 | 0.00 | 0.000 | 0.00 |
| | 520 | Ecole secondaire | 9'582.15 | 3.276 | 143.02 | 406.55 | 0.137 | 6.07 |
| | 530 | Colonie de vacances | 0.00 | 0.000 | 0.00 | 0.00 | 0.000 | 0.00 |
| | 540 | Ecole ménagère | 0.00 | 0.000 | 0.00 | 0.00 | 0.000 | 0.00 |
| | 570 | Ecole enfantine | 128.00 | 0.044 | 1.91 | 0.00 | 0.000 | 0.00 |
| | 580 | Contr. écolage, piscine, biblio ... | 621.00 | 0.212 | 9.27 | 0.00 | 0.000 | 0.00 |
| | 590 | Contribution pour instruction | 69'890.10 | 23.893 | 1'043.14 | 0.00 | 0.000 | 0.00 |
| 6 | | Action sociale | 48'453.90 | 16.565 | 723.19 | 1'364.20 | 0.461 | 20.36 |
| | 600 | Secours | 0.00 | 0.000 | 0.00 | 0.00 | 0.000 | 0.00 |
| | 610 | Service dentaire | 261.20 | 0.089 | 3.90 | 0.00 | 0.000 | 0.00 |
| | 620 | Autres institutions | 35.50 | 0.012 | 0.53 | 0.00 | 0.000 | 0.00 |
| | 630 | Foyers communaux | 1'770.40 | 0.605 | 26.42 | 0.00 | 0.000 | 0.00 |
| | 640 | Crèches, UAPE | 0.00 | 0.000 | 0.00 | 0.00 | 0.000 | 0.00 |
| | 650 | Répartition des charges | 23'894.30 | 8.169 | 356.63 | 0.00 | 0.000 | 0.00 |
| | 659 | AVS, off. logement, chômage etc | 22'492.50 | 7.689 | 335.71 | 1'364.20 | 0.461 | 20.36 |
| | 665 | Contr. institution publique | 0.00 | 0.000 | 0.00 | 0.00 | 0.000 | 0.00 |

| Vellerat | | | Charges | en % | Fr./hab. | Produits | en% | Fr./hab. |
|----------|-----|------------------------------|-------------------|---------------|-----------------|-------------------|---------------|-----------------|
| 7 | | Economie publique | 3'320.00 | 1.135 | 49.55 | 0.00 | 0.000 | 0.00 |
| | 700 | Foires, marchés | 0.00 | 0.000 | 0.00 | 0.00 | 0.000 | 0.00 |
| | 710 | Tourisme | 275.00 | 0.094 | 4.10 | 0.00 | 0.000 | 0.00 |
| | 720 | Agriculture | 3'045.00 | 1.041 | 45.45 | 0.00 | 0.000 | 0.00 |
| | 740 | Développement économique | 0.00 | 0.000 | 0.00 | 0.00 | 0.000 | 0.00 |
| 8 | | Finances | 31'297.20 | 10.699 | 467.12 | 21'234.95 | 7.178 | 316.94 |
| | 810 | Intérêts courts termes | 0.00 | 0.000 | 0.00 | 0.00 | 0.000 | 0.00 |
| | 811 | Intérêts longs termes | 6'575.45 | 2.248 | 98.14 | 0.00 | 0.000 | 0.00 |
| | 820 | Amortissements | 24'721.75 | 8.452 | 368.98 | 0.00 | 0.000 | 0.00 |
| | 825 | Charges d'immeubles | 0.00 | 0.000 | 0.00 | 0.00 | 0.000 | 0.00 |
| | 826 | Pâturages | 0.00 | 0.000 | 0.00 | 0.00 | 0.000 | 0.00 |
| | 830 | Subventions et contributions | 0.00 | 0.000 | 0.00 | 0.00 | 0.000 | 0.00 |
| | 840 | Intérêts actifs | 0.00 | 0.000 | 0.00 | 1'189.00 | 0.402 | 17.75 |
| | 850 | Rendement des immeubles | 0.00 | 0.000 | 0.00 | 19'845.95 | 6.708 | 296.21 |
| | 855 | Provisions, réserves, fonds | 0.00 | 0.000 | 0.00 | 0.00 | 0.000 | 0.00 |
| | 860 | Subventions | 0.00 | 0.000 | 0.00 | 0.00 | 0.000 | 0.00 |
| | 870 | Gains vente fortune | 0.00 | 0.000 | 0.00 | 200.00 | 0.068 | 2.99 |
| | 875 | Divers | 0.00 | 0.000 | 0.00 | 0.00 | 0.000 | 0.00 |
| 9 | | Imposition | 30'342.15 | 10.373 | 452.87 | 257'124.80 | 86.912 | 3'837.68 |
| | 910 | Impôts ordinaires | 0.00 | 0.000 | 0.00 | 202'211.45 | 68.351 | 3'018.08 |
| | 911 | Variation d'impôts | 7'719.60 | 2.639 | 115.22 | 34'637.95 | 11.708 | 516.98 |
| | 912 | Partage d'impôts | 2'624.55 | 0.897 | 39.17 | 3'389.90 | 1.146 | 50.60 |
| | 915 | Elimination d'impôts | 10'858.00 | 3.712 | 162.06 | 0.00 | 0.000 | 0.00 |
| | 920 | Autres impôts | 9'140.00 | 3.125 | 136.42 | 13'303.50 | 4.497 | 198.56 |
| | 940 | Fonds de péréquation | 0.00 | 0.000 | 0.00 | 3'582.00 | 1.211 | 53.46 |
| | | Totaux | 292'512.35 | 100.00 | 4'365.86 | 295'844.10 | 100.00 | 4'415.58 |
| | | Excédent de produits | 3'331.75 | | | | | |
| | | | 295'844.10 | | | 295'844.10 | | |

VELLERAT

INDICATEURS FINANCIERS 2013 – 2017

| | 2013 | 2014 | 2015 | 2016 | 2017 | Moyenne |
|---------------------------------------|-----------|----------|-----------|-----------|-----------|------------------|
| Autofinancement (en fr.) | 37'643.00 | 9'692.65 | 37'278.10 | 26'472.00 | 45'687.00 | 31'354.55 |
| Degré d'autofinancement (%) | 0.00 | 0.00 | 0.00 | 57.00 | 0.00 | 11.40 |
| Capacité d'autofinancement (%) | 13.28 | 3.56 | 12.20 | 9.40 | 15.44 | 10.78 |



Une capacité d'autofinancement de :

- Moins de 10% est considéré comme mauvaise
- De 10% à 20% est considéré comme moyenne à bonne
- Plus de 20% est considéré comme très bonne

LA CHAUX-DES-BREULEUX

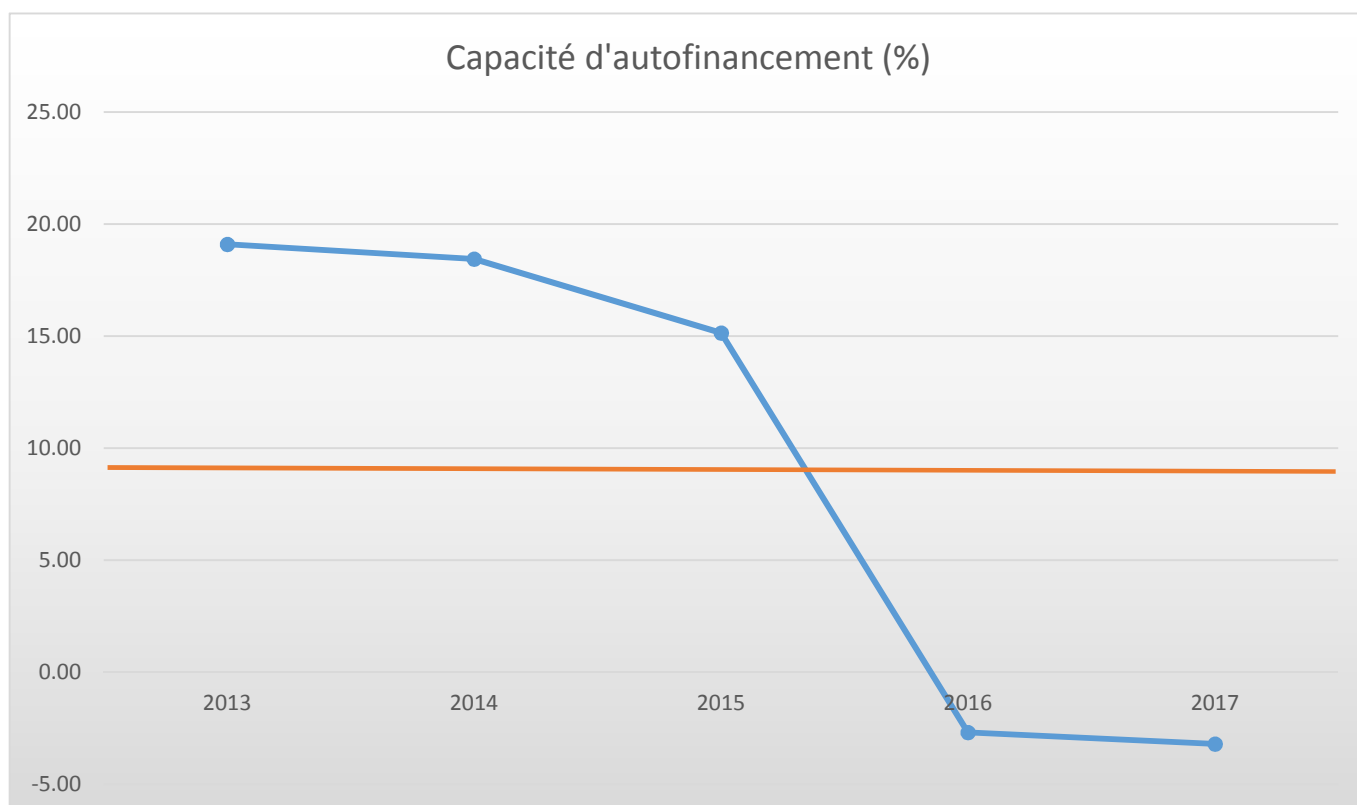
89 habitants

| La Chaux-des-Breuleux | | | Charges | en % | Fr./hab. | Produits | en% | Fr./hab. |
|-----------------------|-----|-------------------------------------|-------------------|---------------|-----------------|------------------|--------------|---------------|
| 1 | | Autorité | 47'088.30 | 9.303 | 529.08 | 13'301.80 | 2.870 | 149.46 |
| | 100 | Communes, votations, élections | 612.40 | 0.121 | 6.88 | 0.00 | 0.000 | 0.00 |
| | 110 | Conseil général/de Ville | 0.00 | 0.000 | 0.00 | 0.00 | 0.000 | 0.00 |
| | 111 | Conseil communal | 6'012.90 | 1.188 | 67.56 | 0.00 | 0.000 | 0.00 |
| | 112 | Commissions | 4'068.00 | 0.804 | 45.71 | 0.00 | 0.000 | 0.00 |
| | 115 | Personnel administratif | 28'100.85 | 5.552 | 315.74 | 13'150.00 | 2.837 | 147.75 |
| | 116 | Charges du personnel | 2'924.05 | 0.578 | 32.85 | 0.00 | 0.000 | 0.00 |
| | 130 | Frais administratifs | 5'370.10 | 1.061 | 60.34 | 141.80 | 0.031 | 1.59 |
| | 170 | Emoluments | 0.00 | 0.000 | 0.00 | 10.00 | 0.002 | 0.11 |
| 2 | | Travaux publics | 19'972.85 | 3.946 | 224.41 | 8'712.10 | 1.880 | 97.89 |
| | 200 | Entretien des routes | 7'009.60 | 1.385 | 78.76 | 500.00 | 0.108 | 5.62 |
| | 201 | Ouvrages collectifs | 0.00 | 0.000 | 0.00 | 0.00 | 0.000 | 0.00 |
| | 205 | Eclairage public | 2'632.70 | 0.520 | 29.58 | 8'212.10 | 1.772 | 92.27 |
| | 206 | Horloge public | 0.00 | 0.000 | 0.00 | 0.00 | 0.000 | 0.00 |
| | 210 | Cours d'eau | 0.00 | 0.000 | 0.00 | 0.00 | 0.000 | 0.00 |
| | 230 | Cadastre | 136.00 | 0.027 | 1.53 | 0.00 | 0.000 | 0.00 |
| | 240 | Aménagement du territoire | 10'194.55 | 2.014 | 114.55 | 0.00 | 0.000 | 0.00 |
| 3 | | Affaire juridique, police | 570.45 | 0.113 | 6.41 | 869.45 | 0.188 | 9.77 |
| | 310 | Police communale | 358.90 | 0.071 | 4.03 | 0.00 | 0.000 | 0.00 |
| | 330 | Cantonnement | 0.00 | 0.000 | 0.00 | 0.00 | 0.000 | 0.00 |
| | 340 | Protection civil | 211.55 | 0.042 | 2.38 | 869.45 | 0.188 | 9.77 |
| 4 | | Hygiène publique | 1'079.35 | 0.213 | 16.11 | 0.00 | 0.000 | 0.00 |
| | 400 | Police des denrées | 0.00 | 0.000 | 0.00 | 0.00 | 0.000 | 0.00 |
| | 410 | Police sanitaire | 0.00 | 0.000 | 0.00 | 0.00 | 0.000 | 0.00 |
| | 415 | Arrondissement de sépulture | 1'079.35 | 0.213 | 12.13 | 0.00 | 0.000 | 0.00 |
| 5 | | Instruction | 159'078.08 | 31.428 | 1'787.39 | 12'326.00 | 2.659 | 138.49 |
| | 510 | Service de l'école/école primaire | 0.00 | 0.000 | 0.00 | 0.00 | 0.000 | 0.00 |
| | 511 | Transport scolaire | 0.00 | 0.000 | 0.00 | 0.00 | 0.000 | 0.00 |
| | 512 | Places de jeu/Halles de gym | 51'506.95 | 10.176 | 578.73 | 12'146.00 | 2.620 | 136.47 |
| | 520 | Ecole secondaire | 7'911.75 | 1.563 | 88.90 | 0.00 | 0.000 | 0.00 |
| | 530 | Colonie de vacances | 0.00 | 0.000 | 0.00 | 0.00 | 0.000 | 0.00 |
| | 540 | Ecole ménagère | 0.00 | 0.000 | 0.00 | 0.00 | 0.000 | 0.00 |
| | 570 | Ecole enfantine | 179.68 | 0.035 | 2.02 | 180.00 | 0.039 | 2.02 |
| | 580 | Contr. écolage, piscine, biblio ... | 1'025.00 | 0.203 | 11.52 | 0.00 | 0.000 | 0.00 |
| | 590 | Contribution pour instruction | 98'454.70 | 19.451 | 1'106.23 | 0.00 | 0.000 | 0.00 |
| 6 | | Action sociale | 63'319.40 | 12.510 | 711.45 | 1'524.00 | 0.329 | 17.12 |
| | 600 | Secours | 0.00 | 0.000 | 0.00 | 0.00 | 0.000 | 0.00 |
| | 610 | Service dentaire | 0.00 | 0.000 | 0.00 | 0.00 | 0.000 | 0.00 |
| | 620 | Autres institutions | 0.00 | 0.000 | 0.00 | 0.00 | 0.000 | 0.00 |
| | 630 | Foyers communaux | 0.00 | 0.000 | 0.00 | 0.00 | 0.000 | 0.00 |
| | 640 | Crèches, UAPE | 0.00 | 0.000 | 0.00 | 0.00 | 0.000 | 0.00 |
| | 650 | Répartition des charges | 33'911.30 | 6.700 | 381.03 | 0.00 | 0.000 | 0.00 |
| | 659 | AVS, off. logement, chômage etc | 29'408.10 | 5.810 | 330.43 | 1'524.00 | 0.329 | 17.12 |
| | 665 | Contr. institution publique | 0.00 | 0.000 | 0.00 | 0.00 | 0.000 | 0.00 |

| La Chaux-des-Breuleux | | | Charges | en % | Fr./hab. | Produits | en% | Fr./hab. |
|-----------------------|-----|------------------------------|-------------------|---------------|-----------------|-------------------|---------------|-----------------|
| 7 | | Economie publique | 2'080.85 | 0.411 | 23.38 | 0.00 | 0.000 | 0.00 |
| | 700 | Foires, marchés | 288.05 | 0.057 | 3.24 | 0.00 | 0.000 | 0.00 |
| | 710 | Tourisme | 953.05 | 0.188 | 10.71 | 0.00 | 0.000 | 0.00 |
| | 720 | Agriculture | 839.75 | 0.166 | 9.44 | 0.00 | 0.000 | 0.00 |
| | 740 | Développement économique | 0.00 | 0.000 | 0.00 | 0.00 | 0.000 | 0.00 |
| 8 | | Finances | 198'843.85 | 39.285 | 2'234.20 | 196'572.35 | 42.410 | 2'208.68 |
| | 810 | Intérêts courts termes | -12.50 | -0.002 | -0.14 | 0.00 | 0.000 | 0.00 |
| | 811 | Intérêts longs termes | 7'095.90 | 1.402 | 79.73 | 0.00 | 0.000 | 0.00 |
| | 820 | Amortissements | 12'717.00 | 2.512 | 142.89 | 20'695.85 | 4.465 | 232.54 |
| | 825 | Charges d'immeubles | 103.80 | 0.021 | 1.17 | 0.00 | 0.000 | 0.00 |
| | 826 | Pâturages | 175'788.00 | 34.730 | 1'975.15 | 175'788.00 | 37.926 | 1'975.15 |
| | 830 | Subventions et contributions | 3'151.65 | 0.623 | 35.41 | 0.00 | 0.000 | 0.00 |
| | 840 | Intérêts actifs | 0.00 | 0.000 | 0.00 | 88.50 | 0.019 | 0.99 |
| | 850 | Rendement des immeubles | 0.00 | 0.000 | 0.00 | 0.00 | 0.000 | 0.00 |
| | 855 | Provisions, réserves, fonds | 0.00 | 0.000 | 0.00 | 0.00 | 0.000 | 0.00 |
| | 860 | Subventions | 0.00 | 0.000 | 0.00 | 0.00 | 0.000 | 0.00 |
| | 870 | Gains vente fortune | 0.00 | 0.000 | 0.00 | 0.00 | 0.000 | 0.00 |
| | 875 | Divers | 0.00 | 0.000 | 0.00 | 0.00 | 0.000 | 0.00 |
| 9 | | Imposition | 14'129.45 | 2.791 | 158.76 | 230'197.75 | 49.665 | 2'586.49 |
| | 910 | Impôts ordinaires | 0.00 | 0.000 | 0.00 | 155'966.15 | 33.649 | 1'752.43 |
| | 911 | Variation d'impôts | 14'027.10 | 2.771 | 157.61 | 8'206.60 | 1.771 | 92.21 |
| | 912 | Partage d'impôts | -27.65 | -0.005 | -0.31 | 0.00 | 0.000 | 0.00 |
| | 915 | Elimination d'impôts | 0.00 | 0.000 | 0.00 | 0.00 | 0.000 | 0.00 |
| | 920 | Autres impôts | 130.00 | 0.026 | 1.46 | 3'187.00 | 0.688 | 35.81 |
| | 940 | Fonds de péréquation | 0.00 | 0.000 | 0.00 | 62'838.00 | 13.557 | 706.04 |
| | | Totaux | 506'162.58 | 100.00 | 5'687.22 | 463'503.45 | 100.00 | 5'207.90 |
| | | Excédent de charges | | | | 42'659.13 | | |
| | | | 506'162.58 | | | 506'162.58 | | |

LA CHAUX-DES-BREULEUX
INDICATEURS FINANCIERS 2013 – 2017

| | 2013 | 2014 | 2015 | 2016 | 2017 | Moyenne |
|---------------------------------------|-----------|------------|-----------|------------|------------|------------------|
| Autofinancement (en fr.) | 90'981.27 | 115'292.02 | 85'590.78 | -12'676.35 | -14'853.73 | 52'866.80 |
| Degré d'autofinancement (%) | 0.00 | 0.00 | 0.00 | -15.57 | 0.00 | -3.11 |
| Capacité d'autofinancement (%) | 19.10 | 18.44 | 15.15 | -2.69 | -3.20 | 9.36 |



Une capacité d'autofinancement de :

- Moins de 10% est considéré comme mauvaise
- De 10% à 20% est considéré comme moyenne à bonne
- Plus de 20% est considéré comme très bonne

METTEMBERT

105 habitants

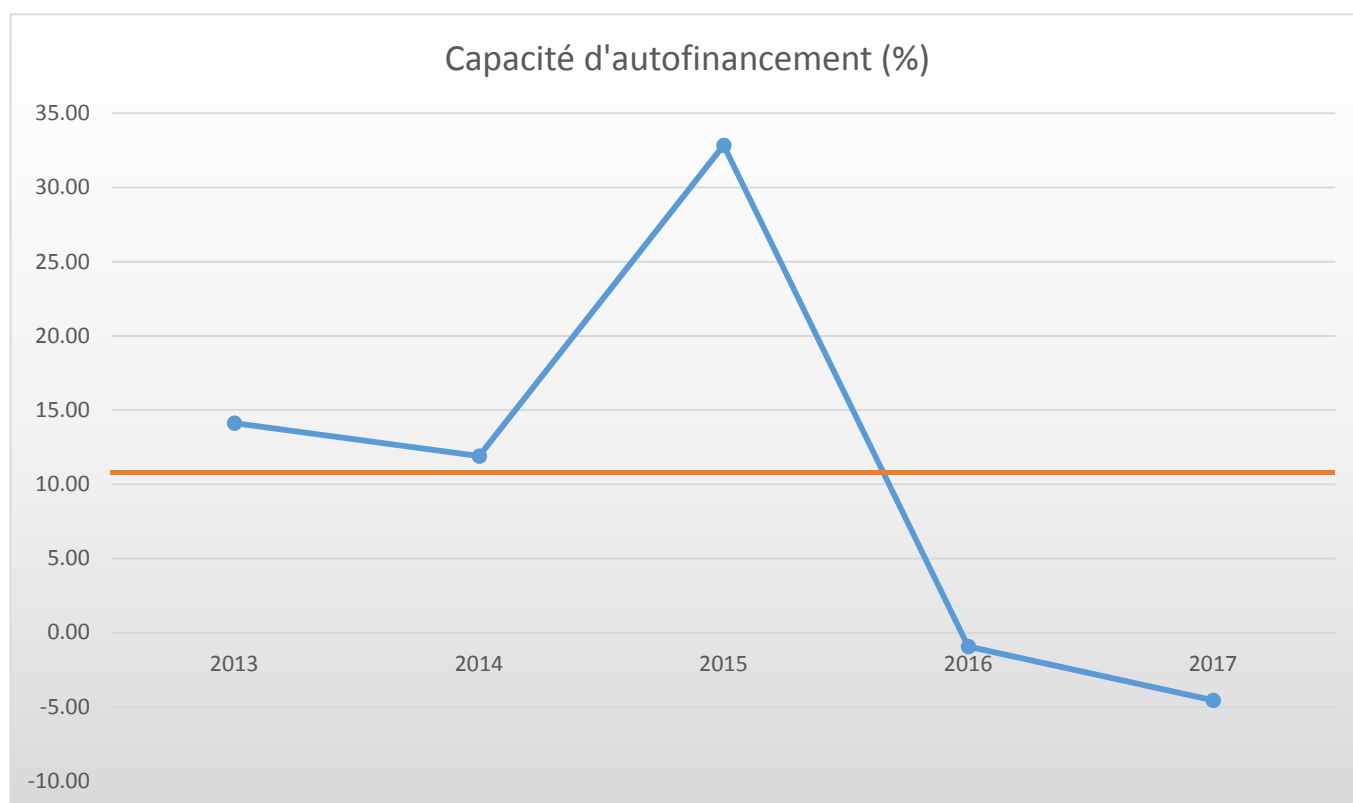
| Mettembert | | Charges | en % | Fr./hab. | Produits | en% | Fr./hab. |
|------------|--------------------------------------|-------------------|---------------|-----------------|------------------|--------------|---------------|
| 1 | Autorité | 79'786.95 | 19.791 | 759.88 | 10'677.20 | 2.602 | 101.69 |
| 100 | Communes, votations, élections | 0.00 | 0.000 | 0.00 | 0.00 | 0.000 | 0.00 |
| 110 | Conseil général/de Ville | 0.00 | 0.000 | 0.00 | 0.00 | 0.000 | 0.00 |
| 111 | Conseil communal | 14'830.05 | 3.679 | 141.24 | 0.00 | 0.000 | 0.00 |
| 112 | Commissions | 300.00 | 0.074 | 2.86 | 0.00 | 0.000 | 0.00 |
| 115 | Personnel administratif | 33'200.00 | 8.235 | 316.19 | 5'000.00 | 1.219 | 47.62 |
| 116 | Charges du personnel | 10'940.20 | 2.714 | 104.19 | 4'566.45 | 1.113 | 43.49 |
| 130 | Frais administratifs | 20'444.70 | 5.071 | 194.71 | 564.30 | 0.138 | 5.37 |
| 170 | Emoluments | 72.00 | 0.018 | 0.69 | 546.45 | 0.133 | 5.20 |
| 2 | Travaux publics | 20'449.63 | 5.073 | 194.76 | 12'262.94 | 2.989 | 116.79 |
| 200 | Entretien des routes | 11'484.45 | 2.849 | 109.38 | 2'780.00 | 0.678 | 26.48 |
| 201 | Ouvrages collectifs | 0.00 | 0.000 | 0.00 | 0.00 | 0.000 | 0.00 |
| 205 | Eclairage public | 3'199.48 | 0.794 | 30.47 | 5'304.04 | 1.293 | 50.51 |
| 206 | Horloge public | 0.00 | 0.000 | 0.00 | 0.00 | 0.000 | 0.00 |
| 210 | Cours d'eau | 0.00 | 0.000 | 0.00 | 0.00 | 0.000 | 0.00 |
| 230 | Cadastre | 5'372.90 | 1.333 | 51.17 | 4'178.90 | 1.019 | 39.80 |
| 240 | Aménagement du territoire | 392.80 | 0.097 | 3.74 | 0.00 | 0.000 | 0.00 |
| 3 | Affaire juridique, police | 402.90 | 0.100 | 3.84 | 0.00 | 0.000 | 0.00 |
| 310 | Police communale | 0.00 | 0.000 | 0.00 | 0.00 | 0.000 | 0.00 |
| 330 | Cantonnement | 0.00 | 0.000 | 0.00 | 0.00 | 0.000 | 0.00 |
| 340 | Protection civil | 402.90 | 0.100 | 3.84 | 0.00 | 0.000 | 0.00 |
| 4 | Hygiène publique | 1'100.00 | 0.273 | 10.48 | 0.00 | 0.000 | 0.00 |
| 400 | Police des denrées | 0.00 | 0.000 | 0.00 | 0.00 | 0.000 | 0.00 |
| 410 | Police sanitaire | 0.00 | 0.000 | 0.00 | 0.00 | 0.000 | 0.00 |
| 415 | Arrondissement de sépulture | 1'100.00 | 0.273 | 10.48 | 0.00 | 0.000 | 0.00 |
| 5 | Instruction | 141'327.65 | 35.057 | 1'345.98 | 754.50 | 0.184 | 7.19 |
| 510 | Service de l'école/école primaire | 5'137.60 | 1.274 | 48.93 | 247.00 | 0.060 | 2.35 |
| 511 | Transport scolaire | 0.00 | 0.000 | 0.00 | 0.00 | 0.000 | 0.00 |
| 512 | Places de jeu/Halles de gym | 9'870.40 | 2.448 | 94.00 | 0.00 | 0.000 | 0.00 |
| 520 | Ecole secondaire | 11'685.60 | 2.899 | 111.29 | 0.00 | 0.000 | 0.00 |
| 530 | Colonie de vacances | 0.00 | 0.000 | 0.00 | 0.00 | 0.000 | 0.00 |
| 540 | Ecole ménagère | 0.00 | 0.000 | 0.00 | 0.00 | 0.000 | 0.00 |
| 570 | Ecole enfantine | 1'174.75 | 0.291 | 11.19 | 0.00 | 0.000 | 0.00 |
| 580 | Contr. écologie, piscine, biblio ... | 3'203.20 | 0.795 | 30.51 | 507.50 | 0.124 | 4.83 |
| 590 | Contribution pour instruction | 110'256.10 | 27.349 | 1'050.06 | 0.00 | 0.000 | 0.00 |
| 6 | Action sociale | 76'174.73 | 18.895 | 725.47 | 1'400.00 | 0.341 | 13.33 |
| 600 | Secours | 0.00 | 0.000 | 0.00 | 0.00 | 0.000 | 0.00 |
| 610 | Service dentaire | 108.50 | 0.027 | 1.03 | 0.00 | 0.000 | 0.00 |
| 620 | Autres institutions | 55.50 | 0.014 | 0.53 | 0.00 | 0.000 | 0.00 |
| 630 | Foyers communaux | 1'227.63 | 0.305 | 11.69 | 0.00 | 0.000 | 0.00 |
| 640 | Crèches, UAPE | 0.00 | 0.000 | 0.00 | 0.00 | 0.000 | 0.00 |
| 650 | Répartition des charges | 37'575.10 | 9.321 | 357.86 | 0.00 | 0.000 | 0.00 |
| 659 | AVS, off. logement, chômage etc | 37'208.00 | 9.230 | 354.36 | 1'400.00 | 0.341 | 13.33 |
| 665 | Contr. institution publique | 0.00 | 0.000 | 0.00 | 0.00 | 0.000 | 0.00 |

| Mettembert | | | Charges | en % | Fr./hab. | Produits | en% | Fr./hab. |
|------------|-----|------------------------------|-------------------|---------------|-----------------|-------------------|---------------|-----------------|
| 7 | | Economie publique | 553.40 | 0.137 | 5.27 | 0.00 | 0.000 | 0.00 |
| | 700 | Foires, marchés | 0.00 | 0.000 | 0.00 | 0.00 | 0.000 | 0.00 |
| | 710 | Tourisme | 0.00 | 0.000 | 0.00 | 0.00 | 0.000 | 0.00 |
| | 720 | Agriculture | 553.40 | 0.137 | 5.27 | 0.00 | 0.000 | 0.00 |
| | 740 | Développement économique | 0.00 | 0.000 | 0.00 | 0.00 | 0.000 | 0.00 |
| 8 | | Finances | 39'797.85 | 9.872 | 379.03 | 77'001.15 | 18.768 | 733.34 |
| | 810 | Intérêts courts termes | 3'489.00 | 0.865 | 33.23 | 0.00 | 0.000 | 0.00 |
| | 811 | Intérêts longs termes | 3'850.60 | 0.955 | 36.67 | 0.00 | 0.000 | 0.00 |
| | 820 | Amortissements | 23'898.10 | 5.928 | 227.60 | 0.00 | 0.000 | 0.00 |
| | 825 | Charges d'immeubles | 4'332.15 | 1.075 | 41.26 | 10.00 | 0.002 | 0.10 |
| | 826 | Pâturages | 0.00 | 0.000 | 0.00 | 0.00 | 0.000 | 0.00 |
| | 830 | Subventions et contributions | 1'628.00 | 0.404 | 15.50 | 0.00 | 0.000 | 0.00 |
| | 840 | Intérêts actifs | 0.00 | 0.000 | 0.00 | 7'101.15 | 1.731 | 67.63 |
| | 850 | Rendement des immeubles | 600.00 | 0.149 | 5.71 | 17'890.00 | 4.360 | 170.38 |
| | 855 | Provisions, réserves, fonds | 2'000.00 | 0.496 | 19.05 | 52'000.00 | 12.674 | 495.24 |
| | 860 | Subventions | 0.00 | 0.000 | 0.00 | 0.00 | 0.000 | 0.00 |
| | 870 | Gains vente fortune | 0.00 | 0.000 | 0.00 | 0.00 | 0.000 | 0.00 |
| | 875 | Divers | 0.00 | 0.000 | 0.00 | 0.00 | 0.000 | 0.00 |
| 9 | | Imposition | 43'546.35 | 10.802 | 414.73 | 308'189.80 | 75.116 | 2'935.14 |
| | 910 | Impôts ordinaires | 0.00 | 0.000 | 0.00 | 236'501.25 | 57.643 | 2'252.39 |
| | 911 | Variation d'impôts | 27'733.10 | 6.879 | 264.12 | 55'904.80 | 13.626 | 532.43 |
| | 912 | Partage d'impôts | 2'097.25 | 0.520 | 19.97 | 5'489.50 | 1.338 | 52.28 |
| | 915 | Elimination d'impôts | 0.00 | 0.000 | 0.00 | 0.00 | 0.000 | 0.00 |
| | 920 | Autres impôts | 3'110.00 | 0.771 | 29.62 | 10'294.25 | 2.509 | 98.04 |
| | 940 | Fonds de péréquation | 10'606.00 | 2.631 | 101.01 | 0.00 | 0.000 | 0.00 |
| | | Totaux | 403'139.46 | 100.00 | 3'839.42 | 410'285.59 | 100.00 | 3'907.48 |
| | | Excédent de produits | 7'146.13 | | | | | |
| | | | 410'285.59 | | | 410'285.59 | | |

METTEMBERT

INDICATEURS FINANCIERS 2013 – 2017

| | 2013 | 2014 | 2015 | 2016 | 2017 | Moyenne |
|---------------------------------------|-----------|-----------|------------|-----------|------------|------------------|
| Autofinancement (en fr.) | 67'479.00 | 48'930.35 | 176'081.21 | -2'977.55 | -16'256.00 | 54'651.40 |
| Degré d'autofinancement (%) | 0.00 | 1'078.71 | 327.01 | -33.04 | -60.01 | 262.53 |
| Capacité d'autofinancement (%) | 14.13 | 11.91 | 32.84 | -0.92 | -4.56 | 10.68 |



Une capacité d'autofinancement de :

- Moins de 10% est considéré comme mauvaise
- De 10% à 20% est considéré comme moyenne à bonne
- Plus de 20% est considéré comme très bonne

BEURNEVESIN

119 habitants

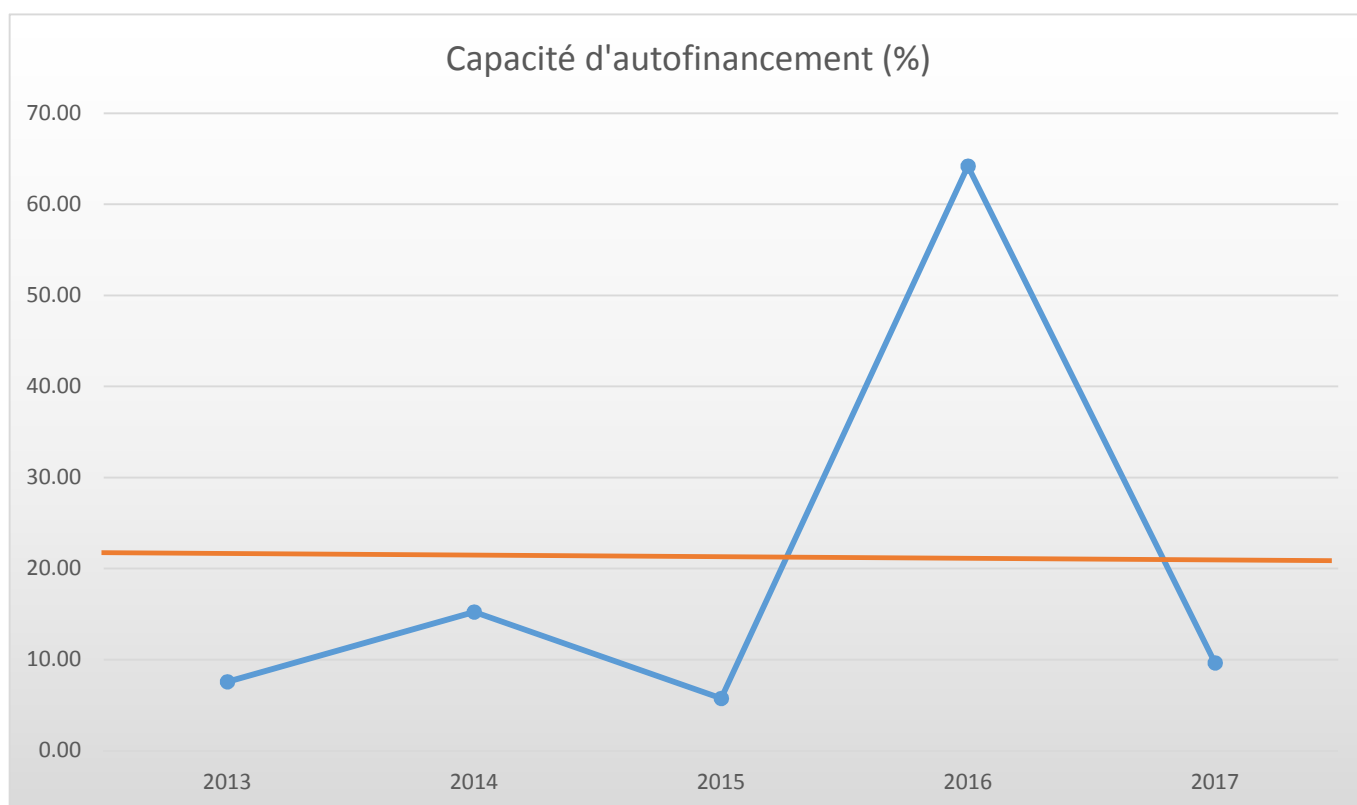
| Beurnevésin | | Charges | en % | Fr./hab. | Produits | en% | Fr./hab. |
|-------------|--------------------------------------|-------------------|---------------|-----------------|------------------|--------------|---------------|
| 1 | Autorité | 65'806.21 | 14.449 | 552.99 | 4'600.05 | 1.004 | 38.66 |
| 100 | Communes, votations, élections | 1'472.85 | 0.323 | 12.38 | 0.00 | 0.000 | 0.00 |
| 110 | Conseil général/de Ville | 0.00 | 0.000 | 0.00 | 0.00 | 0.000 | 0.00 |
| 111 | Conseil communal | 7'660.49 | 1.682 | 64.37 | 0.00 | 0.000 | 0.00 |
| 112 | Commissions | 240.00 | 0.053 | 2.02 | 0.00 | 0.000 | 0.00 |
| 115 | Personnel administratif | 30'960.80 | 6.798 | 260.17 | 0.00 | 0.000 | 0.00 |
| 116 | Charges du personnel | 12'025.38 | 2.640 | 101.05 | 3'928.25 | 0.858 | 33.01 |
| 130 | Frais administratifs | 13'446.69 | 2.952 | 113.00 | 158.20 | 0.035 | 1.33 |
| 170 | Emoluments | 0.00 | 0.000 | 0.00 | 513.60 | 0.112 | 4.32 |
| 2 | Travaux publics | 44'390.25 | 9.747 | 373.03 | 15'673.85 | 3.422 | 131.71 |
| 200 | Entretien des routes | 26'163.45 | 5.745 | 219.86 | 8'878.85 | 1.939 | 74.61 |
| 201 | Ouvrages collectifs | 0.00 | 0.000 | 0.00 | 0.00 | 0.000 | 0.00 |
| 205 | Eclairage public | 15'479.55 | 3.399 | 130.08 | 6'795.00 | 1.484 | 57.10 |
| 206 | Horloge public | 0.00 | 0.000 | 0.00 | 0.00 | 0.000 | 0.00 |
| 210 | Cours d'eau | 0.00 | 0.000 | 0.00 | 0.00 | 0.000 | 0.00 |
| 230 | Cadastre | 2'747.25 | 0.603 | 23.09 | 0.00 | 0.000 | 0.00 |
| 240 | Aménagement du territoire | 0.00 | 0.000 | 0.00 | 0.00 | 0.000 | 0.00 |
| 3 | Affaire juridique, police | 2'509.20 | 0.551 | 21.09 | 480.00 | 0.105 | 4.03 |
| 310 | Police communale | 0.00 | 0.000 | 0.00 | 0.00 | 0.000 | 0.00 |
| 330 | Cantonnement | 0.00 | 0.000 | 0.00 | 0.00 | 0.000 | 0.00 |
| 340 | Protection civil | 2'509.20 | 0.551 | 21.09 | 480.00 | 0.105 | 4.03 |
| 4 | Hygiène publique | 2'027.60 | 0.445 | 17.04 | 0.00 | 0.000 | 0.00 |
| 400 | Police des denrées | 0.00 | 0.000 | 0.00 | 0.00 | 0.000 | 0.00 |
| 410 | Police sanitaire | 2'027.60 | 0.445 | 17.04 | 0.00 | 0.000 | 0.00 |
| 415 | Arrondissement de sépulture | 0.00 | 0.000 | 0.00 | 0.00 | 0.000 | 0.00 |
| 5 | Instruction | 136'153.80 | 29.895 | 1'144.15 | 45.00 | 0.010 | 0.38 |
| 510 | Service de l'école/école primaire | 3'712.90 | 0.815 | 31.20 | 45.00 | 0.010 | 0.38 |
| 511 | Transport scolaire | 0.00 | 0.000 | 0.00 | 0.00 | 0.000 | 0.00 |
| 512 | Places de jeu/Halles de gym | 0.00 | 0.000 | 0.00 | 0.00 | 0.000 | 0.00 |
| 520 | Ecole secondaire | 3'454.20 | 0.758 | 29.03 | 0.00 | 0.000 | 0.00 |
| 530 | Colonie de vacances | 0.00 | 0.000 | 0.00 | 0.00 | 0.000 | 0.00 |
| 540 | Ecole ménagère | 0.00 | 0.000 | 0.00 | 0.00 | 0.000 | 0.00 |
| 570 | Ecole enfantine | 0.00 | 0.000 | 0.00 | 0.00 | 0.000 | 0.00 |
| 580 | Contr. écologie, piscine, biblio ... | 3'972.00 | 0.872 | 33.38 | 0.00 | 0.000 | 0.00 |
| 590 | Contribution pour instruction | 125'014.70 | 27.449 | 1'050.54 | 0.00 | 0.000 | 0.00 |
| 6 | Action sociale | 105'919.26 | 23.257 | 890.08 | 16'525.27 | 3.608 | 138.87 |
| 600 | Secours | 18'241.00 | 4.005 | 153.29 | 14'989.67 | 3.273 | 125.96 |
| 610 | Service dentaire | 101.50 | 0.022 | 0.85 | 0.00 | 0.000 | 0.00 |
| 620 | Autres institutions | 63.50 | 0.014 | 0.53 | 0.00 | 0.000 | 0.00 |
| 630 | Foyers communaux | 1'788.35 | 0.393 | 15.03 | 0.00 | 0.000 | 0.00 |
| 640 | Crèches, UAPE | 0.00 | 0.000 | 0.00 | 0.00 | 0.000 | 0.00 |
| 650 | Répartition des charges | 42'762.61 | 9.389 | 359.35 | 0.00 | 0.000 | 0.00 |
| 659 | AVS, off. logement, chômage etc | 42'962.30 | 9.433 | 361.03 | 1'535.60 | 0.335 | 12.90 |
| 665 | Contr. institution publique | 0.00 | 0.000 | 0.00 | 0.00 | 0.000 | 0.00 |

| Beurnevésin | | | Charges | en % | Fr./hab. | Produits | en% | Fr./hab. |
|-------------|-----|------------------------------|-------------------|---------------|-----------------|-------------------|---------------|-----------------|
| 7 | | Economie publique | 9'258.99 | 2.033 | 77.81 | 9'494.05 | 2.073 | 79.78 |
| | 700 | Foires, marchés | 0.00 | 0.000 | 0.00 | 0.00 | 0.000 | 0.00 |
| | 710 | Tourisme | 6'510.44 | 1.429 | 54.71 | 1'510.00 | 0.330 | 12.69 |
| | 720 | Agriculture | 2'748.55 | 0.603 | 23.10 | 7'984.05 | 1.743 | 67.09 |
| | 740 | Développement économique | 0.00 | 0.000 | 0.00 | 0.00 | 0.000 | 0.00 |
| 8 | | Finances | 68'676.59 | 15.079 | 577.11 | 17'780.09 | 3.882 | 149.41 |
| | 810 | Intérêts courts termes | 0.00 | 0.000 | 0.00 | 0.00 | 0.000 | 0.00 |
| | 811 | Intérêts longs termes | 10'309.30 | 2.264 | 86.63 | 0.00 | 0.000 | 0.00 |
| | 820 | Amortissements | 28'783.30 | 6.320 | 241.88 | 36.40 | 0.008 | 0.31 |
| | 825 | Charges d'immeubles | 28'353.69 | 6.226 | 238.27 | 0.00 | 0.000 | 0.00 |
| | 826 | Pâturages | 0.00 | 0.000 | 0.00 | 0.00 | 0.000 | 0.00 |
| | 830 | Subventions et contributions | 0.00 | 0.000 | 0.00 | 0.00 | 0.000 | 0.00 |
| | 840 | Intérêts actifs | 1'230.30 | 0.270 | 10.34 | 6'554.15 | 1.431 | 55.08 |
| | 850 | Rendement des immeubles | 0.00 | 0.000 | 0.00 | 11'138.54 | 2.432 | 93.60 |
| | 855 | Provisions, réserves, fonds | 0.00 | 0.000 | 0.00 | 51.00 | 0.011 | 0.43 |
| | 860 | Subventions | 0.00 | 0.000 | 0.00 | 0.00 | 0.000 | 0.00 |
| | 870 | Gains vente fortune | 0.00 | 0.000 | 0.00 | 0.00 | 0.000 | 0.00 |
| | 875 | Divers | 0.00 | 0.000 | 0.00 | 0.00 | 0.000 | 0.00 |
| 9 | | Imposition | 20'697.10 | 4.544 | 173.93 | 393'426.70 | 85.896 | 3'306.11 |
| | 910 | Impôts ordinaires | 0.00 | 0.000 | 0.00 | 245'222.65 | 53.539 | 2'060.69 |
| | 911 | Variation d'impôts | 13'254.85 | 2.910 | 111.39 | 35'581.90 | 7.769 | 299.01 |
| | 912 | Partage d'impôts | 918.00 | 0.202 | 7.71 | 0.00 | 0.000 | 0.00 |
| | 915 | Elimination d'impôts | 6'057.90 | 1.330 | 50.91 | 0.00 | 0.000 | 0.00 |
| | 920 | Autres impôts | 466.35 | 0.102 | 3.92 | 13'722.15 | 2.996 | 115.31 |
| | 940 | Fonds de péréquation | 0.00 | 0.000 | 0.00 | 98'900.00 | 21.593 | 831.09 |
| | | Totaux | 455'439.00 | 100.00 | 3'827.22 | 458'025.01 | 100.00 | 3'848.95 |
| | | Excédent de produits | 2'586.01 | | | | | |
| | | | 458'025.01 | | | 458'025.01 | | |

BEURNEVESIN

INDICATEURS FINANCIERS 2013 – 2017

| | 2013 | 2014 | 2015 | 2016 | 2017 | Moyenne |
|---------------------------------------|-----------|-----------|-----------|------------|-----------|-------------------|
| Autofinancement (en fr.) | 32'723.09 | 75'315.96 | 29'628.09 | 742'095.98 | 43'839.81 | 184'720.59 |
| Degré d'autofinancement (%) | 10.80 | 981.03 | 46.74 | 0.00 | 67.30 | 221.17 |
| Capacité d'autofinancement (%) | 7.55 | 15.24 | 5.72 | 64.20 | 9.62 | 20.47 |



Une capacité d'autofinancement de :

- Moins de 10% est considéré comme mauvaise
- De 10% à 20% est considéré comme moyenne à bonne
- Plus de 20% est considéré comme très bonne

EDERSWILER

120 habitants

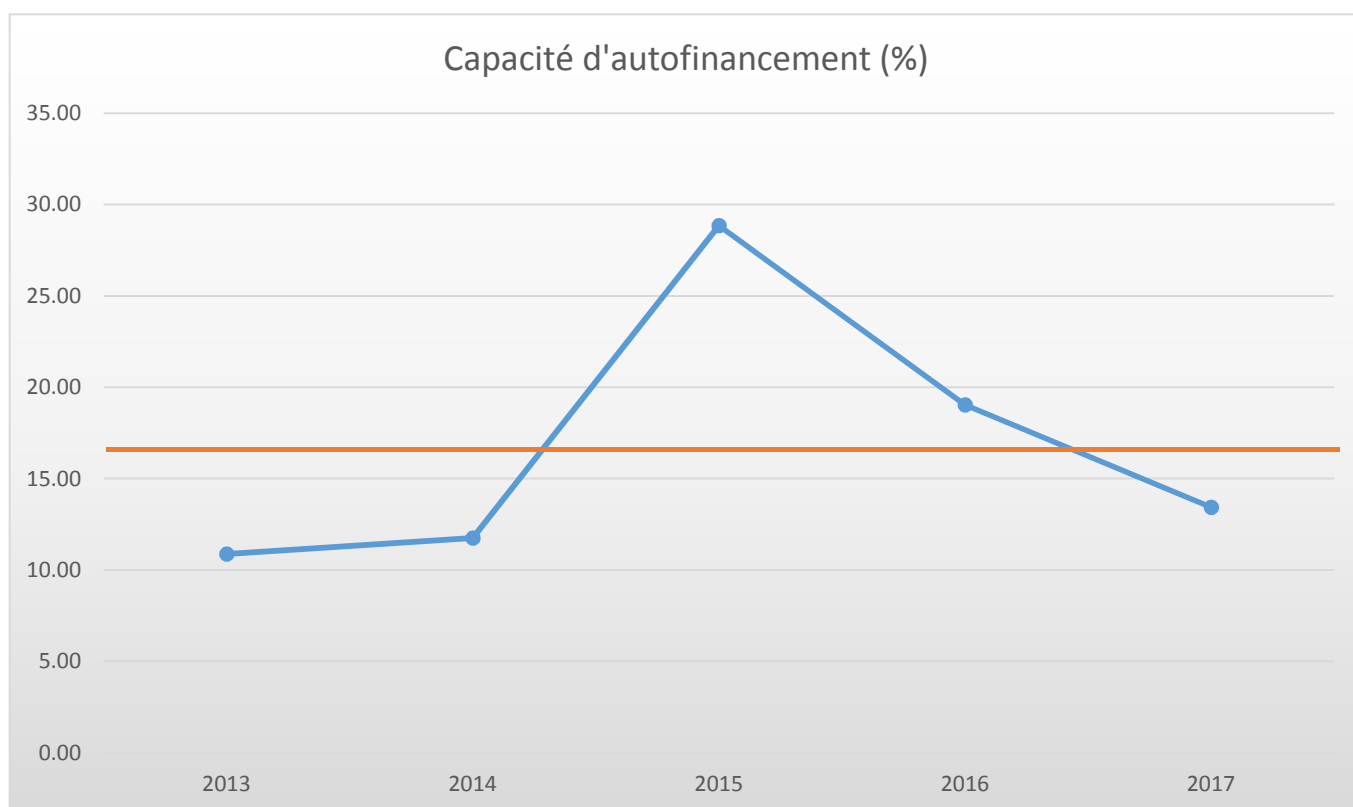
| Ederswiler | | Charges | en % | Fr./hab. | Produits | en% | Fr./hab. |
|------------|-------------------------------------|-------------------|---------------|-----------------|-----------------|--------------|--------------|
| 1 | Autorité | 45'111.75 | 12.498 | 375.93 | 9'790.70 | 2.678 | 81.59 |
| 100 | Communes, votations, élections | 543.75 | 0.151 | 4.53 | 0.00 | 0.000 | 0.00 |
| 110 | Conseil général/de Ville | 0.00 | 0.000 | 0.00 | 0.00 | 0.000 | 0.00 |
| 111 | Conseil communal | 3'451.55 | 0.956 | 28.76 | 0.00 | 0.000 | 0.00 |
| 112 | Commissions | 7'225.80 | 2.002 | 60.22 | 0.00 | 0.000 | 0.00 |
| 115 | Personnel administratif | 15'974.05 | 4.426 | 133.12 | 0.00 | 0.000 | 0.00 |
| 116 | Charges du personnel | 3'337.40 | 0.925 | 27.81 | 0.00 | 0.000 | 0.00 |
| 130 | Frais administratifs | 14'579.20 | 4.039 | 121.49 | 9'790.70 | 2.678 | 81.59 |
| 170 | Emoluments | 0.00 | 0.000 | 0.00 | 0.00 | 0.000 | 0.00 |
| 2 | Travaux publics | 16'776.25 | 4.648 | 139.80 | 7'234.00 | 1.979 | 60.28 |
| 200 | Entretien des routes | 11'959.70 | 3.313 | 99.66 | 7'234.00 | 1.979 | 60.28 |
| 201 | Ouvrages collectifs | 454.00 | 0.126 | 3.78 | 0.00 | 0.000 | 0.00 |
| 205 | Eclairage public | 0.00 | 0.000 | 0.00 | 0.00 | 0.000 | 0.00 |
| 206 | Horloge public | 0.00 | 0.000 | 0.00 | 0.00 | 0.000 | 0.00 |
| 210 | Cours d'eau | 0.00 | 0.000 | 0.00 | 0.00 | 0.000 | 0.00 |
| 230 | Cadastre | 4'275.40 | 1.185 | 35.63 | 0.00 | 0.000 | 0.00 |
| 240 | Aménagement du territoire | 87.15 | 0.024 | 0.73 | 0.00 | 0.000 | 0.00 |
| 3 | Affaire juridique, police | 9'591.05 | 2.657 | 79.93 | 0.00 | 0.000 | 0.00 |
| 310 | Police communale | 0.00 | 0.000 | 0.00 | 0.00 | 0.000 | 0.00 |
| 330 | Cantonnement | 0.00 | 0.000 | 0.00 | 0.00 | 0.000 | 0.00 |
| 340 | Protection civil | 9'591.05 | 2.657 | 79.93 | 0.00 | 0.000 | 0.00 |
| 4 | Hygiène publique | 0.00 | 0.000 | 0.00 | 0.00 | 0.000 | 0.00 |
| 400 | Police des denrées | 0.00 | 0.000 | 0.00 | 0.00 | 0.000 | 0.00 |
| 410 | Police sanitaire | 0.00 | 0.000 | 0.00 | 0.00 | 0.000 | 0.00 |
| 415 | Arrondissement de sépulture | 0.00 | 0.000 | 0.00 | 0.00 | 0.000 | 0.00 |
| 5 | Instruction | 125'086.95 | 34.656 | 1'042.39 | 112.00 | 0.031 | 0.93 |
| 510 | Service de l'école/école primaire | 3'000.00 | 0.831 | 25.00 | 0.00 | 0.000 | 0.00 |
| 511 | Transport scolaire | 0.00 | 0.000 | 0.00 | 0.00 | 0.000 | 0.00 |
| 512 | Places de jeu/Halles de gym | 0.00 | 0.000 | 0.00 | 0.00 | 0.000 | 0.00 |
| 520 | Ecole secondaire | 9'437.75 | 2.615 | 78.65 | 0.00 | 0.000 | 0.00 |
| 530 | Colonie de vacances | 0.00 | 0.000 | 0.00 | 0.00 | 0.000 | 0.00 |
| 540 | Ecole ménagère | 0.00 | 0.000 | 0.00 | 0.00 | 0.000 | 0.00 |
| 570 | Ecole enfantine | 2'400.00 | 0.665 | 20.00 | 0.00 | 0.000 | 0.00 |
| 580 | Contr. écolage, piscine, biblio ... | 0.00 | 0.000 | 0.00 | 112.00 | 0.031 | 0.93 |
| 590 | Contribution pour instruction | 110'249.20 | 30.545 | 918.74 | 0.00 | 0.000 | 0.00 |
| 6 | Action sociale | 92'731.15 | 25.691 | 772.76 | 1'649.80 | 0.451 | 13.75 |
| 600 | Secours | 0.00 | 0.000 | 0.00 | 0.00 | 0.000 | 0.00 |
| 610 | Service dentaire | 0.00 | 0.000 | 0.00 | 0.00 | 0.000 | 0.00 |
| 620 | Autres institutions | 0.00 | 0.000 | 0.00 | 0.00 | 0.000 | 0.00 |
| 630 | Foyers communaux | 0.00 | 0.000 | 0.00 | 0.00 | 0.000 | 0.00 |
| 640 | Crèches, UAPE | 0.00 | 0.000 | 0.00 | 0.00 | 0.000 | 0.00 |
| 650 | Répartition des charges | 11'227.90 | 3.111 | 93.57 | 0.00 | 0.000 | 0.00 |
| 659 | AVS, off. logement, chômage etc | 81'503.25 | 22.581 | 679.19 | 1'649.80 | 0.451 | 13.75 |
| 665 | Contr. institution publique | 0.00 | 0.000 | 0.00 | 0.00 | 0.000 | 0.00 |

| Ederswiler | | | Charges | en % | Fr./hab. | Produits | en% | Fr./hab. |
|------------|-----|------------------------------|-------------------|---------------|-----------------|-------------------|---------------|-----------------|
| 7 | | Economie publique | 2'235.40 | 0.619 | 18.63 | 0.00 | 0.000 | 0.00 |
| | 700 | Foires, marchés | 0.00 | 0.000 | 0.00 | 0.00 | 0.000 | 0.00 |
| | 710 | Tourisme | 1'488.00 | 0.412 | 12.40 | 0.00 | 0.000 | 0.00 |
| | 720 | Agriculture | 747.40 | 0.207 | 6.23 | 0.00 | 0.000 | 0.00 |
| | 740 | Développement économique | 0.00 | 0.000 | 0.00 | 0.00 | 0.000 | 0.00 |
| 8 | | Finances | 49'363.06 | 13.676 | 411.36 | 19'232.65 | 5.262 | 160.27 |
| | 810 | Intérêts courts termes | 0.00 | 0.000 | 0.00 | 0.00 | 0.000 | 0.00 |
| | 811 | Intérêts longs termes | 6'746.61 | 1.869 | 56.22 | 0.00 | 0.000 | 0.00 |
| | 820 | Amortissements | 33'574.15 | 9.302 | 279.78 | 0.00 | 0.000 | 0.00 |
| | 825 | Charges d'immeubles | 4'625.10 | 1.281 | 38.54 | 100.00 | 0.027 | 0.83 |
| | 826 | Pâturages | 0.00 | 0.000 | 0.00 | 0.00 | 0.000 | 0.00 |
| | 830 | Subventions et contributions | 350.00 | 0.097 | 2.92 | 0.00 | 0.000 | 0.00 |
| | 840 | Intérêts actifs | 67.20 | 0.019 | 0.56 | 2'332.65 | 0.638 | 19.44 |
| | 850 | Rendement des immeubles | 4'000.00 | 1.108 | 33.33 | 16'800.00 | 4.596 | 140.00 |
| | 855 | Provisions, réserves, fonds | 0.00 | 0.000 | 0.00 | 0.00 | 0.000 | 0.00 |
| | 860 | Subventions | 0.00 | 0.000 | 0.00 | 0.00 | 0.000 | 0.00 |
| | 870 | Gains vente fortune | 0.00 | 0.000 | 0.00 | 0.00 | 0.000 | 0.00 |
| | 875 | Divers | 0.00 | 0.000 | 0.00 | 0.00 | 0.000 | 0.00 |
| 9 | | Imposition | 20'046.80 | 5.554 | 167.06 | 327'515.00 | 89.599 | 2'729.29 |
| | 910 | Impôts ordinaires | 20'046.80 | 5.554 | 167.06 | 211'167.70 | 57.770 | 1'759.73 |
| | 911 | Variation d'impôts | 0.00 | 0.000 | 0.00 | 0.00 | 0.000 | 0.00 |
| | 912 | Partage d'impôts | 0.00 | 0.000 | 0.00 | 19'217.30 | 5.257 | 160.14 |
| | 915 | Elimination d'impôts | 0.00 | 0.000 | 0.00 | 0.00 | 0.000 | 0.00 |
| | 920 | Autres impôts | 0.00 | 0.000 | 0.00 | 0.00 | 0.000 | 0.00 |
| | 940 | Fonds de péréquation | 0.00 | 0.000 | 0.00 | 97'130.00 | 26.572 | 809.42 |
| | | Totaux | 360'942.41 | 100.00 | 3'007.85 | 365'534.15 | 100.00 | 3'046.12 |
| | | Excédent de produits | 4'591.74 | | | | | |
| | | | 365'534.15 | | | 365'534.15 | | |

EDERSWILER

INDICATEURS FINANCIERS 2013 – 2017

| | 2013 | 2014 | 2015 | 2016 | 2017 | Moyenne |
|---------------------------------------|-----------|-----------|------------|-----------|-----------|------------------|
| Autofinancement (en fr.) | 37'692.00 | 41'507.37 | 115'628.74 | 71'770.31 | 49'092.79 | 63'138.24 |
| Degré d'autofinancement (%) | 0.00 | 178.14 | -474.37 | 177.72 | 74.16 | -8.87 |
| Capacité d'autofinancement (%) | 10.87 | 11.75 | 28.85 | 19.04 | 13.43 | 16.79 |



Une capacité d'autofinancement de :

- Moins de 10% est considéré comme mauvaise
- De 10% à 20% est considéré comme moyenne à bonne
- Plus de 20% est considéré comme très bonne

SOUBEY
132 habitants

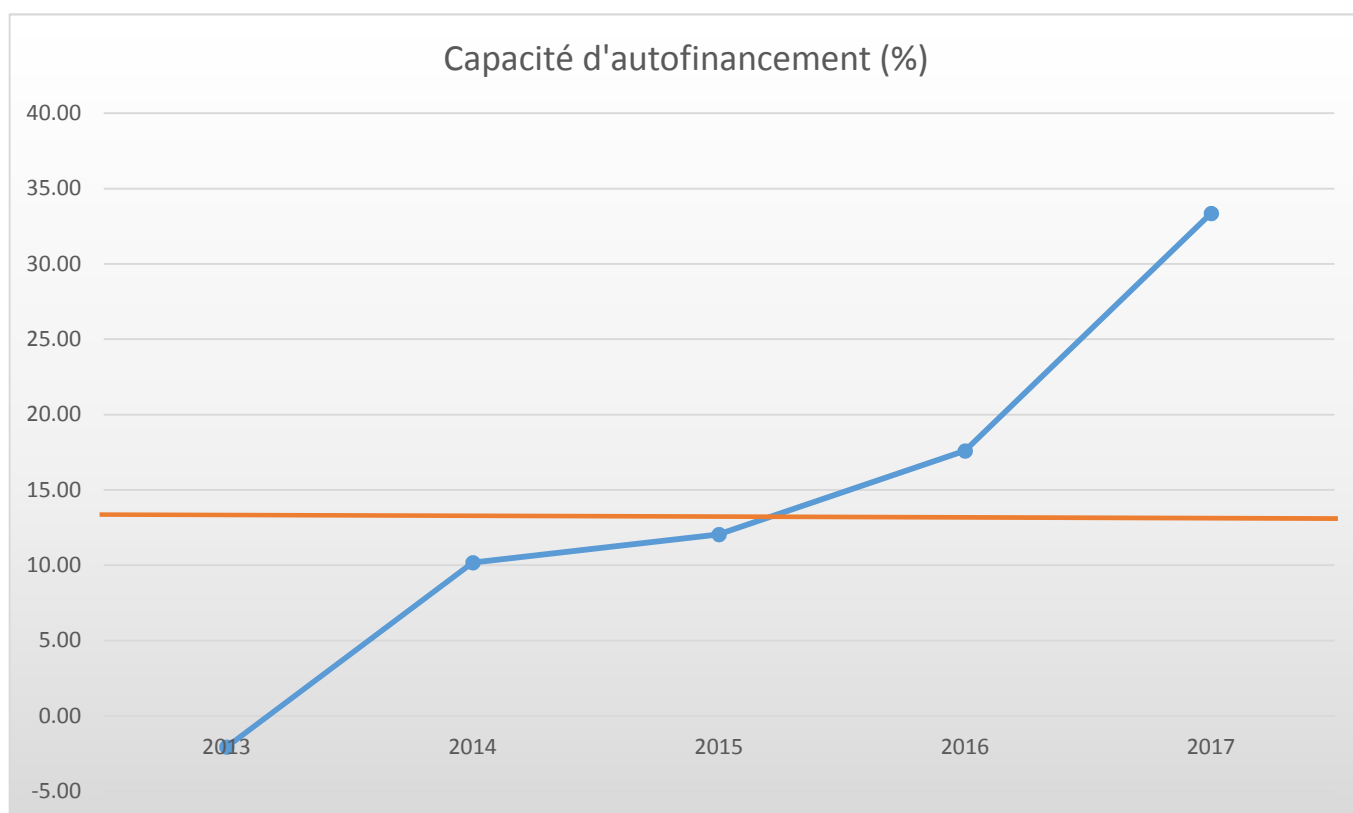
| SoubeY | | Charges | en % | Fr./hab. | Produits | en% | Fr./hab. |
|----------|-------------------------------------|-------------------|---------------|-----------------|-------------------|---------------|-----------------|
| 1 | Autorité | 98'375.05 | 10.990 | 745.27 | 12'441.55 | 1.371 | 94.25 |
| 100 | Communes, votations, élections | 150.00 | 0.017 | 1.14 | 0.00 | 0.000 | 0.00 |
| 110 | Conseil général/de Ville | 0.00 | 0.000 | 0.00 | 0.00 | 0.000 | 0.00 |
| 111 | Conseil communal | 15'486.80 | 1.730 | 117.32 | 0.00 | 0.000 | 0.00 |
| 112 | Commissions | 412.50 | 0.046 | 3.13 | 0.00 | 0.000 | 0.00 |
| 115 | Personnel administratif | 36'946.45 | 4.127 | 279.90 | 0.00 | 0.000 | 0.00 |
| 116 | Charges du personnel | 14'475.95 | 1.617 | 109.67 | 9'919.80 | 1.094 | 75.15 |
| 130 | Frais administratifs | 30'903.35 | 3.452 | 234.12 | 2'156.60 | 0.238 | 16.34 |
| 170 | Emoluments | 0.00 | 0.000 | 0.00 | 365.15 | 0.040 | 2.77 |
| 2 | Travaux publics | 85'632.95 | 9.566 | 648.73 | 226'696.85 | 24.990 | 1'717.40 |
| 200 | Entretien des routes | 70'136.35 | 7.835 | 531.34 | 198'889.50 | 21.924 | 1'506.74 |
| 201 | Ouvrages collectifs | 0.00 | 0.000 | 0.00 | 0.00 | 0.000 | 0.00 |
| 205 | Eclairage public | 9'641.35 | 1.077 | 73.04 | 13'350.40 | 1.472 | 101.14 |
| 206 | Horloge public | 0.00 | 0.000 | 0.00 | 0.00 | 0.000 | 0.00 |
| 210 | Cours d'eau | 0.00 | 0.000 | 0.00 | 0.00 | 0.000 | 0.00 |
| 230 | Cadastre | 5'855.25 | 0.654 | 44.36 | 14'456.95 | 1.594 | 109.52 |
| 240 | Aménagement du territoire | 0.00 | 0.000 | 0.00 | 0.00 | 0.000 | 0.00 |
| 3 | Affaire juridique, police | 1'257.40 | 0.140 | 9.53 | 120.00 | 0.013 | 0.91 |
| 310 | Police communale | 0.00 | 0.000 | 0.00 | 0.00 | 0.000 | 0.00 |
| 330 | Cantonnement | 20.00 | 0.002 | 0.15 | 0.00 | 0.000 | 0.00 |
| 340 | Protection civil | 1'237.40 | 0.138 | 9.37 | 120.00 | 0.013 | 0.91 |
| 4 | Hygiène publique | 0.00 | 0.000 | 0.00 | 0.00 | 0.000 | 0.00 |
| 400 | Police des denrées | 0.00 | 0.000 | 0.00 | 0.00 | 0.000 | 0.00 |
| 410 | Police sanitaire | 0.00 | 0.000 | 0.00 | 0.00 | 0.000 | 0.00 |
| 415 | Arrondissement de sépulture | 0.00 | 0.000 | 0.00 | 0.00 | 0.000 | 0.00 |
| 5 | Instruction | 151'618.25 | 16.938 | 1'148.62 | 1'676.25 | 0.185 | 12.70 |
| 510 | Service de l'école/école primaire | 5'247.00 | 0.586 | 39.75 | 1'676.25 | 0.185 | 12.70 |
| 511 | Transport scolaire | 4'110.00 | 0.459 | 31.14 | 0.00 | 0.000 | 0.00 |
| 512 | Places de jeu/Halles de gym | 0.00 | 0.000 | 0.00 | 0.00 | 0.000 | 0.00 |
| 520 | Ecole secondaire | 8'596.00 | 0.960 | 65.12 | 0.00 | 0.000 | 0.00 |
| 530 | Colonie de vacances | 0.00 | 0.000 | 0.00 | 0.00 | 0.000 | 0.00 |
| 540 | Ecole ménagère | 0.00 | 0.000 | 0.00 | 0.00 | 0.000 | 0.00 |
| 570 | Ecole enfantine | 0.00 | 0.000 | 0.00 | 0.00 | 0.000 | 0.00 |
| 580 | Contr. écolage, piscine, biblio ... | 1'760.00 | 0.197 | 13.33 | 0.00 | 0.000 | 0.00 |
| 590 | Contribution pour instruction | 131'905.25 | 14.735 | 999.28 | 0.00 | 0.000 | 0.00 |
| 6 | Action sociale | 104'703.90 | 11.697 | 793.21 | 1'938.00 | 0.214 | 14.68 |
| 600 | Secours | 22'484.10 | 2.512 | 170.33 | 0.00 | 0.000 | 0.00 |
| 610 | Service dentaire | 0.00 | 0.000 | 0.00 | 0.00 | 0.000 | 0.00 |
| 620 | Autres institutions | 274.00 | 0.031 | 2.08 | 297.00 | 0.033 | 2.25 |
| 630 | Foyers communaux | 2'982.80 | 0.333 | 22.60 | 200.00 | 0.022 | 1.52 |
| 640 | Crèches, UAPE | 0.00 | 0.000 | 0.00 | 0.00 | 0.000 | 0.00 |
| 650 | Répartition des charges | 36'389.40 | 4.065 | 275.68 | 0.00 | 0.000 | 0.00 |
| 659 | AVS, off. logement, chômage etc | 42'573.60 | 4.756 | 322.53 | 1'441.00 | 0.159 | 10.92 |
| 665 | Contr. institution publique | 0.00 | 0.000 | 0.00 | 0.00 | 0.000 | 0.00 |

| Soubey | | | Charges | en % | Fr./hab. | Produits | en% | Fr./hab. |
|----------|-----|------------------------------|-------------------|---------------|-----------------|-------------------|---------------|-----------------|
| 7 | | Economie publique | 94'852.35 | 10.596 | 718.58 | 10'000.00 | 1.102 | 75.76 |
| | 700 | Foires, marchés | 0.00 | 0.000 | 0.00 | 0.00 | 0.000 | 0.00 |
| | 710 | Tourisme | 42'611.50 | 4.760 | 322.81 | 0.00 | 0.000 | 0.00 |
| | 720 | Agriculture | 2'240.85 | 0.250 | 16.98 | 0.00 | 0.000 | 0.00 |
| | 740 | Développement économique | 50'000.00 | 5.586 | 378.79 | 10'000.00 | 1.102 | 75.76 |
| 8 | | Finances | 338'213.19 | 37.783 | 2'562.22 | 184'645.40 | 20.354 | 1'398.83 |
| | 810 | Intérêts courts termes | 3'009.50 | 0.336 | 22.80 | 0.00 | 0.000 | 0.00 |
| | 811 | Intérêts longs termes | 3'970.15 | 0.444 | 30.08 | 0.00 | 0.000 | 0.00 |
| | 820 | Amortissements | 201'274.85 | 22.485 | 1'524.81 | 0.00 | 0.000 | 0.00 |
| | 825 | Charges d'immeubles | 106'564.95 | 11.905 | 807.31 | 2'564.60 | 0.283 | 19.43 |
| | 826 | Pâturages | 3'000.00 | 0.335 | 22.73 | 6'906.45 | 0.761 | 52.32 |
| | 830 | Subventions et contributions | 8'670.50 | 0.969 | 65.69 | 0.00 | 0.000 | 0.00 |
| | 840 | Intérêts actifs | 0.00 | 0.000 | 0.00 | 2'469.35 | 0.272 | 18.71 |
| | 850 | Rendement des immeubles | 11'723.24 | 1.310 | 88.81 | 58'893.00 | 6.492 | 446.16 |
| | 855 | Provisions, réserves, fonds | 0.00 | 0.000 | 0.00 | 0.00 | 0.000 | 0.00 |
| | 860 | Subventions | 0.00 | 0.000 | 0.00 | 0.00 | 0.000 | 0.00 |
| | 870 | Gains vente fortune | 0.00 | 0.000 | 0.00 | 113'812.00 | 12.546 | 862.21 |
| | 875 | Divers | 0.00 | 0.000 | 0.00 | 0.00 | 0.000 | 0.00 |
| 9 | | Imposition | 20'500.10 | 2.290 | 155.30 | 469'640.50 | 51.770 | 3'557.88 |
| | 910 | Impôts ordinaires | 0.00 | 0.000 | 0.00 | 270'079.30 | 29.772 | 2'046.06 |
| | 911 | Variation d'impôts | 18'037.00 | 2.015 | 136.64 | 32'694.05 | 3.604 | 247.68 |
| | 912 | Partage d'impôts | 2'069.75 | 0.231 | 15.68 | 4'693.30 | 0.517 | 35.56 |
| | 915 | Elimination d'impôts | 92.15 | 0.010 | 0.70 | 399.20 | 0.044 | 3.02 |
| | 920 | Autres impôts | 301.20 | 0.034 | 2.28 | 58'474.65 | 6.446 | 442.99 |
| | 940 | Fonds de péréquation | 0.00 | 0.000 | 0.00 | 103'300.00 | 11.387 | 782.58 |
| | | Totaux | 895'153.19 | 100.00 | 6'781.46 | 907'158.55 | 100.00 | 6'872.41 |
| | | Excédent de produits | 12'005.36 | | | | | |
| | | | 907'158.55 | | | 907'158.55 | | |

SOUBEY

INDICATEURS FINANCIERS 2013 – 2017

| | 2013 | 2014 | 2015 | 2016 | 2017 | Moyenne |
|---------------------------------------|------------|-----------|-----------|-----------|------------|------------------|
| Autofinancement (en fr.) | -10'974.17 | 53'336.28 | 69'045.51 | 97'308.49 | 240'731.46 | 89'889.51 |
| Degré d'autofinancement (%) | -11.22 | 72.78 | -129.66 | 46.07 | 580.57 | 111.71 |
| Capacité d'autofinancement (%) | -2.07 | 10.18 | 12.05 | 17.60 | 33.36 | 14.22 |



Une capacité d'autofinancement de :

- Moins de 10% est considéré comme mauvaise
- De 10% à 20% est considéré comme moyenne à bonne
- Plus de 20% est considéré comme très bonne

LES ENFERS

138 habitants

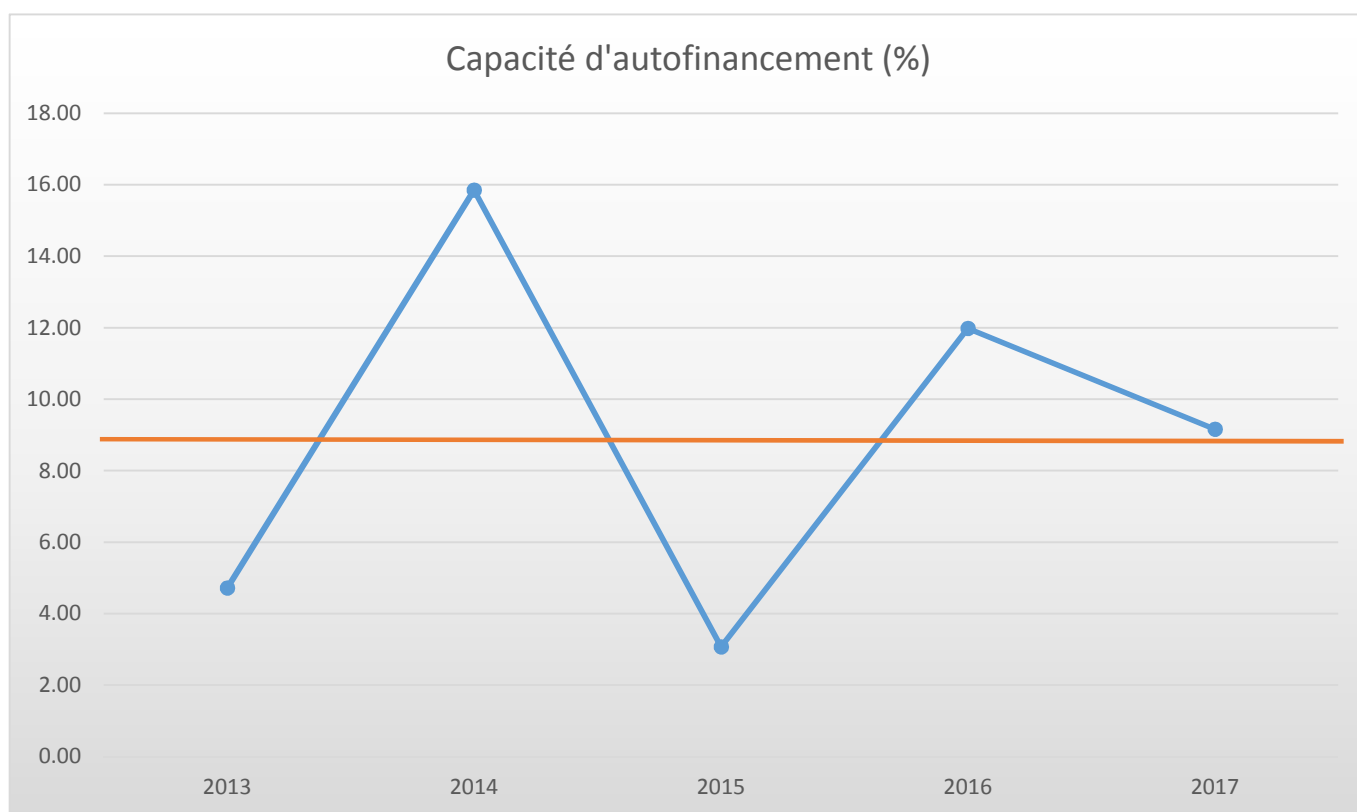
| les Enfers | | Charges | en % | Fr./hab. | Produits | en% | Fr./hab. |
|------------|--------------------------------------|-------------------|---------------|-----------------|------------------|--------------|---------------|
| 1 | Autorité | 54'792.45 | 8.160 | 397.05 | 11'302.45 | 1.681 | 81.90 |
| 100 | Communes, votations, élections | 150.00 | 0.022 | 1.09 | 0.00 | 0.000 | 0.00 |
| 110 | Conseil général/de Ville | 0.00 | 0.000 | 0.00 | 0.00 | 0.000 | 0.00 |
| 111 | Conseil communal | 10'754.15 | 1.602 | 77.93 | 0.00 | 0.000 | 0.00 |
| 112 | Commissions | 297.00 | 0.044 | 2.15 | 0.00 | 0.000 | 0.00 |
| 115 | Personnel administratif | 22'365.00 | 3.331 | 162.07 | 6'878.45 | 1.023 | 49.84 |
| 116 | Charges du personnel | 7'225.60 | 1.076 | 52.36 | 3'244.20 | 0.483 | 23.51 |
| 130 | Frais administratifs | 14'000.70 | 2.085 | 101.45 | 1'179.80 | 0.175 | 8.55 |
| 170 | Emoluments | 0.00 | 0.000 | 0.00 | 0.00 | 0.000 | 0.00 |
| 2 | Travaux publics | 38'925.00 | 5.797 | 282.07 | 15'128.25 | 2.250 | 109.63 |
| 200 | Entretien des routes | 29'497.35 | 4.393 | 213.75 | 1'270.00 | 0.189 | 9.20 |
| 201 | Ouvrages collectifs | 0.00 | 0.000 | 0.00 | 0.00 | 0.000 | 0.00 |
| 205 | Eclairage public | 5'387.85 | 0.802 | 39.04 | 7'633.00 | 1.135 | 55.31 |
| 206 | Horloge public | 0.00 | 0.000 | 0.00 | 0.00 | 0.000 | 0.00 |
| 210 | Cours d'eau | 0.00 | 0.000 | 0.00 | 0.00 | 0.000 | 0.00 |
| 230 | Cadastre | 3'500.00 | 0.521 | 25.36 | 6'225.25 | 0.926 | 45.11 |
| 240 | Aménagement du territoire | 539.80 | 0.080 | 3.91 | 0.00 | 0.000 | 0.00 |
| 3 | Affaire juridique, police | 622.90 | 0.093 | 4.51 | 373.10 | 0.055 | 2.70 |
| 310 | Police communale | 0.00 | 0.000 | 0.00 | 0.00 | 0.000 | 0.00 |
| 330 | Cantonnement | 0.00 | 0.000 | 0.00 | 0.00 | 0.000 | 0.00 |
| 340 | Protection civil | 622.90 | 0.093 | 4.51 | 373.10 | 0.055 | 2.70 |
| 4 | Hygiène publique | 1'056.00 | 0.157 | 7.65 | 0.00 | 0.000 | 0.00 |
| 400 | Police des denrées | 0.00 | 0.000 | 0.00 | 0.00 | 0.000 | 0.00 |
| 410 | Police sanitaire | 0.00 | 0.000 | 0.00 | 0.00 | 0.000 | 0.00 |
| 415 | Arrondissement de sépulture | 1'056.00 | 0.157 | 7.65 | 0.00 | 0.000 | 0.00 |
| 5 | Instruction | 226'220.10 | 33.690 | 1'639.28 | 13'664.10 | 2.032 | 99.02 |
| 510 | Service de l'école/école primaire | 10'260.80 | 1.528 | 74.35 | 4'294.10 | 0.639 | 31.12 |
| 511 | Transport scolaire | 0.00 | 0.000 | 0.00 | 0.00 | 0.000 | 0.00 |
| 512 | Places de jeu/Halles de gym | 58'787.05 | 8.755 | 425.99 | 9'370.00 | 1.394 | 67.90 |
| 520 | Ecole secondaire | 14'211.45 | 2.116 | 102.98 | 0.00 | 0.000 | 0.00 |
| 530 | Colonie de vacances | 0.00 | 0.000 | 0.00 | 0.00 | 0.000 | 0.00 |
| 540 | Ecole ménagère | 0.00 | 0.000 | 0.00 | 0.00 | 0.000 | 0.00 |
| 570 | Ecole enfantine | 540.60 | 0.081 | 3.92 | 0.00 | 0.000 | 0.00 |
| 580 | Contr. écologie, piscine, biblio ... | 2'640.00 | 0.393 | 19.13 | 0.00 | 0.000 | 0.00 |
| 590 | Contribution pour instruction | 139'780.20 | 20.817 | 1'012.90 | 0.00 | 0.000 | 0.00 |
| 6 | Action sociale | 111'358.60 | 16.584 | 806.95 | 4'070.00 | 0.605 | 29.49 |
| 600 | Secours | 15'492.50 | 2.307 | 112.26 | 0.00 | 0.000 | 0.00 |
| 610 | Service dentaire | 0.00 | 0.000 | 0.00 | 0.00 | 0.000 | 0.00 |
| 620 | Autres institutions | 2'768.50 | 0.412 | 20.06 | 2'527.00 | 0.376 | 18.31 |
| 630 | Foyers communaux | 857.90 | 0.128 | 6.22 | 0.00 | 0.000 | 0.00 |
| 640 | Crèches, UAPE | 0.00 | 0.000 | 0.00 | 0.00 | 0.000 | 0.00 |
| 650 | Répartition des charges | 47'722.70 | 7.107 | 345.82 | 0.00 | 0.000 | 0.00 |
| 659 | AVS, off. logement, chômage etc | 44'517.00 | 6.630 | 322.59 | 1'543.00 | 0.230 | 11.18 |
| 665 | Contr. institution publique | 0.00 | 0.000 | 0.00 | 0.00 | 0.000 | 0.00 |

| Les Enfers | | | Charges | en % | Fr./hab. | Produits | en% | Fr./hab. |
|------------|-----|------------------------------|-------------------|---------------|-----------------|-------------------|---------------|-----------------|
| 7 | | Economie publique | 4'678.40 | 0.697 | 33.90 | 800.00 | 0.119 | 5.80 |
| | 700 | Foires, marchés | 0.00 | 0.000 | 0.00 | 0.00 | 0.000 | 0.00 |
| | 710 | Tourisme | 1'663.00 | 0.248 | 12.05 | 0.00 | 0.000 | 0.00 |
| | 720 | Agriculture | 2'969.30 | 0.442 | 21.52 | 800.00 | 0.119 | 5.80 |
| | 740 | Développement économique | 46.10 | 0.007 | 0.33 | 0.00 | 0.000 | 0.00 |
| 8 | | Finances | 208'555.90 | 31.059 | 1'511.27 | 213'995.45 | 31.830 | 1'550.69 |
| | 810 | Intérêts courts termes | 0.70 | 0.000 | 0.01 | 0.00 | 0.000 | 0.00 |
| | 811 | Intérêts longs termes | 0.00 | 0.000 | 0.00 | 0.00 | 0.000 | 0.00 |
| | 820 | Amortissements | 1'020.20 | 0.152 | 7.39 | 0.00 | 0.000 | 0.00 |
| | 825 | Charges d'immeubles | 1'490.00 | 0.222 | 10.80 | 0.00 | 0.000 | 0.00 |
| | 826 | Pâturages | 186'361.25 | 27.754 | 1'350.44 | 209'744.55 | 31.198 | 1'519.89 |
| | 830 | Subventions et contributions | 13'190.95 | 1.964 | 95.59 | 284.80 | 0.042 | 2.06 |
| | 840 | Intérêts actifs | 0.00 | 0.000 | 0.00 | 3'936.10 | 0.585 | 28.52 |
| | 850 | Rendement des immeubles | 6'492.80 | 0.967 | 47.05 | 30.00 | 0.004 | 0.22 |
| | 855 | Provisions, réserves, fonds | 0.00 | 0.000 | 0.00 | 0.00 | 0.000 | 0.00 |
| | 860 | Subventions | 0.00 | 0.000 | 0.00 | 0.00 | 0.000 | 0.00 |
| | 870 | Gains vente fortune | 0.00 | 0.000 | 0.00 | 0.00 | 0.000 | 0.00 |
| | 875 | Divers | 0.00 | 0.000 | 0.00 | 0.00 | 0.000 | 0.00 |
| 9 | | Imposition | 25'275.85 | 3.764 | 183.16 | 412'970.25 | 61.426 | 2'992.54 |
| | 910 | Impôts ordinaires | 0.00 | 0.000 | 0.00 | 267'485.70 | 39.786 | 1'938.30 |
| | 911 | Variation d'impôts | 23'559.70 | 3.509 | 170.72 | 32'653.30 | 4.857 | 236.62 |
| | 912 | Partage d'impôts | 1'336.15 | 0.199 | 9.68 | 316.40 | 0.047 | 2.29 |
| | 915 | Elimination d'impôts | 0.00 | 0.000 | 0.00 | 0.00 | 0.000 | 0.00 |
| | 920 | Autres impôts | 380.00 | 0.057 | 2.75 | 18'842.85 | 2.803 | 136.54 |
| | 940 | Fonds de péréquation | 0.00 | 0.000 | 0.00 | 93'672.00 | 13.933 | 678.78 |
| | | Totaux | 671'485.20 | 100.00 | 4'865.83 | 672'303.60 | 100.00 | 4'871.77 |
| | | Excédent de produits | 818.40 | | | | | |
| | | | 672'303.60 | | | 672'303.60 | | |

LES ENFERS

INDICATEURS FINANCIERS 2013 – 2017

| | 2013 | 2014 | 2015 | 2016 | 2017 | Moyenne |
|---------------------------------------|-----------|------------|-----------|-----------|-----------|------------------|
| Autofinancement (en fr.) | 27'986.03 | 103'575.07 | 19'576.63 | 79'134.51 | 60'996.80 | 58'253.81 |
| Degré d'autofinancement (%) | 0.00 | 290.41 | 0.00 | 2'637.82 | 0.00 | 585.65 |
| Capacité d'autofinancement (%) | 4.72 | 15.85 | 3.07 | 11.98 | 9.16 | 8.96 |



Une capacité d'autofinancement de :

- Moins de 10% est considéré comme mauvaise
- De 10% à 20% est considéré comme moyenne à bonne
- Plus de 20% est considéré comme très bonne

ROCOURT
156 habitants

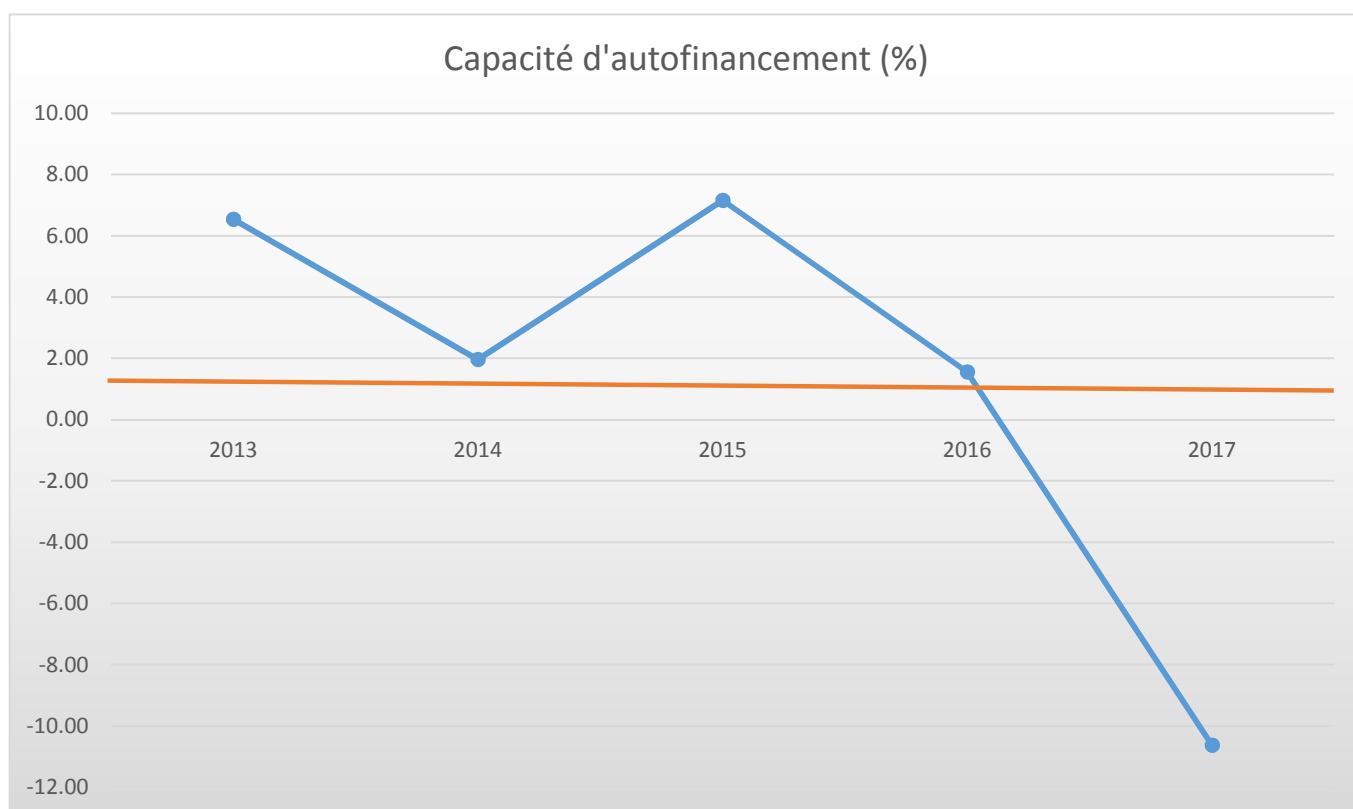
| Rocourt | | Charges | en % | Fr./hab. | Produits | en% | Fr./hab. |
|----------|-------------------------------------|-------------------|---------------|-----------------|------------------|--------------|---------------|
| 1 | Autorité | 100'561.55 | 17.302 | 644.63 | 14'898.25 | 2.907 | 95.50 |
| 100 | Communes, votations, élections | 793.25 | 0.136 | 5.08 | 0.00 | 0.000 | 0.00 |
| 110 | Conseil général/de Ville | 0.00 | 0.000 | 0.00 | 0.00 | 0.000 | 0.00 |
| 111 | Conseil communal | 9'415.60 | 1.620 | 60.36 | 0.00 | 0.000 | 0.00 |
| 112 | Commissions | 2'239.10 | 0.385 | 14.35 | 0.00 | 0.000 | 0.00 |
| 115 | Personnel administratif | 41'782.45 | 7.189 | 267.84 | 0.00 | 0.000 | 0.00 |
| 116 | Charges du personnel | 16'279.30 | 2.801 | 104.35 | 6'221.15 | 1.214 | 39.88 |
| 130 | Frais administratifs | 30'051.85 | 5.170 | 192.64 | 8'657.10 | 1.689 | 55.49 |
| 170 | Emoluments | 0.00 | 0.000 | 0.00 | 20.00 | 0.004 | 0.13 |
| 2 | Travaux publics | 31'166.50 | 5.362 | 199.79 | 250.00 | 0.049 | 1.60 |
| 200 | Entretien des routes | 21'924.05 | 3.772 | 140.54 | 250.00 | 0.049 | 1.60 |
| 201 | Ouvrages collectifs | 0.00 | 0.000 | 0.00 | 0.00 | 0.000 | 0.00 |
| 205 | Eclairage public | 5'264.25 | 0.906 | 33.75 | 0.00 | 0.000 | 0.00 |
| 206 | Horloge public | 0.00 | 0.000 | 0.00 | 0.00 | 0.000 | 0.00 |
| 210 | Cours d'eau | 0.00 | 0.000 | 0.00 | 0.00 | 0.000 | 0.00 |
| 230 | Cadastre | 3'478.20 | 0.598 | 22.30 | 0.00 | 0.000 | 0.00 |
| 240 | Aménagement du territoire | 500.00 | 0.086 | 3.21 | 0.00 | 0.000 | 0.00 |
| 3 | Affaire juridique, police | 16'902.70 | 2.908 | 108.35 | 0.00 | 0.000 | 0.00 |
| 310 | Police communale | 0.00 | 0.000 | 0.00 | 0.00 | 0.000 | 0.00 |
| 330 | Cantonnement | 0.00 | 0.000 | 0.00 | 0.00 | 0.000 | 0.00 |
| 340 | Protection civil | 16'902.70 | 2.908 | 108.35 | 0.00 | 0.000 | 0.00 |
| 4 | Hygiène publique | 0.00 | 0.000 | 0.00 | 0.00 | 0.000 | 0.00 |
| 400 | Police des denrées | 0.00 | 0.000 | 0.00 | 0.00 | 0.000 | 0.00 |
| 410 | Police sanitaire | 0.00 | 0.000 | 0.00 | 0.00 | 0.000 | 0.00 |
| 415 | Arrondissement de sépulture | 0.00 | 0.000 | 0.00 | 0.00 | 0.000 | 0.00 |
| 5 | Instruction | 228'534.45 | 39.319 | 1'464.96 | 17'817.05 | 3.476 | 114.21 |
| 510 | Service de l'école/école primaire | 12'983.60 | 2.234 | 83.23 | 7'748.00 | 1.512 | 49.67 |
| 511 | Transport scolaire | 0.00 | 0.000 | 0.00 | 0.00 | 0.000 | 0.00 |
| 512 | Places de jeu/Halles de gym | 29'347.05 | 5.049 | 188.12 | 9'822.05 | 1.916 | 62.96 |
| 520 | Ecole secondaire | 13'296.10 | 2.288 | 85.23 | 0.00 | 0.000 | 0.00 |
| 530 | Colonie de vacances | 0.00 | 0.000 | 0.00 | 0.00 | 0.000 | 0.00 |
| 540 | Ecole ménagère | 0.00 | 0.000 | 0.00 | 0.00 | 0.000 | 0.00 |
| 570 | Ecole enfantine | 0.00 | 0.000 | 0.00 | 0.00 | 0.000 | 0.00 |
| 580 | Contr. écolage, piscine, biblio ... | 18'362.00 | 3.159 | 117.71 | 247.00 | 0.048 | 1.58 |
| 590 | Contribution pour instruction | 154'545.70 | 26.589 | 990.68 | 0.00 | 0.000 | 0.00 |
| 6 | Action sociale | 107'806.10 | 18.548 | 691.06 | 2'114.00 | 0.412 | 13.55 |
| 600 | Secours | 6'749.00 | 1.161 | 43.26 | 0.00 | 0.000 | 0.00 |
| 610 | Service dentaire | 0.00 | 0.000 | 0.00 | 0.00 | 0.000 | 0.00 |
| 620 | Autres institutions | 78.50 | 0.014 | 0.50 | 0.00 | 0.000 | 0.00 |
| 630 | Foyers communaux | 3'699.00 | 0.636 | 23.71 | 500.00 | 0.098 | 3.21 |
| 640 | Crèches, UAPE | 0.00 | 0.000 | 0.00 | 0.00 | 0.000 | 0.00 |
| 650 | Répartition des charges | 45'732.70 | 7.868 | 293.16 | 0.00 | 0.000 | 0.00 |
| 659 | AVS, off. logement, chômage etc | 50'553.90 | 8.698 | 324.06 | 1'614.00 | 0.315 | 10.35 |
| 665 | Contr. institution publique | 993.00 | 0.171 | 6.37 | 0.00 | 0.000 | 0.00 |

| Rocourt | | | Charges | en % | Fr./hab. | Produits | en% | Fr./hab. |
|----------|-----|------------------------------|-------------------|---------------|-----------------|-------------------|---------------|-----------------|
| 7 | | Economie publique | 6'363.55 | 1.095 | 40.79 | 0.00 | 0.000 | 0.00 |
| | 700 | Foires, marchés | 0.00 | 0.000 | 0.00 | 0.00 | 0.000 | 0.00 |
| | 710 | Tourisme | 4'233.00 | 0.728 | 27.13 | 0.00 | 0.000 | 0.00 |
| | 720 | Agriculture | 2'130.55 | 0.367 | 13.66 | 0.00 | 0.000 | 0.00 |
| | 740 | Développement économique | 0.00 | 0.000 | 0.00 | 0.00 | 0.000 | 0.00 |
| 8 | | Finances | 48'692.40 | 8.377 | 312.13 | 36'558.30 | 7.133 | 234.35 |
| | 810 | Intérêts courts termes | 14'035.50 | 2.415 | 89.97 | 0.00 | 0.000 | 0.00 |
| | 811 | Intérêts longs termes | 11'430.50 | 1.967 | 73.27 | 0.00 | 0.000 | 0.00 |
| | 820 | Amortissements | 20'155.20 | 3.468 | 129.20 | 2'707.75 | 0.528 | 17.36 |
| | 825 | Charges d'immeubles | 0.00 | 0.000 | 0.00 | 0.00 | 0.000 | 0.00 |
| | 826 | Pâturages | 0.00 | 0.000 | 0.00 | 0.00 | 0.000 | 0.00 |
| | 830 | Subventions et contributions | 0.00 | 0.000 | 0.00 | 0.00 | 0.000 | 0.00 |
| | 840 | Intérêts actifs | 12.00 | 0.002 | 0.08 | 2'535.15 | 0.495 | 16.25 |
| | 850 | Rendement des immeubles | 3'059.20 | 0.526 | 19.61 | 31'315.40 | 6.110 | 200.74 |
| | 855 | Provisions, réserves, fonds | 0.00 | 0.000 | 0.00 | 0.00 | 0.000 | 0.00 |
| | 860 | Subventions | 0.00 | 0.000 | 0.00 | 0.00 | 0.000 | 0.00 |
| | 870 | Gains vente fortune | 0.00 | 0.000 | 0.00 | 0.00 | 0.000 | 0.00 |
| | 875 | Divers | 0.00 | 0.000 | 0.00 | 0.00 | 0.000 | 0.00 |
| 9 | | Imposition | 41'202.65 | 7.089 | 264.12 | 440'885.60 | 86.023 | 2'826.19 |
| | 910 | Impôts ordinaires | 0.00 | 0.000 | 0.00 | 316'509.85 | 61.755 | 2'028.91 |
| | 911 | Variation d'impôts | 40'443.25 | 6.958 | 259.25 | 13'421.30 | 2.619 | 86.03 |
| | 912 | Partage d'impôts | 398.70 | 0.069 | 2.56 | 11'961.60 | 2.334 | 76.68 |
| | 915 | Elimination d'impôts | 0.00 | 0.000 | 0.00 | 0.00 | 0.000 | 0.00 |
| | 920 | Autres impôts | 360.70 | 0.062 | 2.31 | 12'016.85 | 2.345 | 77.03 |
| | 940 | Fonds de péréquation | 0.00 | 0.000 | 0.00 | 86'976.00 | 16.970 | 557.54 |
| | | Totaux | 581'229.90 | 100.00 | 3'725.83 | 512'523.20 | 100.00 | 3'285.41 |
| | | Excédent de charges | | | | 68'706.70 | | |
| | | | 581'229.90 | | | 581'229.90 | | |

ROCOURT

INDICATEURS FINANCIERS 2013 – 2017

| | 2013 | 2014 | 2015 | 2016 | 2017 | Moyenne |
|---------------------------------------|-----------|-----------|-----------|----------|------------|-----------------|
| Autofinancement (en fr.) | 36'053.00 | 11'274.00 | 41'104.00 | 8'211.55 | -52'478.00 | 8'832.91 |
| Degré d'autofinancement (%) | 253.45 | 38.66 | 161.03 | 6.46 | -28.08 | 86.30 |
| Capacité d'autofinancement (%) | 6.54 | 1.96 | 7.15 | 1.55 | -10.63 | 1.31 |



Une capacité d'autofinancement de :

- Moins de 10% est considéré comme mauvaise
- De 10% à 20% est considéré comme moyenne à bonne
- Plus de 20% est considéré comme très bonne

DAMPHREUX

184 habitants

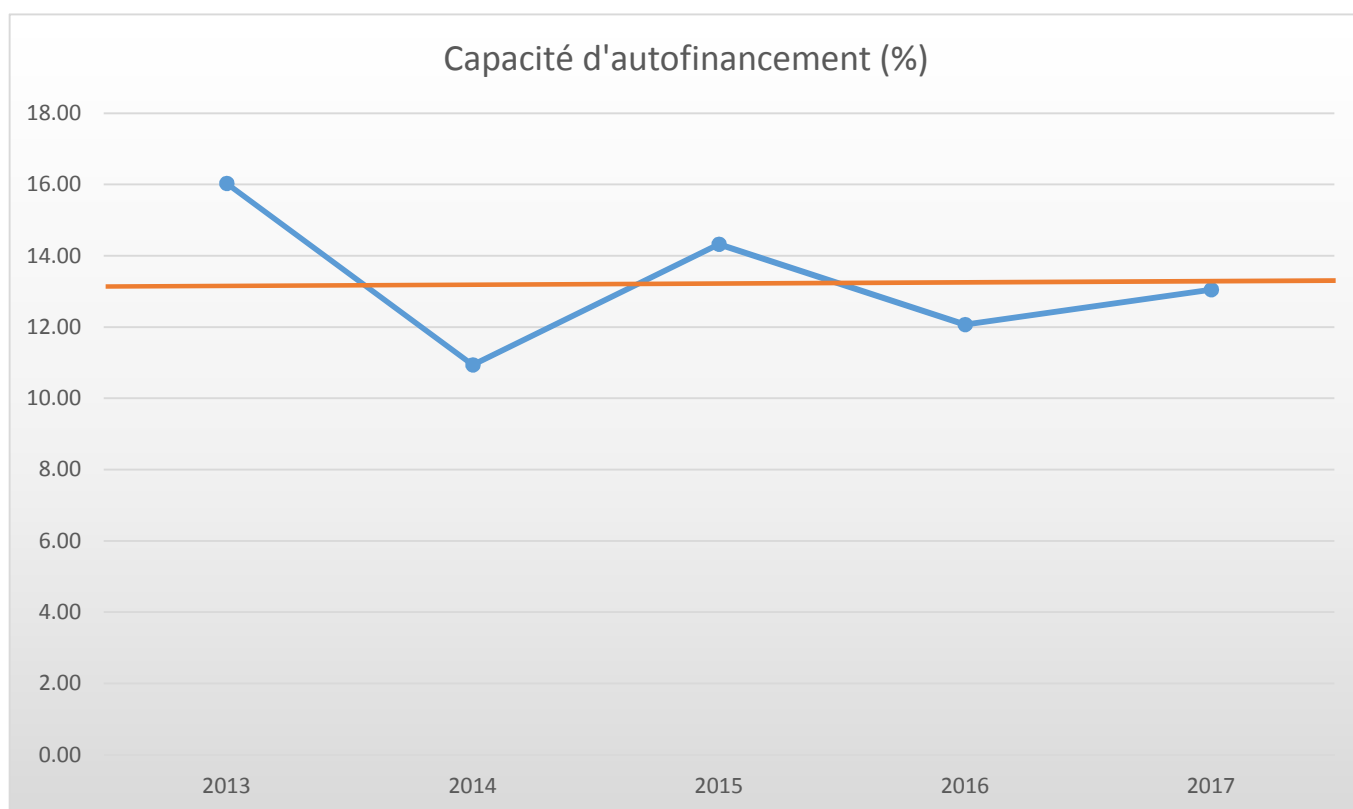
| Damphreux | | Charges | en % | Fr./hab. | Produits | en% | Fr./hab. |
|-----------|--------------------------------------|-------------------|---------------|-----------------|------------------|--------------|---------------|
| 1 | Autorité | 118'823.95 | 16.917 | 645.78 | 17'693.50 | 2.486 | 96.16 |
| 100 | Communes, votations, élections | 0.00 | 0.000 | 0.00 | 0.00 | 0.000 | 0.00 |
| 110 | Conseil général/de Ville | 0.00 | 0.000 | 0.00 | 0.00 | 0.000 | 0.00 |
| 111 | Conseil communal | 18'935.65 | 2.696 | 102.91 | 0.00 | 0.000 | 0.00 |
| 112 | Commissions | 361.60 | 0.051 | 1.97 | 0.00 | 0.000 | 0.00 |
| 115 | Personnel administratif | 52'954.85 | 7.539 | 287.80 | 0.00 | 0.000 | 0.00 |
| 116 | Charges du personnel | 26'227.70 | 3.734 | 142.54 | 13'223.00 | 1.858 | 71.86 |
| 130 | Frais administratifs | 20'344.15 | 2.896 | 110.57 | 4'470.50 | 0.628 | 24.30 |
| 170 | Emoluments | 0.00 | 0.000 | 0.00 | 0.00 | 0.000 | 0.00 |
| 2 | Travaux publics | 31'087.30 | 4.426 | 168.95 | 27'264.35 | 3.830 | 148.18 |
| 200 | Entretien des routes | 5'015.00 | 0.714 | 27.26 | 6'239.70 | 0.877 | 33.91 |
| 201 | Ouvrages collectifs | 0.00 | 0.000 | 0.00 | 0.00 | 0.000 | 0.00 |
| 205 | Eclairage public | 6'433.40 | 0.916 | 34.96 | 10'740.00 | 1.509 | 58.37 |
| 206 | Horloge public | 0.00 | 0.000 | 0.00 | 2'500.00 | 0.351 | 13.59 |
| 210 | Cours d'eau | 0.00 | 0.000 | 0.00 | 0.00 | 0.000 | 0.00 |
| 230 | Cadastre | 19'638.90 | 2.796 | 106.73 | 7'784.65 | 1.094 | 42.31 |
| 240 | Aménagement du territoire | 0.00 | 0.000 | 0.00 | 0.00 | 0.000 | 0.00 |
| 3 | Affaire juridique, police | 4'566.20 | 0.650 | 24.82 | 3'258.95 | 0.458 | 17.71 |
| 310 | Police communale | 0.00 | 0.000 | 0.00 | 0.00 | 0.000 | 0.00 |
| 330 | Cantonnement | 90.00 | 0.013 | 0.49 | 0.00 | 0.000 | 0.00 |
| 340 | Protection civil | 4'476.20 | 0.637 | 24.33 | 3'258.95 | 0.458 | 17.71 |
| 4 | Hygiène publique | 0.00 | 0.000 | 0.00 | 0.00 | 0.000 | 0.00 |
| 400 | Police des denrées | 0.00 | 0.000 | 0.00 | 0.00 | 0.000 | 0.00 |
| 410 | Police sanitaire | 0.00 | 0.000 | 0.00 | 0.00 | 0.000 | 0.00 |
| 415 | Arrondissement de sépulture | 0.00 | 0.000 | 0.00 | 0.00 | 0.000 | 0.00 |
| 5 | Instruction | 226'972.60 | 32.314 | 1'233.55 | 1'332.00 | 0.187 | 7.24 |
| 510 | Service de l'école/école primaire | 0.00 | 0.000 | 0.00 | 382.00 | 0.054 | 2.08 |
| 511 | Transport scolaire | 0.00 | 0.000 | 0.00 | 0.00 | 0.000 | 0.00 |
| 512 | Places de jeu/Halles de gym | 12'663.25 | 1.803 | 68.82 | 950.00 | 0.133 | 5.16 |
| 520 | Ecole secondaire | 18'944.90 | 2.697 | 102.96 | 0.00 | 0.000 | 0.00 |
| 530 | Colonie de vacances | 0.00 | 0.000 | 0.00 | 0.00 | 0.000 | 0.00 |
| 540 | Ecole ménagère | 0.00 | 0.000 | 0.00 | 0.00 | 0.000 | 0.00 |
| 570 | Ecole enfantine | 0.00 | 0.000 | 0.00 | 0.00 | 0.000 | 0.00 |
| 580 | Contr. écologie, piscine, biblio ... | 20'147.00 | 2.868 | 109.49 | 0.00 | 0.000 | 0.00 |
| 590 | Contribution pour instruction | 175'217.45 | 24.946 | 952.27 | 0.00 | 0.000 | 0.00 |
| 6 | Action sociale | 163'614.05 | 23.294 | 889.21 | 1'886.60 | 0.265 | 10.25 |
| 600 | Secours | 61'559.85 | 8.764 | 334.56 | 0.00 | 0.000 | 0.00 |
| 610 | Service dentaire | 83.00 | 0.012 | 0.45 | 0.00 | 0.000 | 0.00 |
| 620 | Autres institutions | 524.00 | 0.075 | 2.85 | 0.00 | 0.000 | 0.00 |
| 630 | Foyers communaux | 1'275.60 | 0.182 | 6.93 | 0.00 | 0.000 | 0.00 |
| 640 | Crèches, UAPE | 0.00 | 0.000 | 0.00 | 0.00 | 0.000 | 0.00 |
| 650 | Répartition des charges | 43'547.80 | 6.200 | 236.67 | 0.00 | 0.000 | 0.00 |
| 659 | AVS, off. logement, chômage etc | 56'623.80 | 8.062 | 307.74 | 1'686.60 | 0.237 | 9.17 |
| 665 | Contr. institution publique | 0.00 | 0.000 | 0.00 | 200.00 | 0.028 | 1.09 |

| Dampheux | | | Charges | en % | Fr./hab. | Produits | en% | Fr./hab. |
|----------|-----|------------------------------|-------------------|---------------|-----------------|-------------------|---------------|-----------------|
| 7 | | Economie publique | 7'367.35 | 1.049 | 40.04 | 0.00 | 0.000 | 0.00 |
| | 700 | Foires, marchés | 0.00 | 0.000 | 0.00 | 0.00 | 0.000 | 0.00 |
| | 710 | Tourisme | 3'978.00 | 0.566 | 21.62 | 0.00 | 0.000 | 0.00 |
| | 720 | Agriculture | 3'389.35 | 0.483 | 18.42 | 0.00 | 0.000 | 0.00 |
| | 740 | Développement économique | 0.00 | 0.000 | 0.00 | 0.00 | 0.000 | 0.00 |
| 8 | | Finances | 97'132.10 | 13.829 | 527.89 | 90'618.10 | 12.730 | 492.49 |
| | 810 | Intérêts courts termes | 0.00 | 0.000 | 0.00 | 0.00 | 0.000 | 0.00 |
| | 811 | Intérêts longs termes | 13'264.40 | 1.888 | 72.09 | 0.00 | 0.000 | 0.00 |
| | 820 | Amortissements | 80'371.35 | 11.442 | 436.80 | 0.00 | 0.000 | 0.00 |
| | 825 | Charges d'immeubles | 0.00 | 0.000 | 0.00 | 0.00 | 0.000 | 0.00 |
| | 826 | Pâturages | 0.00 | 0.000 | 0.00 | 0.00 | 0.000 | 0.00 |
| | 830 | Subventions et contributions | 3'064.00 | 0.436 | 16.65 | 0.00 | 0.000 | 0.00 |
| | 840 | Intérêts actifs | 432.35 | 0.062 | 2.35 | 4'779.85 | 0.671 | 25.98 |
| | 850 | Rendement des immeubles | 0.00 | 0.000 | 0.00 | 40'288.25 | 5.660 | 218.96 |
| | 855 | Provisions, réserves, fonds | 0.00 | 0.000 | 0.00 | 0.00 | 0.000 | 0.00 |
| | 860 | Subventions | 0.00 | 0.000 | 0.00 | 0.00 | 0.000 | 0.00 |
| | 870 | Gains vente fortune | 0.00 | 0.000 | 0.00 | 45'550.00 | 6.399 | 247.55 |
| | 875 | Divers | 0.00 | 0.000 | 0.00 | 0.00 | 0.000 | 0.00 |
| 9 | | Imposition | 52'829.80 | 7.521 | 287.12 | 569'773.10 | 80.044 | 3'096.59 |
| | 910 | Impôts ordinaires | 0.00 | 0.000 | 0.00 | 384'060.95 | 53.954 | 2'087.29 |
| | 911 | Variation d'impôts | 36'545.55 | 5.203 | 198.62 | 66'755.25 | 9.378 | 362.80 |
| | 912 | Partage d'impôts | 8'590.75 | 1.223 | 46.69 | 906.95 | 0.127 | 4.93 |
| | 915 | Elimination d'impôts | 7'502.60 | 1.068 | 40.78 | 0.00 | 0.000 | 0.00 |
| | 920 | Autres impôts | 190.90 | 0.027 | 1.04 | 50'755.95 | 7.130 | 275.85 |
| | 940 | Fonds de péréquation | 0.00 | 0.000 | 0.00 | 67'294.00 | 9.454 | 365.73 |
| | | Totaux | 702'393.35 | 100.00 | 3'817.36 | 711'826.60 | 100.00 | 3'868.62 |
| | | Excédent de produits | 9'433.25 | | | | | |
| | | | 711'826.60 | | | 711'826.60 | | |

DAMPHREUX

INDICATEURS FINANCIERS 2013 – 2017

| | 2013 | 2014 | 2015 | 2016 | 2017 | Moyenne |
|---------------------------------------|-----------|-----------|-----------|------------|-----------|------------------|
| Autofinancement (en fr.) | 95'954.05 | 66'848.18 | 97'430.29 | 101'145.35 | 92'835.30 | 90'842.63 |
| Degré d'autofinancement (%) | 828.83 | 34.09 | 31.44 | 34.90 | -67.16 | 172.42 |
| Capacité d'autofinancement (%) | 16.03 | 10.94 | 14.32 | 12.07 | 13.05 | 13.28 |



Une capacité d'autofinancement de :

- Moins de 10% est considéré comme mauvaise
- De 10% à 20% est considéré comme moyenne à bonne
- Plus de 20% est considéré comme très bonne

LUGNEZ

190 habitants

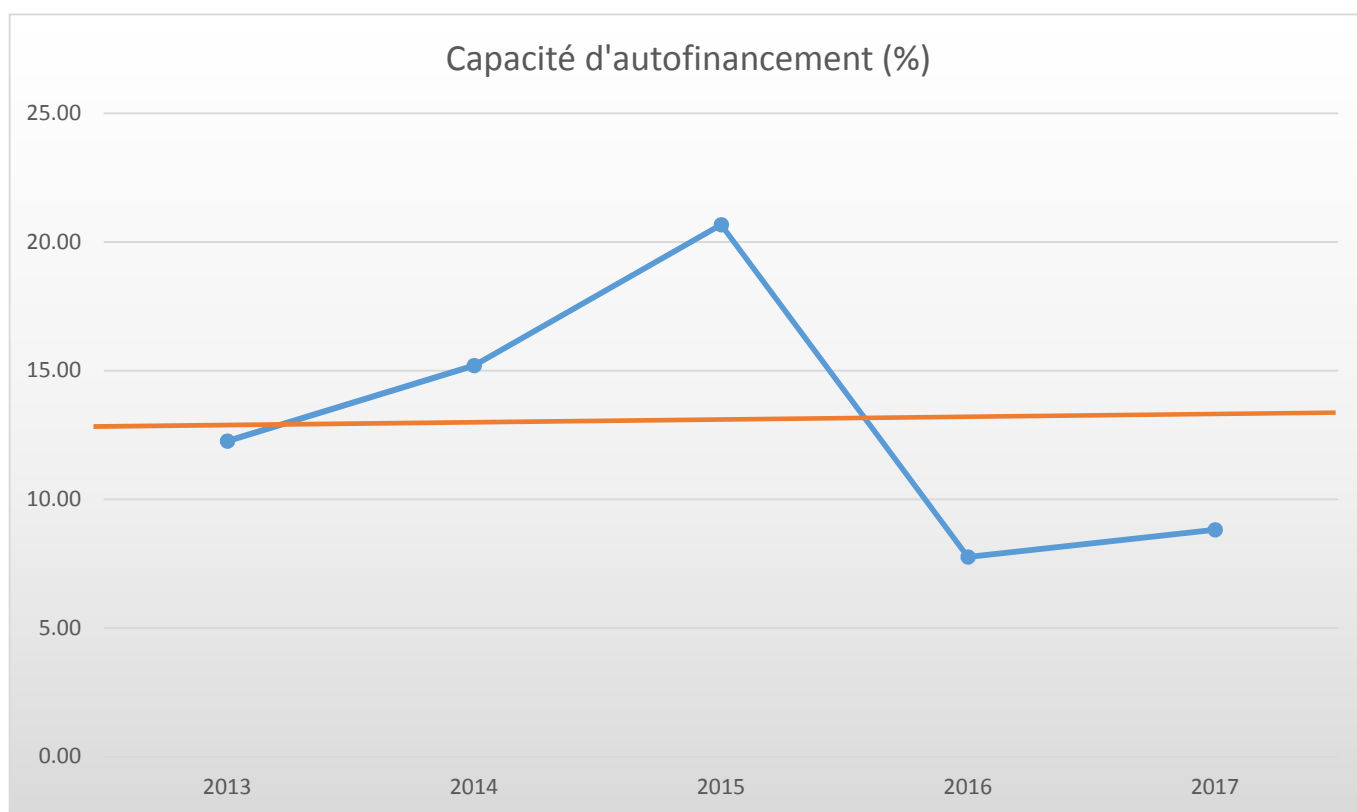
| Lugnez | | | Charges | en % | Fr./hab. | Produits | en% | Fr./hab. |
|----------|-----|-------------------------------------|-------------------|---------------|-----------------|------------------|--------------|---------------|
| 1 | | Autorité | 107'158.96 | 18.315 | 563.99 | 7'805.15 | 1.298 | 41.08 |
| | 100 | Communes, votations, élections | 1'087.30 | 0.186 | 5.72 | 0.00 | 0.000 | 0.00 |
| | 110 | Conseil général/de Ville | 0.00 | 0.000 | 0.00 | 0.00 | 0.000 | 0.00 |
| | 111 | Conseil communal | 18'762.35 | 3.207 | 98.75 | 0.00 | 0.000 | 0.00 |
| | 112 | Commissions | 0.00 | 0.000 | 0.00 | 0.00 | 0.000 | 0.00 |
| | 115 | Personnel administratif | 45'482.01 | 7.774 | 239.38 | 0.00 | 0.000 | 0.00 |
| | 116 | Charges du personnel | 20'698.75 | 3.538 | 108.94 | 7'137.15 | 1.187 | 37.56 |
| | 130 | Frais administratifs | 20'727.55 | 3.543 | 109.09 | 230.00 | 0.038 | 1.21 |
| | 170 | Emoluments | 401.00 | 0.069 | 2.11 | 438.00 | 0.073 | 2.31 |
| 2 | | Travaux publics | 36'580.65 | 6.252 | 192.53 | 34'412.40 | 5.722 | 181.12 |
| | 200 | Entretien des routes | 15'474.35 | 2.645 | 81.44 | 10'548.70 | 1.754 | 55.52 |
| | 201 | Ouvrages collectifs | 0.00 | 0.000 | 0.00 | 0.00 | 0.000 | 0.00 |
| | 205 | Eclairage public | 8'805.30 | 1.505 | 46.34 | 12'037.00 | 2.001 | 63.35 |
| | 206 | Horloge public | 0.00 | 0.000 | 0.00 | 2'500.00 | 0.416 | 13.16 |
| | 210 | Cours d'eau | 0.00 | 0.000 | 0.00 | 0.00 | 0.000 | 0.00 |
| | 230 | Cadastre | 12'301.00 | 2.102 | 64.74 | 9'326.70 | 1.551 | 49.09 |
| | 240 | Aménagement du territoire | 0.00 | 0.000 | 0.00 | 0.00 | 0.000 | 0.00 |
| 3 | | Affaire juridique, police | 3'097.30 | 0.529 | 16.30 | 440.90 | 0.073 | 2.32 |
| | 310 | Police communale | 0.00 | 0.000 | 0.00 | 0.00 | 0.000 | 0.00 |
| | 330 | Cantonement | 0.00 | 0.000 | 0.00 | 0.00 | 0.000 | 0.00 |
| | 340 | Protection civil | 3'097.30 | 0.529 | 16.30 | 440.90 | 0.073 | 2.32 |
| 4 | | Hygiène publique | 0.00 | 0.000 | 0.00 | 0.00 | 0.000 | 0.00 |
| | 400 | Police des denrées | 0.00 | 0.000 | 0.00 | 0.00 | 0.000 | 0.00 |
| | 410 | Police sanitaire | 0.00 | 0.000 | 0.00 | 0.00 | 0.000 | 0.00 |
| | 415 | Arrondissement de sépulture | 0.00 | 0.000 | 0.00 | 0.00 | 0.000 | 0.00 |
| 5 | | Instruction | 205'864.40 | 35.185 | 1'083.50 | 157.00 | 0.026 | 0.83 |
| | 510 | Service de l'école/école primaire | 9'202.50 | 1.573 | 48.43 | 157.00 | 0.026 | 0.83 |
| | 511 | Transport scolaire | 0.00 | 0.000 | 0.00 | 0.00 | 0.000 | 0.00 |
| | 512 | Places de jeu/Halles de gym | 0.00 | 0.000 | 0.00 | 0.00 | 0.000 | 0.00 |
| | 520 | Ecole secondaire | 10'400.00 | 1.778 | 54.74 | 0.00 | 0.000 | 0.00 |
| | 530 | Colonie de vacances | 0.00 | 0.000 | 0.00 | 0.00 | 0.000 | 0.00 |
| | 540 | Ecole ménagère | 0.00 | 0.000 | 0.00 | 0.00 | 0.000 | 0.00 |
| | 570 | Ecole enfantine | 0.00 | 0.000 | 0.00 | 0.00 | 0.000 | 0.00 |
| | 580 | Contr. écolage, piscine, biblio ... | 7'641.90 | 1.306 | 40.22 | 0.00 | 0.000 | 0.00 |
| | 590 | Contribution pour instruction | 178'620.00 | 30.529 | 940.11 | 0.00 | 0.000 | 0.00 |
| 6 | | Action sociale | 133'536.05 | 22.823 | 702.82 | 2'776.35 | 0.462 | 14.61 |
| | 600 | Secours | 22'636.00 | 3.869 | 119.14 | 1'155.00 | 0.192 | 6.08 |
| | 610 | Service dentaire | 0.00 | 0.000 | 0.00 | 0.00 | 0.000 | 0.00 |
| | 620 | Autres institutions | 3'931.45 | 0.672 | 20.69 | 93.35 | 0.016 | 0.49 |
| | 630 | Foyers communaux | 0.00 | 0.000 | 0.00 | 0.00 | 0.000 | 0.00 |
| | 640 | Crèches, UAPE | 0.00 | 0.000 | 0.00 | 0.00 | 0.000 | 0.00 |
| | 650 | Répartition des charges | 50'743.10 | 8.673 | 267.07 | 0.00 | 0.000 | 0.00 |
| | 659 | AVS, off. logement, chômage etc | 56'225.50 | 9.610 | 295.92 | 1'528.00 | 0.254 | 8.04 |
| | 665 | Contr. institution publique | 0.00 | 0.000 | 0.00 | 0.00 | 0.000 | 0.00 |

| Lugnez | | | Charges | en % | Fr./hab. | Produits | en% | Fr./hab. |
|----------|-----|------------------------------|-------------------|---------------|-----------------|-------------------|---------------|-----------------|
| 7 | | Economie publique | 8'554.40 | 1.462 | 45.02 | 0.00 | 0.000 | 0.00 |
| | 700 | Foires, marchés | 0.00 | 0.000 | 0.00 | 0.00 | 0.000 | 0.00 |
| | 710 | Tourisme | 2'572.00 | 0.440 | 13.54 | 0.00 | 0.000 | 0.00 |
| | 720 | Agriculture | 5'982.40 | 1.022 | 31.49 | 0.00 | 0.000 | 0.00 |
| | 740 | Développement économique | 0.00 | 0.000 | 0.00 | 0.00 | 0.000 | 0.00 |
| 8 | | Finances | 55'579.30 | 9.499 | 292.52 | 30'159.73 | 5.015 | 158.74 |
| | 810 | Intérêts courts termes | 301.80 | 0.052 | 1.59 | 20.00 | 0.003 | 0.11 |
| | 811 | Intérêts longs termes | 6'847.30 | 1.170 | 36.04 | 0.00 | 0.000 | 0.00 |
| | 820 | Amortissements | 37'584.00 | 6.424 | 197.81 | 0.00 | 0.000 | 0.00 |
| | 825 | Charges d'immeubles | 8'101.15 | 1.385 | 42.64 | 226.20 | 0.038 | 1.19 |
| | 826 | Pâturages | 0.00 | 0.000 | 0.00 | 0.00 | 0.000 | 0.00 |
| | 830 | Subventions et contributions | 0.00 | 0.000 | 0.00 | 0.00 | 0.000 | 0.00 |
| | 840 | Intérêts actifs | -1.00 | 0.000 | -0.01 | 6'557.63 | 1.090 | 34.51 |
| | 850 | Rendement des immeubles | 2'746.05 | 0.469 | 14.45 | 22'306.50 | 3.709 | 117.40 |
| | 855 | Provisions, réserves, fonds | 0.00 | 0.000 | 0.00 | 1'049.40 | 0.174 | 5.52 |
| | 860 | Subventions | 0.00 | 0.000 | 0.00 | 0.00 | 0.000 | 0.00 |
| | 870 | Gains vente fortune | 0.00 | 0.000 | 0.00 | 0.00 | 0.000 | 0.00 |
| | 875 | Divers | 0.00 | 0.000 | 0.00 | 0.00 | 0.000 | 0.00 |
| 9 | | Imposition | 34'718.90 | 5.934 | 182.73 | 525'669.00 | 87.405 | 2'766.68 |
| | 910 | Impôts ordinaires | 9'326.70 | 1.594 | 49.09 | 404'420.70 | 67.244 | 2'128.53 |
| | 911 | Variation d'impôts | 24'349.40 | 4.162 | 128.15 | 19'355.40 | 3.218 | 101.87 |
| | 912 | Partage d'impôts | 1'042.80 | 0.178 | 5.49 | 29'072.85 | 4.834 | 153.02 |
| | 915 | Elimination d'impôts | 0.00 | 0.000 | 0.00 | 0.00 | 0.000 | 0.00 |
| | 920 | Autres impôts | 0.00 | 0.000 | 0.00 | 17'468.05 | 2.904 | 91.94 |
| | 940 | Fonds de péréquation | 0.00 | 0.000 | 0.00 | 55'352.00 | 9.204 | 291.33 |
| | | Totaux | 585'089.96 | 100.00 | 3'079.42 | 601'420.53 | 100.00 | 3'165.37 |
| | | Excédent de produits | 16'330.57 | | | | | |
| | | | 601'420.53 | | | 601'420.53 | | |

LUGNEZ

INDICATEURS FINANCIERS 2013 – 2017

| | 2013 | 2014 | 2015 | 2016 | 2017 | Moyenne |
|---------------------------------------|-----------|-----------|------------|-----------|-----------|------------------|
| Autofinancement (en fr.) | 80'415.19 | 96'335.91 | 145'092.05 | 47'724.88 | 52'865.00 | 84'486.61 |
| Degré d'autofinancement (%) | 0.00 | 0.00 | 0.00 | 0.00 | 0.00 | 0.00 |
| Capacité d'autofinancement (%) | 12.26 | 15.20 | 20.67 | 7.76 | 8.81 | 12.94 |



Une capacité d'autofinancement de :

- Moins de 10% est considéré comme mauvaise
- De 10% à 20% est considéré comme moyenne à bonne
- Plus de 20% est considéré comme très bonne

SAINT-BRAIS

226 habitants

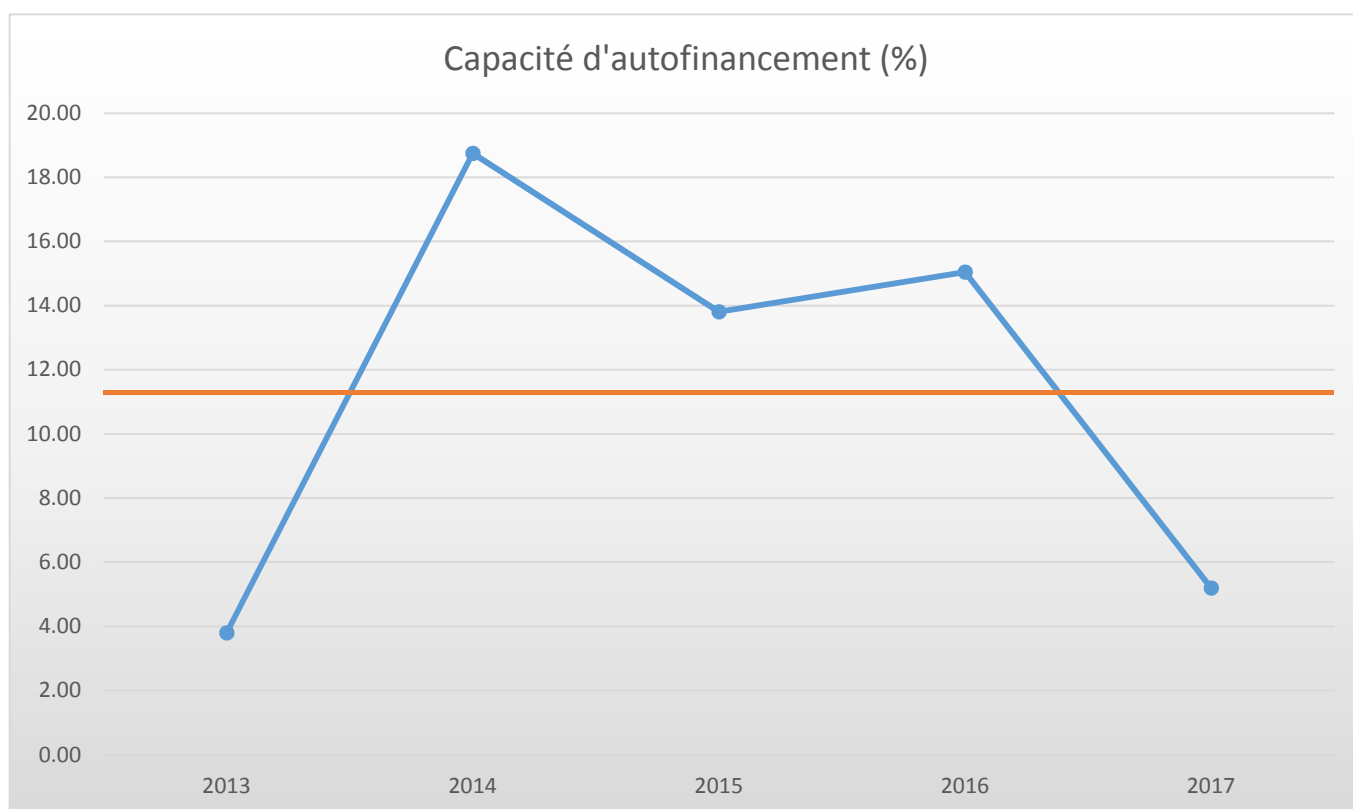
| Saint-Brais | | | Charges | en % | Fr./hab. | Produits | en% | Fr./hab. |
|-------------|-----|--------------------------------------|-------------------|---------------|-----------------|-------------------|---------------|-----------------|
| 1 | | Autorité | 715'895.55 | 53.060 | 3'167.68 | 655'992.05 | 46.936 | 2'902.62 |
| | 100 | Communes, votations, élections | 1'440.45 | 0.107 | 6.37 | 0.00 | 0.000 | 0.00 |
| | 110 | Conseil général/de Ville | 0.00 | 0.000 | 0.00 | 0.00 | 0.000 | 0.00 |
| | 111 | Conseil communal | 14'556.90 | 1.079 | 64.41 | 4'400.00 | 0.315 | 19.47 |
| | 112 | Commissions | 555.00 | 0.041 | 2.46 | 0.00 | 0.000 | 0.00 |
| | 115 | Personnel administratif | 44'750.00 | 3.317 | 198.01 | 19'750.00 | 1.413 | 87.39 |
| | 116 | Charges du personnel | 26'712.80 | 1.980 | 118.20 | 18'394.00 | 1.316 | 81.39 |
| | 130 | Frais administratifs | 627'880.40 | 46.536 | 2'778.23 | 613'223.05 | 43.876 | 2'713.38 |
| | 170 | Emoluments | 0.00 | 0.000 | 0.00 | 225.00 | 0.016 | 1.00 |
| 2 | | Travaux publics | 26'036.25 | 1.930 | 115.20 | 17'061.45 | 1.221 | 75.49 |
| | 200 | Entretien des routes | 22'007.85 | 1.631 | 97.38 | 11'608.35 | 0.831 | 51.36 |
| | 201 | Ouvrages collectifs | 0.00 | 0.000 | 0.00 | 0.00 | 0.000 | 0.00 |
| | 205 | Eclairage public | 0.00 | 0.000 | 0.00 | 0.00 | 0.000 | 0.00 |
| | 206 | Horloge public | 0.00 | 0.000 | 0.00 | 0.00 | 0.000 | 0.00 |
| | 210 | Cours d'eau | 0.00 | 0.000 | 0.00 | 0.00 | 0.000 | 0.00 |
| | 230 | Cadastre | 4'028.40 | 0.299 | 17.82 | 5'453.10 | 0.390 | 24.13 |
| | 240 | Aménagement du territoire | 0.00 | 0.000 | 0.00 | 0.00 | 0.000 | 0.00 |
| 3 | | Affaire juridique, police | 600.05 | 0.044 | 2.66 | 0.00 | 0.000 | 0.00 |
| | 310 | Police communale | 0.00 | 0.000 | 0.00 | 0.00 | 0.000 | 0.00 |
| | 330 | Cantonnement | 0.00 | 0.000 | 0.00 | 0.00 | 0.000 | 0.00 |
| | 340 | Protection civil | 600.05 | 0.044 | 2.66 | 0.00 | 0.000 | 0.00 |
| 4 | | Hygiène publique | 2'000.00 | 0.148 | 8.85 | 0.00 | 0.000 | 0.00 |
| | 400 | Police des denrées | 0.00 | 0.000 | 0.00 | 0.00 | 0.000 | 0.00 |
| | 410 | Police sanitaire | 0.00 | 0.000 | 0.00 | 0.00 | 0.000 | 0.00 |
| | 415 | Arrondissement de sépulture | 2'000.00 | 0.148 | 8.85 | 0.00 | 0.000 | 0.00 |
| 5 | | Instruction | 336'882.30 | 24.969 | 1'490.63 | 24'543.05 | 1.756 | 108.60 |
| | 510 | Service de l'école/école primaire | 24'720.95 | 1.832 | 109.38 | 14'511.70 | 1.038 | 64.21 |
| | 511 | Transport scolaire | 0.00 | 0.000 | 0.00 | 0.00 | 0.000 | 0.00 |
| | 512 | Places de jeu/Halles de gym | 56'822.85 | 4.212 | 251.43 | 6'317.15 | 0.452 | 27.95 |
| | 520 | Ecole secondaire | 18'751.00 | 1.390 | 82.97 | 0.00 | 0.000 | 0.00 |
| | 530 | Colonie de vacances | 0.00 | 0.000 | 0.00 | 0.00 | 0.000 | 0.00 |
| | 540 | Ecole ménagère | 0.00 | 0.000 | 0.00 | 0.00 | 0.000 | 0.00 |
| | 570 | Ecole enfantine | 4'997.50 | 0.370 | 22.11 | 0.00 | 0.000 | 0.00 |
| | 580 | Contr. écologie, piscine, biblio ... | 3'440.00 | 0.255 | 15.22 | 0.00 | 0.000 | 0.00 |
| | 590 | Contribution pour instruction | 228'150.00 | 16.910 | 1'009.51 | 3'714.20 | 0.266 | 16.43 |
| 6 | | Action sociale | 152'200.40 | 11.281 | 673.45 | 2'368.00 | 0.169 | 10.48 |
| | 600 | Secours | 0.00 | 0.000 | 0.00 | 0.00 | 0.000 | 0.00 |
| | 610 | Service dentaire | 0.00 | 0.000 | 0.00 | 0.00 | 0.000 | 0.00 |
| | 620 | Autres institutions | 1'009.00 | 0.075 | 4.46 | 0.00 | 0.000 | 0.00 |
| | 630 | Foyers communaux | 3'906.00 | 0.289 | 17.28 | 758.00 | 0.054 | 3.35 |
| | 640 | Crèches, UAPE | 0.00 | 0.000 | 0.00 | 0.00 | 0.000 | 0.00 |
| | 650 | Répartition des charges | 73'040.70 | 5.414 | 323.19 | 0.00 | 0.000 | 0.00 |
| | 659 | AVS, off. logement, chômage etc | 73'194.70 | 5.425 | 323.87 | 1'610.00 | 0.115 | 7.12 |
| | 665 | Contr. institution publique | 1'050.00 | 0.078 | 4.65 | 0.00 | 0.000 | 0.00 |

| Saint-Brais | | | Charges | en % | Fr./hab. | Produits | en% | Fr./hab. |
|-------------|-----|------------------------------|---------------------|---------------|-----------------|---------------------|---------------|-----------------|
| 7 | | Economie publique | 18'211.85 | 1.350 | 80.58 | 1'600.00 | 0.114 | 7.08 |
| | 700 | Foires, marchés | 0.00 | 0.000 | 0.00 | 0.00 | 0.000 | 0.00 |
| | 710 | Tourisme | 13'214.90 | 0.979 | 58.47 | 0.00 | 0.000 | 0.00 |
| | 720 | Agriculture | 4'996.95 | 0.370 | 22.11 | 1'600.00 | 0.114 | 7.08 |
| | 740 | Développement économique | 0.00 | 0.000 | 0.00 | 0.00 | 0.000 | 0.00 |
| 8 | | Finances | 54'904.10 | 4.069 | 242.94 | 38'521.90 | 2.756 | 170.45 |
| | 810 | Intérêts courts termes | 55.05 | 0.004 | 0.24 | 0.00 | 0.000 | 0.00 |
| | 811 | Intérêts longs termes | 9'726.60 | 0.721 | 43.04 | 0.00 | 0.000 | 0.00 |
| | 820 | Amortissements | 28'077.45 | 2.081 | 124.24 | 0.00 | 0.000 | 0.00 |
| | 825 | Charges d'immeubles | 5'029.25 | 0.373 | 22.25 | 176.00 | 0.013 | 0.78 |
| | 826 | Pâturages | 0.00 | 0.000 | 0.00 | 0.00 | 0.000 | 0.00 |
| | 830 | Subventions et contributions | 11'881.00 | 0.881 | 52.57 | 2'000.00 | 0.143 | 8.85 |
| | 840 | Intérêts actifs | 134.75 | 0.010 | 0.60 | 6'251.10 | 0.447 | 27.66 |
| | 850 | Rendement des immeubles | 0.00 | 0.000 | 0.00 | 29'494.60 | 2.110 | 130.51 |
| | 855 | Provisions, réserves, fonds | 0.00 | 0.000 | 0.00 | 600.20 | 0.043 | 2.66 |
| | 860 | Subventions | 0.00 | 0.000 | 0.00 | 0.00 | 0.000 | 0.00 |
| | 870 | Gains vente fortune | 0.00 | 0.000 | 0.00 | 0.00 | 0.000 | 0.00 |
| | 875 | Divers | 0.00 | 0.000 | 0.00 | 0.00 | 0.000 | 0.00 |
| 9 | | Imposition | 42'497.45 | 3.150 | 188.04 | 657'540.30 | 47.047 | 2'909.47 |
| | 910 | Impôts ordinaires | 0.00 | 0.000 | 0.00 | 399'462.05 | 28.581 | 1'767.53 |
| | 911 | Variation d'impôts | 38'317.40 | 2.840 | 169.55 | 24'508.60 | 1.754 | 108.45 |
| | 912 | Partage d'impôts | 3'660.05 | 0.271 | 16.19 | 1'461.75 | 0.105 | 6.47 |
| | 915 | Elimination d'impôts | 0.00 | 0.000 | 0.00 | 0.00 | 0.000 | 0.00 |
| | 920 | Autres impôts | 520.00 | 0.039 | 2.30 | 39'201.90 | 2.805 | 173.46 |
| | 940 | Fonds de péréquation | 0.00 | 0.000 | 0.00 | 192'906.00 | 13.802 | 853.57 |
| | | Totaux | 1'349'227.95 | 100.00 | 5'970.04 | 1'397'626.75 | 100.00 | 6'184.19 |
| | | Excédent de produits | 48'398.80 | | | | | |
| | | | 1'397'626.75 | | | 1'397'626.75 | | |

SAINT-BRAIS

INDICATEURS FINANCIERS 2013 – 2017

| | 2013 | 2014 | 2015 | 2016 | 2017 | Moyenne |
|---------------------------------------|----------|------------|------------|------------|-----------|------------------|
| Autofinancement (en fr.) | 3'408.00 | 155'124.00 | 115'226.00 | 119'103.20 | 72'431.00 | 93'058.44 |
| Degré d'autofinancement (%) | 28.95 | 0.00 | 0.00 | 1'052.98 | 0.00 | 216.39 |
| Capacité d'autofinancement (%) | 3.80 | 18.75 | 13.81 | 15.05 | 5.20 | 11.32 |



Une capacité d'autofinancement de :

- Moins de 10% est considéré comme mauvaise
- De 10% à 20% est considéré comme moyenne à bonne
- Plus de 20% est considéré comme très bonne

BOURRIGNON

261 habitants

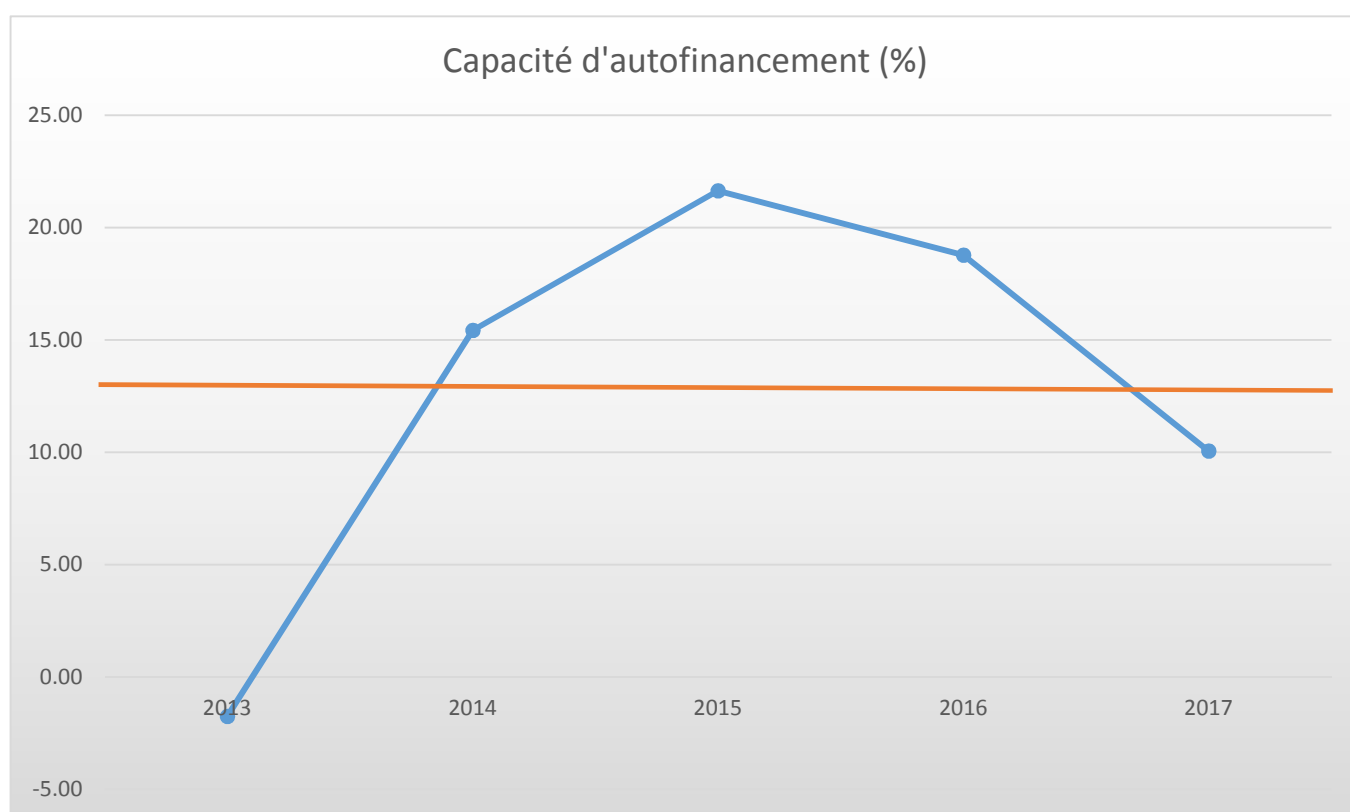
| Bourrignon | | | Charges | en % | Fr./hab. | Produits | en% | Fr./hab. |
|------------|-----|--------------------------------------|-------------------|---------------|-----------------|------------------|--------------|---------------|
| 1 | | Autorité | 93'577.35 | 10.566 | 358.53 | 17'791.35 | 2.039 | 68.17 |
| | 100 | Communes, votations, élections | 527.95 | 0.060 | 2.02 | 0.00 | 0.000 | 0.00 |
| | 110 | Conseil général/de Ville | 0.00 | 0.000 | 0.00 | 0.00 | 0.000 | 0.00 |
| | 111 | Conseil communal | 35'917.45 | 4.056 | 137.61 | 7'405.40 | 0.849 | 28.37 |
| | 112 | Commissions | 1'890.00 | 0.213 | 7.24 | 0.00 | 0.000 | 0.00 |
| | 115 | Personnel administratif | 42'000.00 | 4.742 | 160.92 | 7'700.00 | 0.883 | 29.50 |
| | 116 | Charges du personnel | 14.80 | 0.002 | 0.06 | 71.55 | 0.008 | 0.27 |
| | 130 | Frais administratifs | 13'227.15 | 1.494 | 50.68 | 1'983.30 | 0.227 | 7.60 |
| | 170 | Emoluments | 0.00 | 0.000 | 0.00 | 631.10 | 0.072 | 2.42 |
| 2 | | Travaux publics | 108'170.85 | 12.214 | 414.45 | 68'061.75 | 7.802 | 260.77 |
| | 200 | Entretien des routes | 84'387.70 | 9.529 | 323.32 | 45'339.55 | 5.197 | 173.71 |
| | 201 | Ouvrages collectifs | 0.00 | 0.000 | 0.00 | 0.00 | 0.000 | 0.00 |
| | 205 | Eclairage public | 14'777.00 | 1.669 | 56.62 | 14'777.00 | 1.694 | 56.62 |
| | 206 | Horloge public | 0.00 | 0.000 | 0.00 | 0.00 | 0.000 | 0.00 |
| | 210 | Cours d'eau | 0.00 | 0.000 | 0.00 | 0.00 | 0.000 | 0.00 |
| | 230 | Cadastre | 7'012.35 | 0.792 | 26.87 | 7'012.35 | 0.804 | 26.87 |
| | 240 | Aménagement du territoire | 1'993.80 | 0.225 | 7.64 | 932.85 | 0.107 | 3.57 |
| 3 | | Affaire juridique, police | 3'958.15 | 0.447 | 15.17 | 320.00 | 0.037 | 1.23 |
| | 310 | Police communale | 1'134.00 | 0.128 | 4.34 | 320.00 | 0.037 | 1.23 |
| | 330 | Cantonnement | 30.00 | 0.003 | 0.11 | 0.00 | 0.000 | 0.00 |
| | 340 | Protection civil | 2'794.15 | 0.316 | 10.71 | 0.00 | 0.000 | 0.00 |
| 4 | | Hygiène publique | 26.70 | 0.003 | 0.10 | 0.00 | 0.000 | 0.00 |
| | 400 | Police des denrées | 26.70 | 0.003 | 0.10 | 0.00 | 0.000 | 0.00 |
| | 410 | Police sanitaire | 0.00 | 0.000 | 0.00 | 0.00 | 0.000 | 0.00 |
| | 415 | Arrondissement de sépulture | 0.00 | 0.000 | 0.00 | 0.00 | 0.000 | 0.00 |
| 5 | | Instruction | 339'934.20 | 38.384 | 1'302.43 | 6'515.85 | 0.747 | 24.96 |
| | 510 | Service de l'école/école primaire | 10'564.00 | 1.193 | 40.48 | 472.00 | 0.054 | 1.81 |
| | 511 | Transport scolaire | 0.00 | 0.000 | 0.00 | 0.00 | 0.000 | 0.00 |
| | 512 | Places de jeu/Halles de gym | 33'011.80 | 3.728 | 126.48 | 6'043.85 | 0.693 | 23.16 |
| | 520 | Ecole secondaire | 26'131.65 | 2.951 | 100.12 | 0.00 | 0.000 | 0.00 |
| | 530 | Colonie de vacances | 0.00 | 0.000 | 0.00 | 0.00 | 0.000 | 0.00 |
| | 540 | Ecole ménagère | 0.00 | 0.000 | 0.00 | 0.00 | 0.000 | 0.00 |
| | 570 | Ecole enfantine | 0.00 | 0.000 | 0.00 | 0.00 | 0.000 | 0.00 |
| | 580 | Contr. écologie, piscine, biblio ... | 7'398.15 | 0.835 | 28.35 | 0.00 | 0.000 | 0.00 |
| | 590 | Contribution pour instruction | 262'828.60 | 29.678 | 1'007.01 | 0.00 | 0.000 | 0.00 |
| 6 | | Action sociale | 176'890.45 | 19.974 | 677.74 | 1'801.00 | 0.206 | 6.90 |
| | 600 | Secours | 18'854.80 | 2.129 | 72.24 | 0.00 | 0.000 | 0.00 |
| | 610 | Service dentaire | 430.00 | 0.049 | 1.65 | 0.00 | 0.000 | 0.00 |
| | 620 | Autres institutions | 1'379.50 | 0.156 | 5.29 | 0.00 | 0.000 | 0.00 |
| | 630 | Foyers communaux | 2'269.50 | 0.256 | 8.70 | 120.00 | 0.014 | 0.46 |
| | 640 | Crèches, UAPE | 0.00 | 0.000 | 0.00 | 0.00 | 0.000 | 0.00 |
| | 650 | Répartition des charges | 68'924.30 | 7.783 | 264.08 | 0.00 | 0.000 | 0.00 |
| | 659 | AVS, off. logement, chômage etc | 83'891.50 | 9.473 | 321.42 | 1'681.00 | 0.193 | 6.44 |
| | 665 | Contr. institution publique | 1'140.85 | 0.129 | 4.37 | 0.00 | 0.000 | 0.00 |

| Bourrignon | | | Charges | en % | Fr./hab. | Produits | en% | Fr./hab. |
|------------|-----|------------------------------|-------------------|---------------|-----------------|-------------------|---------------|-----------------|
| 7 | | Economie publique | 10'519.30 | 1.188 | 40.30 | 0.00 | 0.000 | 0.00 |
| | 700 | Foires, marchés | 0.00 | 0.000 | 0.00 | 0.00 | 0.000 | 0.00 |
| | 710 | Tourisme | 4'543.00 | 0.513 | 17.41 | 0.00 | 0.000 | 0.00 |
| | 720 | Agriculture | 691.00 | 0.078 | 2.65 | 0.00 | 0.000 | 0.00 |
| | 740 | Développement économique | 5'285.30 | 0.597 | 20.25 | 0.00 | 0.000 | 0.00 |
| 8 | | Finances | 138'711.30 | 15.663 | 531.46 | 80'191.10 | 9.192 | 307.25 |
| | 810 | Intérêts courts termes | 8'536.85 | 0.964 | 32.71 | 4'962.80 | 0.569 | 19.01 |
| | 811 | Intérêts longs termes | 5'398.00 | 0.610 | 20.68 | 0.00 | 0.000 | 0.00 |
| | 820 | Amortissements | 117'288.10 | 13.244 | 449.38 | 0.00 | 0.000 | 0.00 |
| | 825 | Charges d'immeubles | 7'288.35 | 0.823 | 27.92 | 1'110.00 | 0.127 | 4.25 |
| | 826 | Pâturages | 0.00 | 0.000 | 0.00 | 0.00 | 0.000 | 0.00 |
| | 830 | Subventions et contributions | 200.00 | 0.023 | 0.77 | 0.00 | 0.000 | 0.00 |
| | 840 | Intérêts actifs | 0.00 | 0.000 | 0.00 | 4'015.95 | 0.460 | 15.39 |
| | 850 | Rendement des immeubles | 0.00 | 0.000 | 0.00 | 720.00 | 0.083 | 2.76 |
| | 855 | Provisions, réserves, fonds | 0.00 | 0.000 | 0.00 | 69'382.35 | 7.953 | 265.83 |
| | 860 | Subventions | 0.00 | 0.000 | 0.00 | 0.00 | 0.000 | 0.00 |
| | 870 | Gains vente fortune | 0.00 | 0.000 | 0.00 | 0.00 | 0.000 | 0.00 |
| | 875 | Divers | 0.00 | 0.000 | 0.00 | 0.00 | 0.000 | 0.00 |
| 9 | | Imposition | 13'821.20 | 1.561 | 52.95 | 697'699.25 | 79.977 | 2'673.18 |
| | 910 | Impôts ordinaires | 0.00 | 0.000 | 0.00 | 515'857.70 | 59.132 | 1'976.47 |
| | 911 | Variation d'impôts | 11'746.10 | 1.326 | 45.00 | 21'388.65 | 2.452 | 81.95 |
| | 912 | Partage d'impôts | 541.50 | 0.061 | 2.07 | 18'768.00 | 2.151 | 71.91 |
| | 915 | Elimination d'impôts | 893.60 | 0.101 | 3.42 | 893.60 | 0.102 | 3.42 |
| | 920 | Autres impôts | 640.00 | 0.072 | 2.45 | 16'509.30 | 1.892 | 63.25 |
| | 940 | Fonds de péréquation | 0.00 | 0.000 | 0.00 | 124'282.00 | 14.246 | 476.18 |
| | | Totaux | 885'609.50 | 100.00 | 3'393.14 | 872'380.30 | 100.00 | 3'342.45 |
| | | Excédent de charges | | | | 13'229.20 | | |
| | | | 885'609.50 | | | 885'609.50 | | |

BOURRIGNON

INDICATEURS FINANCIERS 2013 – 2017

| | 2013 | 2014 | 2015 | 2016 | 2017 | Moyenne |
|---------------------------------------|------------|------------|------------|------------|-----------|-------------------|
| Autofinancement (en fr.) | -12'763.05 | 123'028.00 | 188'503.25 | 150'662.35 | 77'484.40 | 105'382.99 |
| Degré d'autofinancement (%) | 17.29 | 66.58 | 320.79 | 55.98 | 21.40 | 96.41 |
| Capacité d'autofinancement (%) | -1.76 | 15.43 | 21.63 | 18.78 | 10.06 | 12.83 |



Une capacité d'autofinancement de :

- Moins de 10% est considéré comme mauvaise
- De 10% à 20% est considéré comme moyenne à bonne
- Plus de 20% est considéré comme très bonne

SAULCY
265 habitants

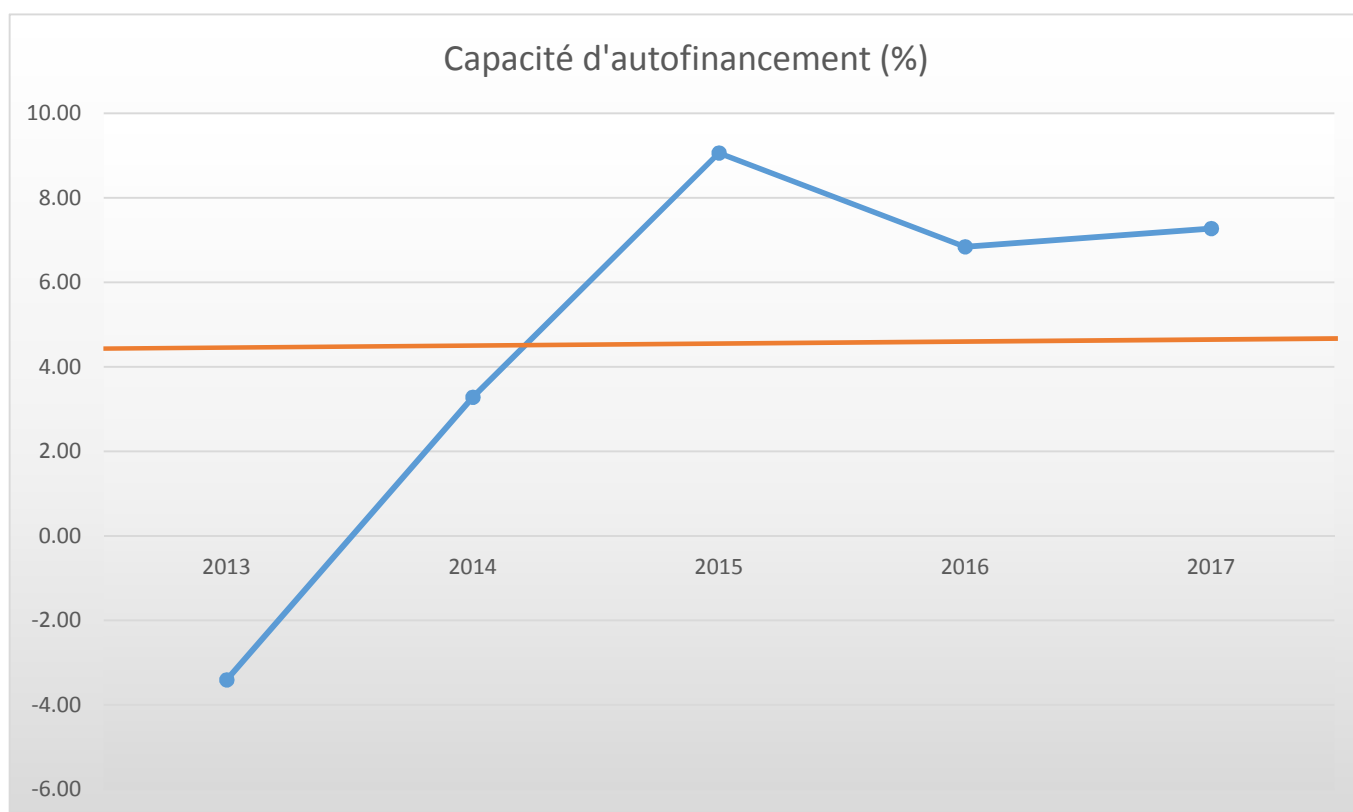
| Saulcy | | | Charges | en % | Fr./hab. | Produits | en% | Fr./hab. |
|----------|-----|-------------------------------------|-------------------|---------------|-----------------|------------------|--------------|---------------|
| 1 | | Autorité | 136'826.25 | 14.815 | 516.33 | 46'709.85 | 5.022 | 176.26 |
| | 100 | Communes, votations, élections | 1'016.10 | 0.110 | 3.83 | 0.00 | 0.000 | 0.00 |
| | 110 | Conseil général/de Ville | 0.00 | 0.000 | 0.00 | 0.00 | 0.000 | 0.00 |
| | 111 | Conseil communal | 15'832.40 | 1.714 | 59.74 | 0.00 | 0.000 | 0.00 |
| | 112 | Commissions | 1'045.20 | 0.113 | 3.94 | 0.00 | 0.000 | 0.00 |
| | 115 | Personnel administratif | 59'903.60 | 6.486 | 226.05 | 14'700.00 | 1.581 | 55.47 |
| | 116 | Charges du personnel | 27'729.65 | 3.002 | 104.64 | 10'769.70 | 1.158 | 40.64 |
| | 130 | Frais administratifs | 31'299.30 | 3.389 | 118.11 | 16'742.35 | 1.800 | 63.18 |
| | 170 | Emoluments | 0.00 | 0.000 | 0.00 | 4'497.80 | 0.484 | 16.97 |
| 2 | | Travaux publics | 117'806.40 | 12.756 | 444.55 | 25'412.05 | 2.732 | 95.89 |
| | 200 | Entretien des routes | 90'267.60 | 9.774 | 340.63 | 7'551.00 | 0.812 | 28.49 |
| | 201 | Ouvrages collectifs | 0.00 | 0.000 | 0.00 | 0.00 | 0.000 | 0.00 |
| | 205 | Eclairage public | 20'980.60 | 2.272 | 79.17 | 12'672.00 | 1.363 | 47.82 |
| | 206 | Horloge publique | 500.00 | 0.054 | 1.89 | 0.00 | 0.000 | 0.00 |
| | 210 | Cours d'eau | 0.00 | 0.000 | 0.00 | 0.00 | 0.000 | 0.00 |
| | 230 | Cadastre | 6'058.20 | 0.656 | 22.86 | 5'189.05 | 0.558 | 19.58 |
| | 240 | Aménagement du territoire | 0.00 | 0.000 | 0.00 | 0.00 | 0.000 | 0.00 |
| 3 | | Affaire juridique, police | 61'081.18 | 6.614 | 230.50 | 61'603.40 | 6.624 | 232.47 |
| | 310 | Police communale | 0.00 | 0.000 | 0.00 | 0.00 | 0.000 | 0.00 |
| | 330 | Cantonnement | 90.00 | 0.010 | 0.34 | 0.00 | 0.000 | 0.00 |
| | 340 | Protection civile | 60'991.18 | 6.604 | 230.16 | 61'603.40 | 6.624 | 232.47 |
| 4 | | Hygiène publique | 0.00 | 0.000 | 0.00 | 0.00 | 0.000 | 0.00 |
| | 400 | Police des denrées | 0.00 | 0.000 | 0.00 | 0.00 | 0.000 | 0.00 |
| | 410 | Police sanitaire | 0.00 | 0.000 | 0.00 | 0.00 | 0.000 | 0.00 |
| | 415 | Arrondissement de sépulture | 0.00 | 0.000 | 0.00 | 0.00 | 0.000 | 0.00 |
| 5 | | Instruction | 331'304.23 | 35.873 | 1'250.20 | 25'779.55 | 2.772 | 97.28 |
| | 510 | Service de l'école/école primaire | 5'601.00 | 0.606 | 21.14 | 292.00 | 0.031 | 1.10 |
| | 511 | Transport scolaire | 0.00 | 0.000 | 0.00 | 0.00 | 0.000 | 0.00 |
| | 512 | Places de jeux/Halles de gym | 27'161.18 | 2.941 | 102.50 | 25'487.55 | 2.740 | 96.18 |
| | 520 | Ecole secondaire | 31'200.00 | 3.378 | 117.74 | 0.00 | 0.000 | 0.00 |
| | 530 | Colonie de vacances | 0.00 | 0.000 | 0.00 | 0.00 | 0.000 | 0.00 |
| | 540 | Ecole ménagère | 0.00 | 0.000 | 0.00 | 0.00 | 0.000 | 0.00 |
| | 570 | Ecole enfantine | 0.00 | 0.000 | 0.00 | 0.00 | 0.000 | 0.00 |
| | 580 | Contr. écolage, piscine, biblio ... | 12'932.05 | 1.400 | 48.80 | 0.00 | 0.000 | 0.00 |
| | 590 | Contribution pour instruction | 254'410.00 | 27.547 | 960.04 | 0.00 | 0.000 | 0.00 |
| 6 | | Action sociale | 164'785.90 | 17.843 | 621.83 | 1'648.00 | 0.177 | 6.22 |
| | 600 | Secours | 0.00 | 0.000 | 0.00 | 0.00 | 0.000 | 0.00 |
| | 610 | Service dentaire | 225.75 | 0.024 | 0.85 | 0.00 | 0.000 | 0.00 |
| | 620 | Autres institutions | 514.50 | 0.056 | 1.94 | 0.00 | 0.000 | 0.00 |
| | 630 | Foyers communaux | 2'743.00 | 0.297 | 10.35 | 0.00 | 0.000 | 0.00 |
| | 640 | Crèches, UAPE | 0.00 | 0.000 | 0.00 | 0.00 | 0.000 | 0.00 |
| | 650 | Répartition des charges | 83'655.60 | 9.058 | 315.68 | 0.00 | 0.000 | 0.00 |
| | 659 | AVS, off. logement, chômage etc | 77'647.05 | 8.407 | 293.01 | 1'648.00 | 0.177 | 6.22 |
| | 665 | Contr. institution publique | 0.00 | 0.000 | 0.00 | 0.00 | 0.000 | 0.00 |

| Saulcy | | | Charges | en % | Fr./hab. | Produits | en% | Fr./hab. |
|----------|-----|------------------------------|-------------------|---------------|-----------------|-------------------|---------------|-----------------|
| 7 | | Economie publique | 4'746.50 | 0.514 | 17.91 | 0.00 | 0.000 | 0.00 |
| | 700 | Foires, marchés | 0.00 | 0.000 | 0.00 | 0.00 | 0.000 | 0.00 |
| | 710 | Tourisme | 4'540.50 | 0.492 | 17.13 | 0.00 | 0.000 | 0.00 |
| | 720 | Agriculture | 206.00 | 0.022 | 0.78 | 0.00 | 0.000 | 0.00 |
| | 740 | Développement économique | 0.00 | 0.000 | 0.00 | 0.00 | 0.000 | 0.00 |
| 8 | | Finances | 89'849.62 | 9.729 | 339.06 | 40'013.05 | 4.302 | 150.99 |
| | 810 | Intérêts courts termes | 441.90 | 0.048 | 1.67 | 0.00 | 0.000 | 0.00 |
| | 811 | Intérêts longs termes | 7'471.65 | 0.809 | 28.19 | 0.00 | 0.000 | 0.00 |
| | 820 | Amortissements | 66'715.90 | 7.224 | 251.76 | 0.00 | 0.000 | 0.00 |
| | 825 | Charges d'immeubles | 12'554.82 | 1.359 | 47.38 | 0.00 | 0.000 | 0.00 |
| | 826 | Pâturages | 0.00 | 0.000 | 0.00 | 0.00 | 0.000 | 0.00 |
| | 830 | Subventions et contributions | 2'665.35 | 0.289 | 10.06 | 0.00 | 0.000 | 0.00 |
| | 840 | Intérêts actifs | 0.00 | 0.000 | 0.00 | 8'003.05 | 0.860 | 30.20 |
| | 850 | Rendement des immeubles | 0.00 | 0.000 | 0.00 | 20'800.00 | 2.236 | 78.49 |
| | 855 | Provisions, réserves, fonds | 0.00 | 0.000 | 0.00 | 11'210.00 | 1.205 | 42.30 |
| | 860 | Subventions | 0.00 | 0.000 | 0.00 | 0.00 | 0.000 | 0.00 |
| | 870 | Gains vente fortune | 0.00 | 0.000 | 0.00 | 0.00 | 0.000 | 0.00 |
| | 875 | Divers | 0.00 | 0.000 | 0.00 | 0.00 | 0.000 | 0.00 |
| 9 | | Imposition | 17'158.20 | 1.858 | 64.75 | 728'887.15 | 78.370 | 2'750.52 |
| | 910 | Impôts ordinaires | 116.40 | 0.013 | 0.44 | 462'012.65 | 49.676 | 1'743.44 |
| | 911 | Variation d'impôts | 16'148.20 | 1.748 | 60.94 | 88'324.70 | 9.497 | 333.30 |
| | 912 | Partage d'impôts | 283.60 | 0.031 | 1.07 | 5'140.15 | 0.553 | 19.40 |
| | 915 | Elimination d'impôts | 0.00 | 0.000 | 0.00 | 0.00 | 0.000 | 0.00 |
| | 920 | Autres impôts | 610.00 | 0.066 | 2.30 | 19'271.65 | 2.072 | 72.72 |
| | 940 | Fonds de péréquation | 0.00 | 0.000 | 0.00 | 154'138.00 | 16.573 | 581.65 |
| | | Totaux | 923'558.28 | 100.00 | 3'485.13 | 930'053.05 | 100.00 | 3'509.63 |
| | | Excédent de produits | 6'494.77 | | | | | |
| | | | 930'053.05 | | | 930'053.05 | | |

SAULCY

INDICATEURS FINANCIERS 2013 – 2017

| | 2013 | 2014 | 2015 | 2016 | 2017 | Moyenne |
|---------------------------------------|------------|-----------|-----------|-----------|-----------|------------------|
| Autofinancement (en fr.) | -26'377.00 | 26'407.00 | 77'045.45 | 54'651.00 | 61'357.08 | 38'616.71 |
| Degré d'autofinancement (%) | 0.00 | 0.00 | 46.69 | 0.00 | 0.00 | 9.34 |
| Capacité d'autofinancement (%) | -3.41 | 3.28 | 9.06 | 6.84 | 7.27 | 4.61 |



Une capacité d'autofinancement de :

- Moins de 10% est considéré comme mauvaise
- De 10% à 20% est considéré comme moyenne à bonne
- Plus de 20% est considéré comme très bonne

COURCHAVON

293 habitants

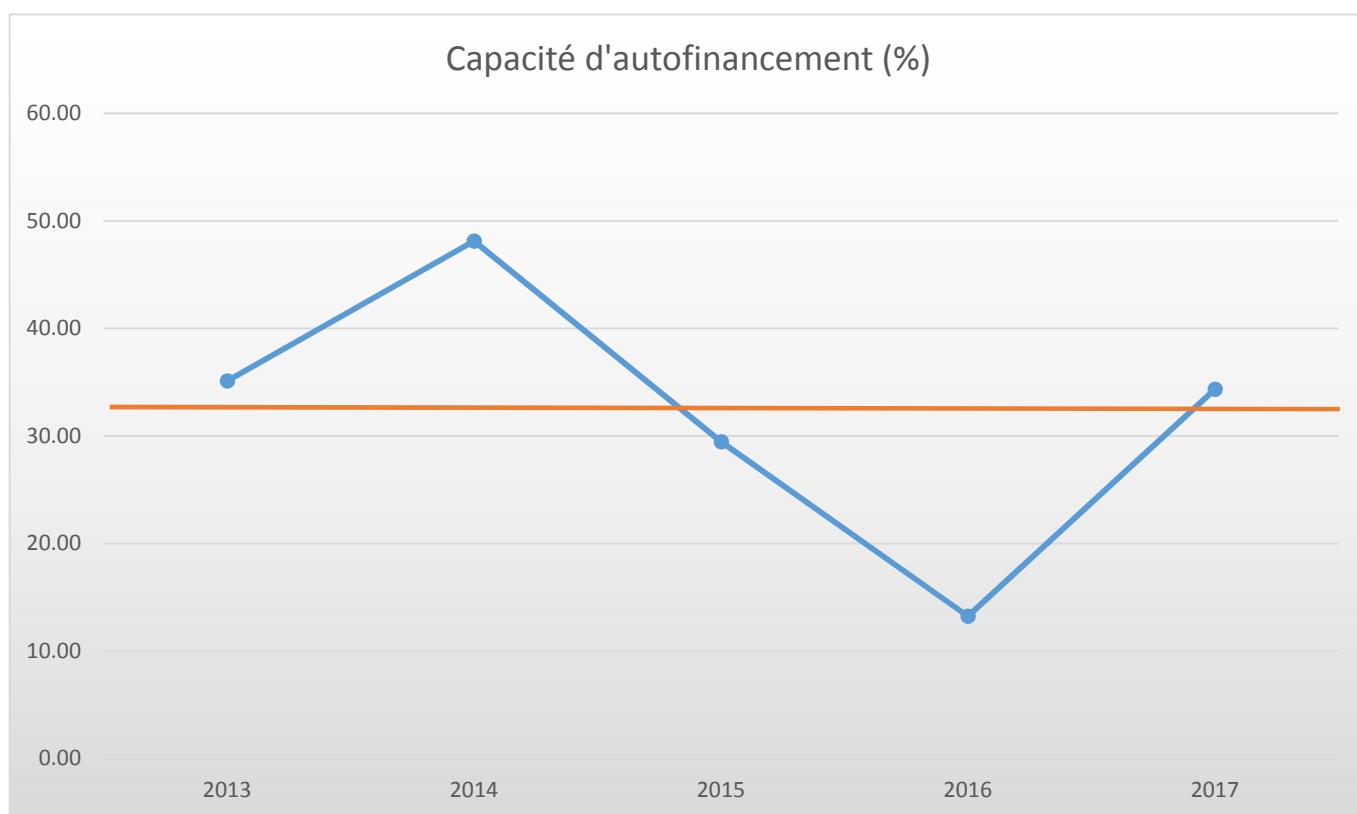
| Courchavon | | | Charges | en % | Fr./hab. | Produits | en% | Fr./hab. |
|------------|-----|--------------------------------------|-------------------|---------------|-----------------|------------------|--------------|---------------|
| 1 | | Autorité | 143'473.40 | 10.511 | 489.67 | 16'571.30 | 1.056 | 56.56 |
| | 100 | Communes, votations, élections | 360.00 | 0.026 | 1.23 | 0.00 | 0.000 | 0.00 |
| | 110 | Conseil général/de Ville | 0.00 | 0.000 | 0.00 | 0.00 | 0.000 | 0.00 |
| | 111 | Conseil communal | 14'724.00 | 1.079 | 50.25 | 0.00 | 0.000 | 0.00 |
| | 112 | Commissions | 3'470.05 | 0.254 | 11.84 | 0.00 | 0.000 | 0.00 |
| | 115 | Personnel administratif | 58'527.45 | 4.288 | 199.75 | 1'000.00 | 0.064 | 3.41 |
| | 116 | Charges du personnel | 24'602.00 | 1.802 | 83.97 | 11'735.15 | 0.748 | 40.05 |
| | 130 | Frais administratifs | 40'910.90 | 2.997 | 139.63 | 3'498.55 | 0.223 | 11.94 |
| | 170 | Emoluments | 879.00 | 0.064 | 3.00 | 337.60 | 0.022 | 1.15 |
| 2 | | Travaux publics | 70'632.00 | 5.175 | 241.06 | 16'264.00 | 1.036 | 55.51 |
| | 200 | Entretien des routes | 18'956.70 | 1.389 | 64.70 | 0.00 | 0.000 | 0.00 |
| | 201 | Ouvrages collectifs | 0.00 | 0.000 | 0.00 | 0.00 | 0.000 | 0.00 |
| | 205 | Eclairage public | 25'227.70 | 1.848 | 86.10 | 16'264.00 | 1.036 | 55.51 |
| | 206 | Horloge public | 0.00 | 0.000 | 0.00 | 0.00 | 0.000 | 0.00 |
| | 210 | Cours d'eau | 0.00 | 0.000 | 0.00 | 0.00 | 0.000 | 0.00 |
| | 230 | Cadastre | 21'899.60 | 1.604 | 74.74 | 0.00 | 0.000 | 0.00 |
| | 240 | Aménagement du territoire | 4'548.00 | 0.333 | 15.52 | 0.00 | 0.000 | 0.00 |
| 3 | | Affaire juridique, police | 1'409.20 | 0.103 | 4.81 | 2'351.75 | 0.150 | 8.03 |
| | 310 | Police communale | 0.00 | 0.000 | 0.00 | 0.00 | 0.000 | 0.00 |
| | 330 | Cantonnement | 0.00 | 0.000 | 0.00 | 0.00 | 0.000 | 0.00 |
| | 340 | Protection civil | 1'409.20 | 0.103 | 4.81 | 2'351.75 | 0.150 | 8.03 |
| 4 | | Hygiène publique | 0.00 | 0.000 | 0.00 | 0.00 | 0.000 | 0.00 |
| | 400 | Police des denrées | 0.00 | 0.000 | 0.00 | 0.00 | 0.000 | 0.00 |
| | 410 | Police sanitaire | 0.00 | 0.000 | 0.00 | 0.00 | 0.000 | 0.00 |
| | 415 | Arrondissement de sépulture | 0.00 | 0.000 | 0.00 | 0.00 | 0.000 | 0.00 |
| 5 | | Instruction | 365'383.25 | 26.769 | 1'247.04 | 2'488.65 | 0.159 | 8.49 |
| | 510 | Service de l'école/école primaire | 6'460.15 | 0.473 | 22.05 | 1'245.05 | 0.079 | 4.25 |
| | 511 | Transport scolaire | 0.00 | 0.000 | 0.00 | 0.00 | 0.000 | 0.00 |
| | 512 | Places de jeu/Halles de gym | 22'115.45 | 1.620 | 75.48 | 1'243.60 | 0.079 | 4.24 |
| | 520 | Ecole secondaire | 37'586.95 | 2.754 | 128.28 | 0.00 | 0.000 | 0.00 |
| | 530 | Colonie de vacances | 0.00 | 0.000 | 0.00 | 0.00 | 0.000 | 0.00 |
| | 540 | Ecole ménagère | 0.00 | 0.000 | 0.00 | 0.00 | 0.000 | 0.00 |
| | 570 | Ecole enfantine | 0.00 | 0.000 | 0.00 | 0.00 | 0.000 | 0.00 |
| | 580 | Contr. écologie, piscine, biblio ... | 10'801.00 | 0.791 | 36.86 | 0.00 | 0.000 | 0.00 |
| | 590 | Contribution pour instruction | 288'419.70 | 21.131 | 984.37 | 0.00 | 0.000 | 0.00 |
| 6 | | Action sociale | 257'084.70 | 18.835 | 877.42 | 60'535.00 | 3.856 | 206.60 |
| | 600 | Secours | 54'137.60 | 3.966 | 184.77 | 58'548.80 | 3.730 | 199.83 |
| | 610 | Service dentaire | 2'690.70 | 0.197 | 9.18 | 0.00 | 0.000 | 0.00 |
| | 620 | Autres institutions | 9'886.45 | 0.724 | 33.74 | 0.00 | 0.000 | 0.00 |
| | 630 | Foyers communaux | 3'844.35 | 0.282 | 13.12 | 0.00 | 0.000 | 0.00 |
| | 640 | Crèches, UAPE | 0.00 | 0.000 | 0.00 | 0.00 | 0.000 | 0.00 |
| | 650 | Répartition des charges | 98'538.60 | 7.219 | 336.31 | 0.00 | 0.000 | 0.00 |
| | 659 | AVS, off. logement, chômage etc | 87'887.00 | 6.439 | 299.96 | 1'986.20 | 0.127 | 6.78 |
| | 665 | Contr. institution publique | 100.00 | 0.007 | 0.34 | 0.00 | 0.000 | 0.00 |

| Courchavon | | | Charges | en % | Fr./hab. | Produits | en% | Fr./hab. |
|------------|-----|------------------------------|---------------------|---------------|-----------------|---------------------|---------------|-----------------|
| 7 | | Economie publique | 7'037.45 | 0.516 | 24.02 | 0.00 | 0.000 | 0.00 |
| | 700 | Foires, marchés | 0.00 | 0.000 | 0.00 | 0.00 | 0.000 | 0.00 |
| | 710 | Tourisme | 4'401.00 | 0.322 | 15.02 | 0.00 | 0.000 | 0.00 |
| | 720 | Agriculture | 2'636.45 | 0.193 | 9.00 | 0.00 | 0.000 | 0.00 |
| | 740 | Développement économique | 0.00 | 0.000 | 0.00 | 0.00 | 0.000 | 0.00 |
| 8 | | Finances | 377'060.40 | 27.625 | 1'286.90 | 45'662.05 | 2.909 | 155.84 |
| | 810 | Intérêts courts termes | 428.15 | 0.031 | 1.46 | 0.00 | 0.000 | 0.00 |
| | 811 | Intérêts longs termes | 26'551.80 | 1.945 | 90.62 | 2'000.00 | 0.127 | 6.83 |
| | 820 | Amortissements | 331'607.15 | 24.295 | 1'131.77 | 49.50 | 0.003 | 0.17 |
| | 825 | Charges d'immeubles | 12'201.10 | 0.894 | 41.64 | 0.00 | 0.000 | 0.00 |
| | 826 | Pâturages | 0.00 | 0.000 | 0.00 | 0.00 | 0.000 | 0.00 |
| | 830 | Subventions et contributions | 0.00 | 0.000 | 0.00 | 0.00 | 0.000 | 0.00 |
| | 840 | Intérêts actifs | 0.00 | 0.000 | 0.00 | 12'370.70 | 0.788 | 42.22 |
| | 850 | Rendement des immeubles | 2'318.85 | 0.170 | 7.91 | 31'241.85 | 1.990 | 106.63 |
| | 855 | Provisions, réserves, fonds | 3'953.35 | 0.290 | 13.49 | 0.00 | 0.000 | 0.00 |
| | 860 | Subventions | 0.00 | 0.000 | 0.00 | 0.00 | 0.000 | 0.00 |
| | 870 | Gains vente fortune | 0.00 | 0.000 | 0.00 | 0.00 | 0.000 | 0.00 |
| | 875 | Divers | 0.00 | 0.000 | 0.00 | 0.00 | 0.000 | 0.00 |
| 9 | | Imposition | 142'855.40 | 10.466 | 487.56 | 1'425'930.80 | 90.835 | 4'866.66 |
| | 910 | Impôts ordinaires | 1'912.85 | 0.140 | 6.53 | 1'241'686.95 | 79.098 | 4'237.84 |
| | 911 | Variation d'impôts | 79'833.45 | 5.849 | 272.47 | 160'516.40 | 10.225 | 547.84 |
| | 912 | Partage d'impôts | 4'254.75 | 0.312 | 14.52 | 2'395.05 | 0.153 | 8.17 |
| | 915 | Elimination d'impôts | 9'435.35 | 0.691 | 32.20 | 0.00 | 0.000 | 0.00 |
| | 920 | Autres impôts | 70.00 | 0.005 | 0.24 | 21'332.40 | 1.359 | 72.81 |
| | 940 | Fonds de péréquation | 47'349.00 | 3.469 | 161.60 | 0.00 | 0.000 | 0.00 |
| | | Totaux | 1'364'935.80 | 100.00 | 4'658.48 | 1'569'803.55 | 100.00 | 5'357.69 |
| | | Excédent de produits | 204'867.75 | | | | | |
| | | | 1'569'803.55 | | | 1'569'803.55 | | |

COURCHAVON

INDICATEURS FINANCIERS 2013 – 2017

| | 2013 | 2014 | 2015 | 2016 | 2017 | Moyenne |
|---------------------------------------|------------|------------|------------|------------|------------|-------------------|
| Autofinancement (en fr.) | 487'060.15 | 789'259.90 | 440'450.70 | 176'239.74 | 535'653.60 | 485'732.82 |
| Degré d'autofinancement (%) | 195.49 | 1'574.82 | 135.71 | -358.54 | 235.26 | 356.55 |
| Capacité d'autofinancement (%) | 35.12 | 48.12 | 29.46 | 13.24 | 34.33 | 32.05 |



Une capacité d'autofinancement de :

- Moins de 10% est considéré comme mauvaise
- De 10% à 20% est considéré comme moyenne à bonne
- Plus de 20% est considéré comme très bonne

LE BEMONT

314 habitants

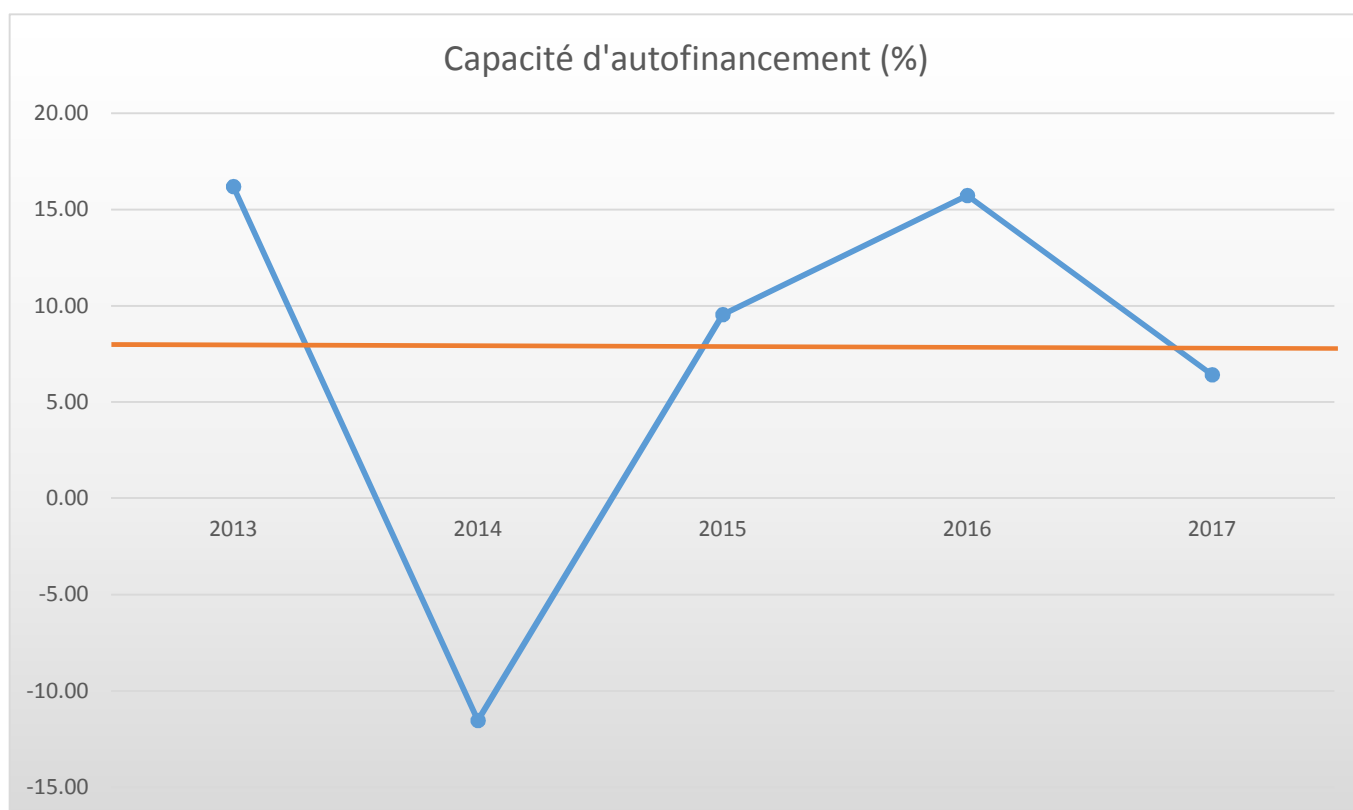
| Le Bémont | | | Charges | en % | Fr./hab. | Produits | en% | Fr./hab. |
|-----------|-----|--------------------------------------|-------------------|---------------|-----------------|------------------|--------------|---------------|
| 1 | | Autorité | 102'849.46 | 7.014 | 327.55 | 13'669.14 | 0.923 | 43.53 |
| | 100 | Communes, votations, élections | 1'155.00 | 0.079 | 3.68 | 0.00 | 0.000 | 0.00 |
| | 110 | Conseil général/de Ville | 0.00 | 0.000 | 0.00 | 0.00 | 0.000 | 0.00 |
| | 111 | Conseil communal | 14'014.40 | 0.956 | 44.63 | 0.00 | 0.000 | 0.00 |
| | 112 | Commissions | 500.00 | 0.034 | 1.59 | 0.00 | 0.000 | 0.00 |
| | 115 | Personnel administratif | 26'865.85 | 1.832 | 85.56 | 3'000.00 | 0.203 | 9.55 |
| | 116 | Charges du personnel | 16'310.95 | 1.112 | 51.95 | 6'800.60 | 0.459 | 21.66 |
| | 130 | Frais administratifs | 44'003.26 | 3.001 | 140.14 | 881.64 | 0.060 | 2.81 |
| | 170 | Emoluments | 0.00 | 0.000 | 0.00 | 2'986.90 | 0.202 | 9.51 |
| 2 | | Travaux publics | 27'079.60 | 1.847 | 86.24 | 24'630.40 | 1.663 | 78.44 |
| | 200 | Entretien des routes | 22'174.45 | 1.512 | 70.62 | 7'315.40 | 0.494 | 23.30 |
| | 201 | Ouvrages collectifs | 0.00 | 0.000 | 0.00 | 0.00 | 0.000 | 0.00 |
| | 205 | Eclairage public | 4'595.15 | 0.313 | 14.63 | 13'990.35 | 0.945 | 44.56 |
| | 206 | Horloge public | 0.00 | 0.000 | 0.00 | 0.00 | 0.000 | 0.00 |
| | 210 | Cours d'eau | 0.00 | 0.000 | 0.00 | 0.00 | 0.000 | 0.00 |
| | 230 | Cadastre | 0.00 | 0.000 | 0.00 | 3'324.65 | 0.225 | 10.59 |
| | 240 | Aménagement du territoire | 310.00 | 0.021 | 0.99 | 0.00 | 0.000 | 0.00 |
| 3 | | Affaire juridique, police | 1'713.60 | 0.117 | 5.46 | 0.00 | 0.000 | 0.00 |
| | 310 | Police communale | 0.00 | 0.000 | 0.00 | 0.00 | 0.000 | 0.00 |
| | 330 | Cantonnement | 132.00 | 0.009 | 0.42 | 0.00 | 0.000 | 0.00 |
| | 340 | Protection civil | 1'581.60 | 0.108 | 5.04 | 0.00 | 0.000 | 0.00 |
| 4 | | Hygiène publique | 1'435.60 | 0.098 | 4.57 | 0.00 | 0.000 | 0.00 |
| | 400 | Police des denrées | 0.00 | 0.000 | 0.00 | 0.00 | 0.000 | 0.00 |
| | 410 | Police sanitaire | 0.00 | 0.000 | 0.00 | 0.00 | 0.000 | 0.00 |
| | 415 | Arrondissement de sépulture | 1'435.60 | 0.098 | 4.57 | 0.00 | 0.000 | 0.00 |
| 5 | | Instruction | 460'102.95 | 31.377 | 1'465.30 | 93'649.85 | 6.325 | 298.25 |
| | 510 | Service de l'école/école primaire | 15'587.80 | 1.063 | 49.64 | 8'377.95 | 0.566 | 26.68 |
| | 511 | Transport scolaire | 51'714.55 | 3.527 | 164.70 | 52'555.80 | 3.549 | 167.38 |
| | 512 | Places de jeu/Halles de gym | 42'617.05 | 2.906 | 135.72 | 32'175.50 | 2.173 | 102.47 |
| | 520 | Ecole secondaire | 36'200.35 | 2.469 | 115.29 | 0.00 | 0.000 | 0.00 |
| | 530 | Colonie de vacances | 0.00 | 0.000 | 0.00 | 0.00 | 0.000 | 0.00 |
| | 540 | Ecole ménagère | 0.00 | 0.000 | 0.00 | 0.00 | 0.000 | 0.00 |
| | 570 | Ecole enfantine | 1'621.75 | 0.111 | 5.16 | 540.60 | 0.037 | 1.72 |
| | 580 | Contr. écologie, piscine, biblio ... | 3'270.00 | 0.223 | 10.41 | 0.00 | 0.000 | 0.00 |
| | 590 | Contribution pour instruction | 309'091.45 | 21.079 | 984.37 | 0.00 | 0.000 | 0.00 |
| 6 | | Action sociale | 208'743.75 | 14.236 | 664.79 | 24'520.75 | 1.656 | 78.09 |
| | 600 | Secours | 10'902.80 | 0.744 | 34.72 | 22'622.75 | 1.528 | 72.05 |
| | 610 | Service dentaire | 4'146.00 | 0.283 | 13.20 | 0.00 | 0.000 | 0.00 |
| | 620 | Autres institutions | 0.00 | 0.000 | 0.00 | 0.00 | 0.000 | 0.00 |
| | 630 | Foyers communaux | 700.00 | 0.048 | 2.23 | 0.00 | 0.000 | 0.00 |
| | 640 | Crèches, UAPE | 0.00 | 0.000 | 0.00 | 0.00 | 0.000 | 0.00 |
| | 650 | Répartition des charges | 91'353.80 | 6.230 | 290.94 | 0.00 | 0.000 | 0.00 |
| | 659 | AVS, off. logement, chômage etc | 100'106.15 | 6.827 | 318.81 | 1'898.00 | 0.128 | 6.04 |
| | 665 | Contr. institution publique | 1'535.00 | 0.105 | 4.89 | 0.00 | 0.000 | 0.00 |

| Le Bémont | | | Charges | en % | Fr./hab. | Produits | en% | Fr./hab. |
|-----------|-----|------------------------------|---------------------|---------------|-----------------|---------------------|---------------|-----------------|
| 7 | | Economie publique | 14'402.35 | 0.982 | 45.87 | 6'389.00 | 0.431 | 20.35 |
| | 700 | Foires, marchés | 50.00 | 0.003 | 0.16 | 0.00 | 0.000 | 0.00 |
| | 710 | Tourisme | 7'851.00 | 0.535 | 25.00 | 6'389.00 | 0.431 | 20.35 |
| | 720 | Agriculture | 3'655.35 | 0.249 | 11.64 | 0.00 | 0.000 | 0.00 |
| | 740 | Développement économique | 2'846.00 | 0.194 | 9.06 | 0.00 | 0.000 | 0.00 |
| 8 | | Finances | 626'270.00 | 42.709 | 1'994.49 | 588'941.30 | 39.774 | 1'875.61 |
| | 810 | Intérêts courts termes | 9.95 | 0.001 | 0.03 | 0.00 | 0.000 | 0.00 |
| | 811 | Intérêts longs termes | 7'715.80 | 0.526 | 24.57 | 0.00 | 0.000 | 0.00 |
| | 820 | Amortissements | 65'164.75 | 4.444 | 207.53 | 11'740.00 | 0.793 | 37.39 |
| | 825 | Charges d'immeubles | 17'818.45 | 1.215 | 56.75 | 0.00 | 0.000 | 0.00 |
| | 826 | Pâturages | 511'152.65 | 34.859 | 1'627.87 | 542'134.10 | 36.613 | 1'726.54 |
| | 830 | Subventions et contributions | 21'484.70 | 1.465 | 68.42 | 0.00 | 0.000 | 0.00 |
| | 840 | Intérêts actifs | 0.45 | 0.000 | 0.00 | 3'347.20 | 0.226 | 10.66 |
| | 850 | Rendement des immeubles | 2'923.25 | 0.199 | 9.31 | 31'720.00 | 2.142 | 101.02 |
| | 855 | Provisions, réserves, fonds | 0.00 | 0.000 | 0.00 | 0.00 | 0.000 | 0.00 |
| | 860 | Subventions | 0.00 | 0.000 | 0.00 | 0.00 | 0.000 | 0.00 |
| | 870 | Gains vente fortune | 0.00 | 0.000 | 0.00 | 0.00 | 0.000 | 0.00 |
| | 875 | Divers | 0.00 | 0.000 | 0.00 | 0.00 | 0.000 | 0.00 |
| 9 | | Imposition | 23'759.25 | 1.620 | 75.67 | 728'900.55 | 49.227 | 2'321.34 |
| | 910 | Impôts ordinaires | 0.00 | 0.000 | 0.00 | 582'059.45 | 39.310 | 1'853.69 |
| | 911 | Variation d'impôts | 20'552.00 | 1.402 | 65.45 | 46'768.40 | 3.159 | 148.94 |
| | 912 | Partage d'impôts | 2'562.35 | 0.175 | 8.16 | 9'310.15 | 0.629 | 29.65 |
| | 915 | Elimination d'impôts | 644.90 | 0.044 | 2.05 | 0.00 | 0.000 | 0.00 |
| | 920 | Autres impôts | 0.00 | 0.000 | 0.00 | 78'796.55 | 5.322 | 250.94 |
| | 940 | Fonds de péréquation | 0.00 | 0.000 | 0.00 | 11'966.00 | 0.808 | 38.11 |
| | | Totaux | 1'466'356.56 | 100.00 | 4'669.93 | 1'480'700.99 | 100.00 | 4'715.61 |
| | | Excédent de produits | 14'344.43 | | | | | |
| | | | 1'480'700.99 | | | 1'480'700.99 | | |

LE BEMONT

INDICATEURS FINANCIERS 2013 – 2017

| | 2013 | 2014 | 2015 | 2016 | 2017 | Moyenne |
|---------------------------------------|------------|------------|------------|------------|-----------|-------------------|
| Autofinancement (en fr.) | 249'934.03 | -46'080.17 | 157'970.52 | 251'722.03 | 93'099.23 | 141'329.13 |
| Degré d'autofinancement (%) | 212.78 | -32.06 | 0.00 | 155.29 | 1'861.98 | 439.60 |
| Capacité d'autofinancement (%) | 16.19 | -11.54 | 9.54 | 15.73 | 6.42 | 7.27 |



Une capacité d'autofinancement de :

- Moins de 10% est considéré comme mauvaise
- De 10% à 20% est considéré comme moyenne à bonne
- Plus de 20% est considéré comme très bonne

PLEIGNE

353 habitants

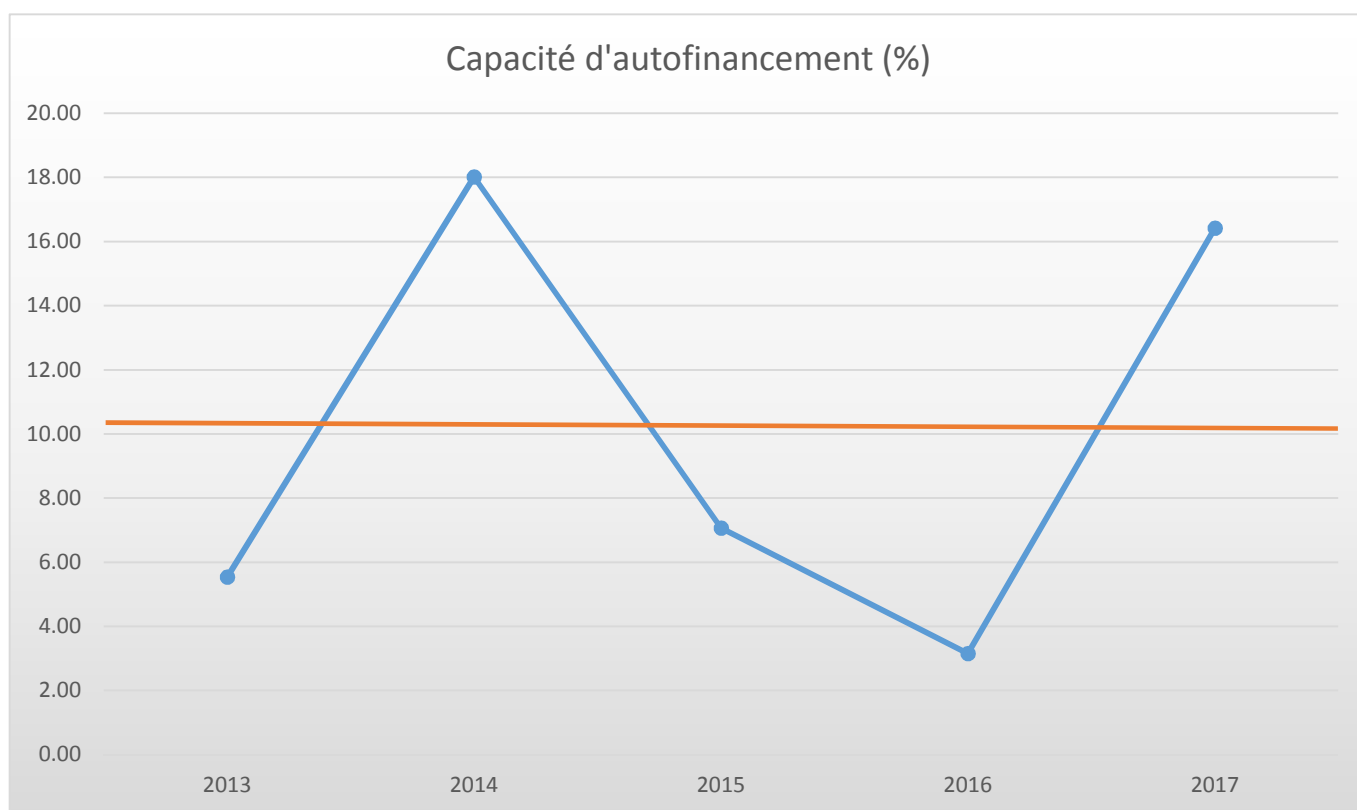
| Pleigne | | | Charges | en % | Fr./hab. | Produits | en% | Fr./hab. |
|----------|-----|-------------------------------------|-------------------|---------------|-----------------|------------------|--------------|---------------|
| 1 | | Autorité | 139'641.79 | 11.307 | 395.59 | 38'778.60 | 3.038 | 109.85 |
| | 100 | Communes, votations, élections | 1'053.00 | 0.085 | 2.98 | 0.00 | 0.000 | 0.00 |
| | 110 | Conseil général/de Ville | 0.00 | 0.000 | 0.00 | 0.00 | 0.000 | 0.00 |
| | 111 | Conseil communal | 18'185.40 | 1.473 | 51.52 | 0.00 | 0.000 | 0.00 |
| | 112 | Commissions | 555.00 | 0.045 | 1.57 | 0.00 | 0.000 | 0.00 |
| | 115 | Personnel administratif | 57'010.80 | 4.616 | 161.50 | 17'647.50 | 1.383 | 49.99 |
| | 116 | Charges du personnel | 26'023.65 | 2.107 | 73.72 | 13'796.65 | 1.081 | 39.08 |
| | 130 | Frais administratifs | 36'813.94 | 2.981 | 104.29 | 6'812.10 | 0.534 | 19.30 |
| | 170 | Emoluments | 0.00 | 0.000 | 0.00 | 522.35 | 0.041 | 1.48 |
| 2 | | Travaux publics | 46'994.65 | 3.805 | 133.13 | 34'474.00 | 2.701 | 97.66 |
| | 200 | Entretien des routes | 35'723.65 | 2.893 | 101.20 | 10'879.00 | 0.852 | 30.82 |
| | 201 | Ouvrages collectifs | 0.00 | 0.000 | 0.00 | 0.00 | 0.000 | 0.00 |
| | 205 | Eclairage public | 9'433.00 | 0.764 | 26.72 | 20'095.00 | 1.574 | 56.93 |
| | 206 | Horloge public | 0.00 | 0.000 | 0.00 | 0.00 | 0.000 | 0.00 |
| | 210 | Cours d'eau | 0.00 | 0.000 | 0.00 | 0.00 | 0.000 | 0.00 |
| | 230 | Cadastre | 1'068.00 | 0.086 | 3.03 | 3'500.00 | 0.274 | 9.92 |
| | 240 | Aménagement du territoire | 770.00 | 0.062 | 2.18 | 0.00 | 0.000 | 0.00 |
| 3 | | Affaire juridique, police | 1'894.95 | 0.153 | 5.37 | 87.65 | 0.007 | 0.25 |
| | 310 | Police communale | 0.00 | 0.000 | 0.00 | 0.00 | 0.000 | 0.00 |
| | 330 | Cantonnement | 0.00 | 0.000 | 0.00 | 0.00 | 0.000 | 0.00 |
| | 340 | Protection civil | 1'894.95 | 0.153 | 5.37 | 87.65 | 0.007 | 0.25 |
| 4 | | Hygiène publique | 0.00 | 0.000 | 0.00 | 0.00 | 0.000 | 0.00 |
| | 400 | Police des denrées | 0.00 | 0.000 | 0.00 | 0.00 | 0.000 | 0.00 |
| | 410 | Police sanitaire | 0.00 | 0.000 | 0.00 | 0.00 | 0.000 | 0.00 |
| | 415 | Arrondissement de sépulture | 0.00 | 0.000 | 0.00 | 0.00 | 0.000 | 0.00 |
| 5 | | Instruction | 515'402.55 | 41.734 | 1'460.06 | 73'703.45 | 5.775 | 208.79 |
| | 510 | Service de l'école/école primaire | 27'212.60 | 2.204 | 77.09 | 4'222.00 | 0.331 | 11.96 |
| | 511 | Transport scolaire | 57'086.30 | 4.623 | 161.72 | 64'798.80 | 5.077 | 183.57 |
| | 512 | Places de jeu/Halles de gym | 51'081.15 | 4.136 | 144.71 | 1'615.00 | 0.127 | 4.58 |
| | 520 | Ecole secondaire | 28'826.85 | 2.334 | 81.66 | 0.00 | 0.000 | 0.00 |
| | 530 | Colonie de vacances | 0.00 | 0.000 | 0.00 | 0.00 | 0.000 | 0.00 |
| | 540 | Ecole ménagère | 0.00 | 0.000 | 0.00 | 0.00 | 0.000 | 0.00 |
| | 570 | Ecole enfantine | 2'225.55 | 0.180 | 6.30 | 0.00 | 0.000 | 0.00 |
| | 580 | Contr. écolage, piscine, biblio ... | 7'280.00 | 0.589 | 20.62 | 0.00 | 0.000 | 0.00 |
| | 590 | Contribution pour instruction | 341'690.10 | 27.668 | 967.96 | 3'067.65 | 0.240 | 8.69 |
| 6 | | Action sociale | 231'779.50 | 18.768 | 656.60 | 2'019.00 | 0.158 | 5.72 |
| | 600 | Secours | 43'396.20 | 3.514 | 122.94 | 0.00 | 0.000 | 0.00 |
| | 610 | Service dentaire | 951.40 | 0.077 | 2.70 | 0.00 | 0.000 | 0.00 |
| | 620 | Autres institutions | 172.00 | 0.014 | 0.49 | 0.00 | 0.000 | 0.00 |
| | 630 | Foyers communaux | 4'647.00 | 0.376 | 13.16 | 200.00 | 0.016 | 0.57 |
| | 640 | Crèches, UAPE | 0.00 | 0.000 | 0.00 | 0.00 | 0.000 | 0.00 |
| | 650 | Répartition des charges | 74'854.60 | 6.061 | 212.05 | 0.00 | 0.000 | 0.00 |
| | 659 | AVS, off. logement, chômage etc | 107'458.30 | 8.701 | 304.41 | 1'819.00 | 0.143 | 5.15 |
| | 665 | Contr. institution publique | 300.00 | 0.024 | 0.85 | 0.00 | 0.000 | 0.00 |

| Pleigne | | | Charges | en % | Fr./hab. | Produits | en% | Fr./hab. |
|----------|-----|------------------------------|---------------------|---------------|-----------------|---------------------|---------------|-----------------|
| 7 | | Economie publique | 12'061.15 | 0.977 | 34.17 | 0.00 | 0.000 | 0.00 |
| | 700 | Foires, marchés | 0.00 | 0.000 | 0.00 | 0.00 | 0.000 | 0.00 |
| | 710 | Tourisme | 10'024.00 | 0.812 | 28.40 | 0.00 | 0.000 | 0.00 |
| | 720 | Agriculture | 2'037.15 | 0.165 | 5.77 | 0.00 | 0.000 | 0.00 |
| | 740 | Développement économique | 0.00 | 0.000 | 0.00 | 0.00 | 0.000 | 0.00 |
| 8 | | Finances | 221'142.20 | 17.907 | 626.47 | 76'190.90 | 5.969 | 215.84 |
| | 810 | Intérêts courts termes | 5'762.95 | 0.467 | 16.33 | 0.00 | 0.000 | 0.00 |
| | 811 | Intérêts longs termes | 15'357.45 | 1.244 | 43.51 | 0.00 | 0.000 | 0.00 |
| | 820 | Amortissements | 100'404.45 | 8.130 | 284.43 | 2'670.10 | 0.209 | 7.56 |
| | 825 | Charges d'immeubles | 24'821.35 | 2.010 | 70.32 | 2'800.90 | 0.219 | 7.93 |
| | 826 | Pâturages | 0.00 | 0.000 | 0.00 | 0.00 | 0.000 | 0.00 |
| | 830 | Subventions et contributions | 1'087.00 | 0.088 | 3.08 | 2'000.00 | 0.157 | 5.67 |
| | 840 | Intérêts actifs | 709.00 | 0.057 | 2.01 | 13'170.30 | 1.032 | 37.31 |
| | 850 | Rendement des immeubles | 1'000.00 | 0.081 | 2.83 | 26'560.00 | 2.081 | 75.24 |
| | 855 | Provisions, réserves, fonds | 72'000.00 | 5.830 | 203.97 | 28'989.60 | 2.271 | 82.12 |
| | 860 | Subventions | 0.00 | 0.000 | 0.00 | 0.00 | 0.000 | 0.00 |
| | 870 | Gains vente fortune | 0.00 | 0.000 | 0.00 | 0.00 | 0.000 | 0.00 |
| | 875 | Divers | 0.00 | 0.000 | 0.00 | 0.00 | 0.000 | 0.00 |
| 9 | | Imposition | 66'039.45 | 5.348 | 187.08 | 1'051'089.95 | 82.352 | 2'977.59 |
| | 910 | Impôts ordinaires | 19'649.90 | 1.591 | 55.67 | 714'948.15 | 56.015 | 2'025.35 |
| | 911 | Variation d'impôts | 28'053.90 | 2.272 | 79.47 | 62'362.25 | 4.886 | 176.66 |
| | 912 | Partage d'impôts | 6'398.70 | 0.518 | 18.13 | 4'171.75 | 0.327 | 11.82 |
| | 915 | Elimination d'impôts | 4'786.95 | 0.388 | 13.56 | 0.00 | 0.000 | 0.00 |
| | 920 | Autres impôts | 7'150.00 | 0.579 | 20.25 | 43'745.80 | 3.427 | 123.93 |
| | 940 | Fonds de péréquation | 0.00 | 0.000 | 0.00 | 225'862.00 | 17.696 | 639.84 |
| | | Totaux | 1'234'956.24 | 100.00 | 3'498.46 | 1'276'343.55 | 100.00 | 3'615.70 |
| | | Excédent de produits | 41'387.31 | | | | | |
| | | | 1'276'343.55 | | | 1'276'343.55 | | |

PLEIGNE

INDICATEURS FINANCIERS 2013 – 2017

| | 2013 | 2014 | 2015 | 2016 | 2017 | Moyenne |
|---------------------------------------|-----------|------------|-----------|-----------|------------|-------------------|
| Autofinancement (en fr.) | 70'231.84 | 247'730.45 | 81'096.75 | 35'174.96 | 206'134.01 | 128'073.60 |
| Degré d'autofinancement (%) | 111.77 | 0.00 | 27.56 | -10.08 | 49.08 | 35.67 |
| Capacité d'autofinancement (%) | 5.54 | 18.01 | 7.06 | 3.15 | 16.42 | 10.04 |



Une capacité d'autofinancement de :

- Moins de 10% est considéré comme mauvaise
- De 10% à 20% est considéré comme moyenne à bonne
- Plus de 20% est considéré comme très bonne

FAHY
361 habitants

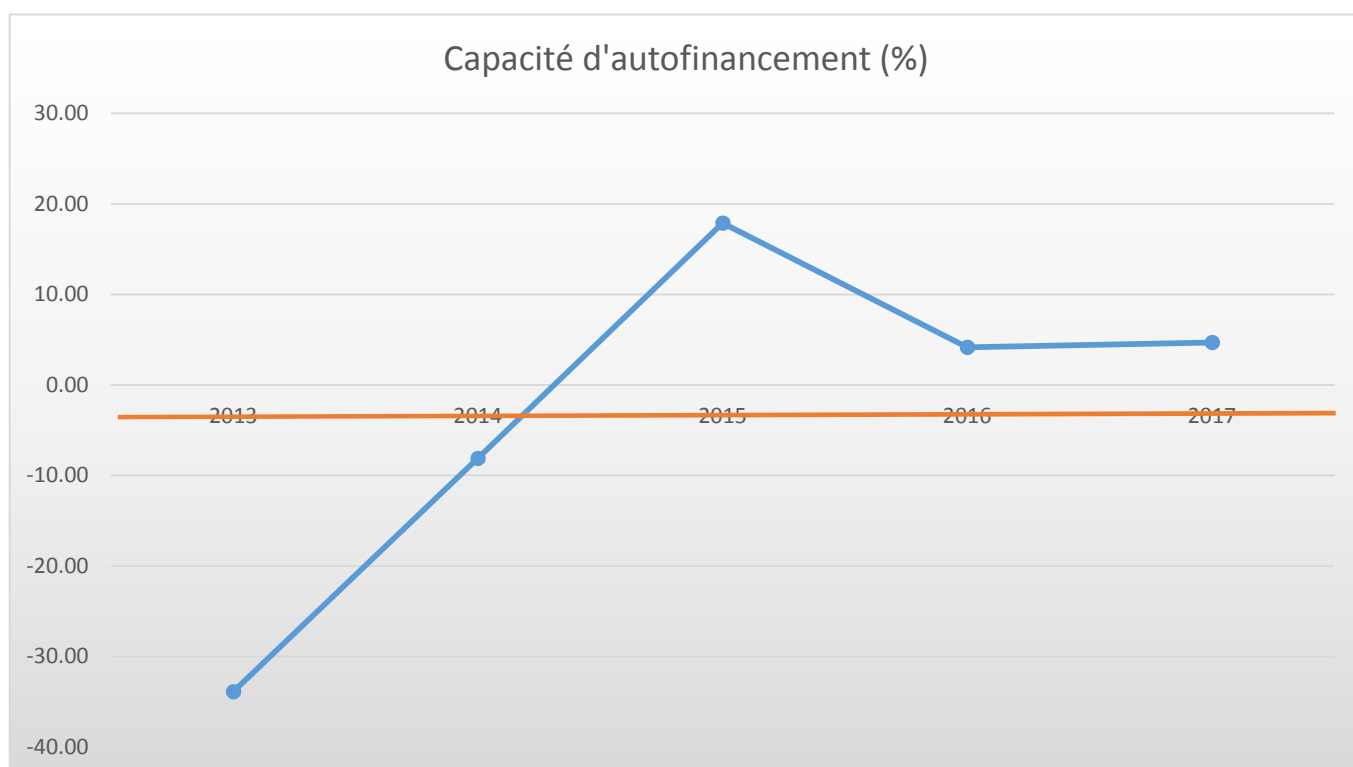
| Fahy | | Charges | en % | Fr./hab. | Produits | en% | Fr./hab. |
|----------|-------------------------------------|-------------------|---------------|-----------------|------------------|--------------|---------------|
| 1 | Autorité | 159'377.25 | 12.694 | 441.49 | 18'284.95 | 1.434 | 50.65 |
| 100 | Communes, votations, élections | 1'746.20 | 0.139 | 4.84 | 0.00 | 0.000 | 0.00 |
| 110 | Conseil général/de Ville | 0.00 | 0.000 | 0.00 | 0.00 | 0.000 | 0.00 |
| 111 | Conseil communal | 17'817.30 | 1.419 | 49.36 | 0.00 | 0.000 | 0.00 |
| 112 | Commissions | 4'075.90 | 0.325 | 11.29 | 0.00 | 0.000 | 0.00 |
| 115 | Personnel administratif | 70'289.70 | 5.598 | 194.71 | 0.00 | 0.000 | 0.00 |
| 116 | Charges du personnel | 34'976.05 | 2.786 | 96.89 | 15'011.70 | 1.177 | 41.58 |
| 130 | Frais administratifs | 30'472.10 | 2.427 | 84.41 | 2'016.25 | 0.158 | 5.59 |
| 170 | Emoluments | 0.00 | 0.000 | 0.00 | 1'257.00 | 0.099 | 3.48 |
| 2 | Travaux publics | 73'174.70 | 5.828 | 202.70 | 52'123.95 | 4.087 | 144.39 |
| 200 | Entretien des routes | 47'961.85 | 3.820 | 132.86 | 19'677.80 | 1.543 | 54.51 |
| 201 | Ouvrages collectifs | 0.00 | 0.000 | 0.00 | 0.00 | 0.000 | 0.00 |
| 205 | Eclairage public | 13'752.25 | 1.095 | 38.09 | 21'068.90 | 1.652 | 58.36 |
| 206 | Horloge public | 500.00 | 0.040 | 1.39 | 0.00 | 0.000 | 0.00 |
| 210 | Cours d'eau | 0.00 | 0.000 | 0.00 | 0.00 | 0.000 | 0.00 |
| 230 | Cadastre | 10'960.60 | 0.873 | 30.36 | 11'377.25 | 0.892 | 31.52 |
| 240 | Aménagement du territoire | 0.00 | 0.000 | 0.00 | 0.00 | 0.000 | 0.00 |
| 3 | Affaire juridique, police | 3'559.15 | 0.283 | 9.86 | 12'023.50 | 0.943 | 33.31 |
| 310 | Police communale | 0.00 | 0.000 | 0.00 | 0.00 | 0.000 | 0.00 |
| 330 | Cantonnement | 0.00 | 0.000 | 0.00 | 0.00 | 0.000 | 0.00 |
| 340 | Protection civil | 3'559.15 | 0.283 | 9.86 | 12'023.50 | 0.943 | 33.31 |
| 4 | Hygiène publique | 0.00 | 0.000 | 0.00 | 0.00 | 0.000 | 0.00 |
| 400 | Police des denrées | 0.00 | 0.000 | 0.00 | 0.00 | 0.000 | 0.00 |
| 410 | Police sanitaire | 0.00 | 0.000 | 0.00 | 0.00 | 0.000 | 0.00 |
| 415 | Arrondissement de sépulture | 0.00 | 0.000 | 0.00 | 0.00 | 0.000 | 0.00 |
| 5 | Instruction | 483'221.15 | 38.487 | 1'338.56 | 9'226.45 | 0.723 | 25.56 |
| 510 | Service de l'école/école primaire | 13'135.35 | 1.046 | 36.39 | 452.00 | 0.035 | 1.25 |
| 511 | Transport scolaire | 0.00 | 0.000 | 0.00 | 0.00 | 0.000 | 0.00 |
| 512 | Places de jeu/Halles de gym | 60'630.10 | 4.829 | 167.95 | 8'774.45 | 0.688 | 24.31 |
| 520 | Ecole secondaire | 37'165.00 | 2.960 | 102.95 | 0.00 | 0.000 | 0.00 |
| 530 | Colonie de vacances | 0.00 | 0.000 | 0.00 | 0.00 | 0.000 | 0.00 |
| 540 | Ecole ménagère | 0.00 | 0.000 | 0.00 | 0.00 | 0.000 | 0.00 |
| 570 | Ecole enfantine | 4'696.50 | 0.374 | 13.01 | 0.00 | 0.000 | 0.00 |
| 580 | Contr. écolage, piscine, biblio ... | 8'300.00 | 0.661 | 22.99 | 0.00 | 0.000 | 0.00 |
| 590 | Contribution pour instruction | 359'294.20 | 28.617 | 995.27 | 0.00 | 0.000 | 0.00 |
| 6 | Action sociale | 292'151.00 | 23.269 | 809.28 | 1'980.35 | 0.155 | 5.49 |
| 600 | Secours | 91'247.75 | 7.268 | 252.76 | 0.00 | 0.000 | 0.00 |
| 610 | Service dentaire | 1'870.05 | 0.149 | 5.18 | 0.00 | 0.000 | 0.00 |
| 620 | Autres institutions | 1'262.50 | 0.101 | 3.50 | 0.00 | 0.000 | 0.00 |
| 630 | Foyers communaux | 2'038.75 | 0.162 | 5.65 | 0.00 | 0.000 | 0.00 |
| 640 | Crèches, UAPE | 0.00 | 0.000 | 0.00 | 0.00 | 0.000 | 0.00 |
| 650 | Répartition des charges | 85'894.90 | 6.841 | 237.94 | 0.00 | 0.000 | 0.00 |
| 659 | AVS, off. logement, chômage etc | 109'837.05 | 8.748 | 304.26 | 1'980.35 | 0.155 | 5.49 |
| 665 | Contr. institution publique | 0.00 | 0.000 | 0.00 | 0.00 | 0.000 | 0.00 |

| Fahy | | Charges | en % | Fr./hab. | Produits | en% | Fr./hab. |
|----------|----------------------------------|---------------------|---------------|-----------------|---------------------|---------------|-----------------|
| 7 | Economie publique | 11'196.85 | 0.892 | 31.02 | 0.00 | 0.000 | 0.00 |
| | 700 Foires, marchés | 0.00 | 0.000 | 0.00 | 0.00 | 0.000 | 0.00 |
| | 710 Tourisme | 6'750.10 | 0.538 | 18.70 | 0.00 | 0.000 | 0.00 |
| | 720 Agriculture | 4'446.75 | 0.354 | 12.32 | 0.00 | 0.000 | 0.00 |
| | 740 Développement économique | 0.00 | 0.000 | 0.00 | 0.00 | 0.000 | 0.00 |
| 8 | Finances | 126'505.20 | 10.076 | 350.43 | 53'669.65 | 4.208 | 148.67 |
| | 810 Intérêts courts termes | 3'219.20 | 0.256 | 8.92 | 0.00 | 0.000 | 0.00 |
| | 811 Intérêts longs termes | 65'790.00 | 5.240 | 182.24 | 0.00 | 0.000 | 0.00 |
| | 820 Amortissements | 40'960.16 | 3.262 | 113.46 | 0.00 | 0.000 | 0.00 |
| | 825 Charges d'immeubles | 13'882.90 | 1.106 | 38.46 | 200.00 | 0.016 | 0.55 |
| | 826 Pâturages | 0.00 | 0.000 | 0.00 | 0.00 | 0.000 | 0.00 |
| | 830 Subventions et contributions | 0.00 | 0.000 | 0.00 | 0.00 | 0.000 | 0.00 |
| | 840 Intérêts actifs | 1'079.74 | 0.086 | 2.99 | 11'453.05 | 0.898 | 31.73 |
| | 850 Rendement des immeubles | 1'573.20 | 0.125 | 4.36 | 41'778.60 | 3.276 | 115.73 |
| | 855 Provisions, réserves, fonds | 0.00 | 0.000 | 0.00 | 1.00 | 0.000 | 0.00 |
| | 860 Subventions | 0.00 | 0.000 | 0.00 | 0.00 | 0.000 | 0.00 |
| | 870 Gains vente fortune | 0.00 | 0.000 | 0.00 | 0.00 | 0.000 | 0.00 |
| | 875 Divers | 0.00 | 0.000 | 0.00 | 237.00 | 0.019 | 0.66 |
| 9 | Imposition | 106'344.40 | 8.470 | 294.58 | 1'128'113.65 | 88.450 | 3'124.97 |
| | 910 Impôts ordinaires | 0.00 | 0.000 | 0.00 | 808'480.60 | 63.389 | 2'239.56 |
| | 911 Variation d'impôts | 37'093.75 | 2.954 | 102.75 | 103'256.00 | 8.096 | 286.03 |
| | 912 Partage d'impôts | 51'985.05 | 4.140 | 144.00 | 31'208.55 | 2.447 | 86.45 |
| | 915 Elimination d'impôts | 17'265.60 | 1.375 | 47.83 | 0.00 | 0.000 | 0.00 |
| | 920 Autres impôts | 0.00 | 0.000 | 0.00 | 41'572.50 | 3.260 | 115.16 |
| | 940 Fonds de péréquation | 0.00 | 0.000 | 0.00 | 143'596.00 | 11.259 | 397.77 |
| | Totaux | 1'255'529.70 | 100.00 | 3'477.92 | 1'275'422.50 | 100.00 | 3'533.03 |
| | Excédent de produits | 19'892.80 | | | | | |
| | | 1'275'422.50 | | | 1'275'422.50 | | |

FAHY

INDICATEURS FINANCIERS 2013 – 2017

| | 2013 | 2014 | 2015 | 2016 | 2017 | Moyenne |
|---------------------------------------|-------------|------------|------------|-----------|-----------|-------------------|
| Autofinancement (en fr.) | -417'848.79 | -97'586.79 | 259'420.48 | 55'673.52 | 59'588.42 | -28'150.63 |
| Degré d'autofinancement (%) | 0.00 | -62.17 | 0.00 | 61.60 | 0.00 | -0.11 |
| Capacité d'autofinancement (%) | -33.88 | -8.12 | 17.88 | 4.15 | 4.67 | -3.06 |



Une capacité d'autofinancement de :

- Moins de 10% est considéré comme mauvaise
- De 10% à 20% est considéré comme moyenne à bonne
- Plus de 20% est considéré comme très bonne

REBEUVELIER

386 habitants

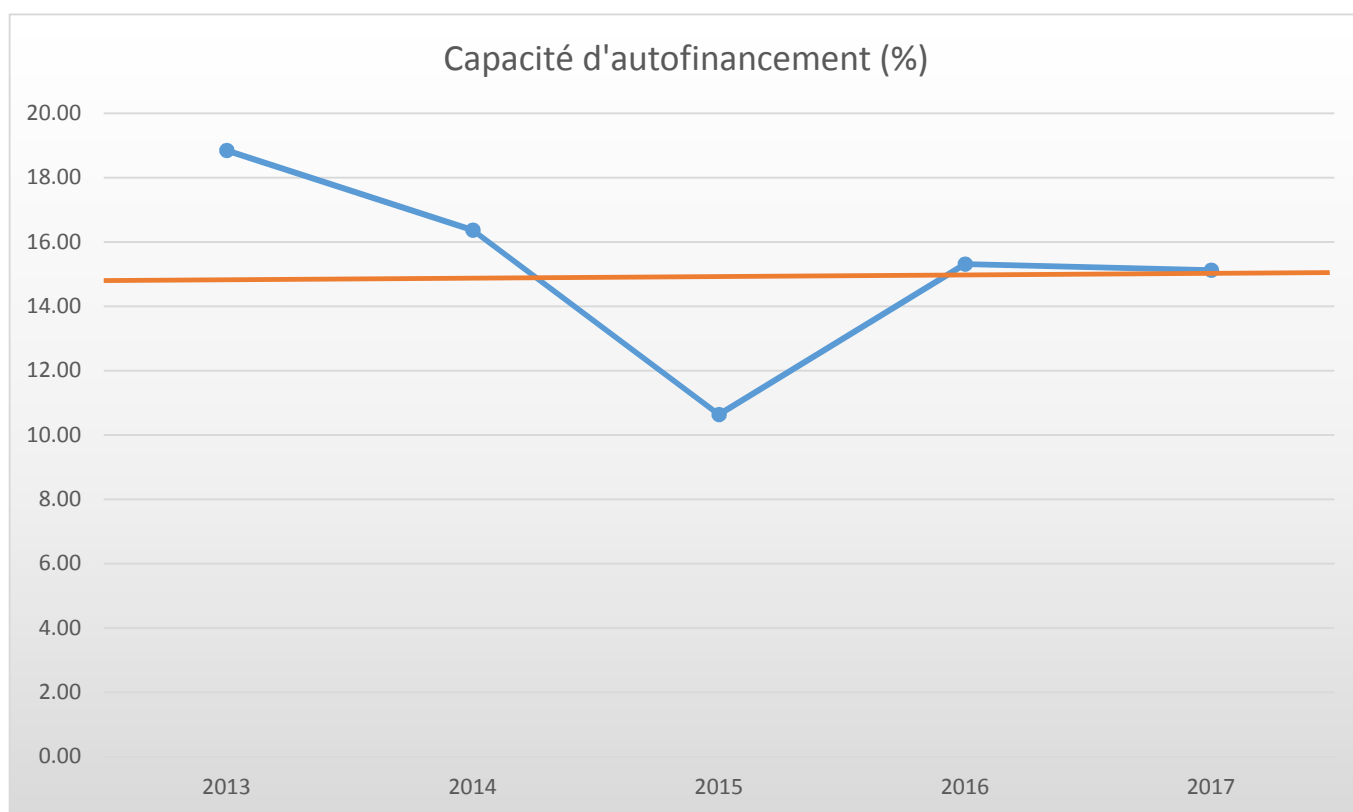
| Rebeuvelier | | Charges | en % | Fr./hab. | Produits | en% | Fr./hab. |
|-------------|-------------------------------------|-------------------|---------------|-----------------|------------------|--------------|---------------|
| 1 | Autorité | 143'976.17 | 11.001 | 373.00 | 1'600.55 | 0.122 | 4.15 |
| 100 | Communes, votations, élections | 656.40 | 0.050 | 1.70 | 0.00 | 0.000 | 0.00 |
| 110 | Conseil général/de Ville | 0.00 | 0.000 | 0.00 | 0.00 | 0.000 | 0.00 |
| 111 | Conseil communal | 25'307.00 | 1.934 | 65.56 | 0.00 | 0.000 | 0.00 |
| 112 | Commissions | 2'854.90 | 0.218 | 7.40 | 0.00 | 0.000 | 0.00 |
| 115 | Personnel administratif | 53'055.55 | 4.054 | 137.45 | 0.00 | 0.000 | 0.00 |
| 116 | Charges du personnel | 9'222.80 | 0.705 | 23.89 | 71.55 | 0.005 | 0.19 |
| 130 | Frais administratifs | 52'879.52 | 4.041 | 136.99 | 353.00 | 0.027 | 0.91 |
| 170 | Emoluments | 0.00 | 0.000 | 0.00 | 1'176.00 | 0.090 | 3.05 |
| 2 | Travaux publics | 61'994.05 | 4.737 | 160.61 | 45'010.70 | 3.428 | 116.61 |
| 200 | Entretien des routes | 35'791.20 | 2.735 | 92.72 | 0.00 | 0.000 | 0.00 |
| 201 | Ouvrages collectifs | 9'392.20 | 0.718 | 24.33 | 16'293.50 | 1.241 | 42.21 |
| 205 | Eclairage public | 9'434.60 | 0.721 | 24.44 | 15'684.00 | 1.194 | 40.63 |
| 206 | Horloge public | 0.00 | 0.000 | 0.00 | 0.00 | 0.000 | 0.00 |
| 210 | Cours d'eau | 0.00 | 0.000 | 0.00 | 0.00 | 0.000 | 0.00 |
| 230 | Cadastre | 1'949.00 | 0.149 | 5.05 | 13'033.20 | 0.993 | 33.76 |
| 240 | Aménagement du territoire | 5'427.05 | 0.415 | 14.06 | 0.00 | 0.000 | 0.00 |
| 3 | Affaire juridique, police | 8'038.95 | 0.614 | 20.83 | 0.00 | 0.000 | 0.00 |
| 310 | Police communale | 120.00 | 0.009 | 0.31 | 0.00 | 0.000 | 0.00 |
| 330 | Cantonnement | 0.00 | 0.000 | 0.00 | 0.00 | 0.000 | 0.00 |
| 340 | Protection civil | 7'918.95 | 0.605 | 20.52 | 0.00 | 0.000 | 0.00 |
| 4 | Hygiène publique | 0.00 | 0.000 | 0.00 | 0.00 | 0.000 | 0.00 |
| 400 | Police des denrées | 0.00 | 0.000 | 0.00 | 0.00 | 0.000 | 0.00 |
| 410 | Police sanitaire | 0.00 | 0.000 | 0.00 | 0.00 | 0.000 | 0.00 |
| 415 | Arrondissement de sépulture | 0.00 | 0.000 | 0.00 | 0.00 | 0.000 | 0.00 |
| 5 | Instruction | 491'931.04 | 37.589 | 1'274.43 | 4'406.80 | 0.336 | 11.42 |
| 510 | Service de l'école/école primaire | 51'023.95 | 3.899 | 132.19 | 4'406.80 | 0.336 | 11.42 |
| 511 | Transport scolaire | 0.00 | 0.000 | 0.00 | 0.00 | 0.000 | 0.00 |
| 512 | Places de jeu/Halles de gym | 25'614.65 | 1.957 | 66.36 | 0.00 | 0.000 | 0.00 |
| 520 | Ecole secondaire | 38'245.59 | 2.922 | 99.08 | 0.00 | 0.000 | 0.00 |
| 530 | Colonie de vacances | 0.00 | 0.000 | 0.00 | 0.00 | 0.000 | 0.00 |
| 540 | Ecole ménagère | 1'817.10 | 0.139 | 4.71 | 0.00 | 0.000 | 0.00 |
| 570 | Ecole enfantine | 0.00 | 0.000 | 0.00 | 0.00 | 0.000 | 0.00 |
| 580 | Contr. écolage, piscine, biblio ... | 2'990.00 | 0.228 | 7.75 | 0.00 | 0.000 | 0.00 |
| 590 | Contribution pour instruction | 372'239.75 | 28.443 | 964.35 | 0.00 | 0.000 | 0.00 |
| 6 | Action sociale | 252'914.30 | 19.326 | 655.22 | 1'882.00 | 0.143 | 4.88 |
| 600 | Secours | 21'471.70 | 1.641 | 55.63 | 0.00 | 0.000 | 0.00 |
| 610 | Service dentaire | 1'104.90 | 0.084 | 2.86 | 0.00 | 0.000 | 0.00 |
| 620 | Autres institutions | 1'264.00 | 0.097 | 3.27 | 0.00 | 0.000 | 0.00 |
| 630 | Foyers communaux | 4'500.00 | 0.344 | 11.66 | 0.00 | 0.000 | 0.00 |
| 640 | Crèches, UAPE | 0.00 | 0.000 | 0.00 | 0.00 | 0.000 | 0.00 |
| 650 | Répartition des charges | 108'033.30 | 8.255 | 279.88 | 0.00 | 0.000 | 0.00 |
| 659 | AVS, off. logement, chômage etc | 116'540.40 | 8.905 | 301.92 | 1'882.00 | 0.143 | 4.88 |
| 665 | Contr. institution publique | 0.00 | 0.000 | 0.00 | 0.00 | 0.000 | 0.00 |

| Rebeuvelier | | | Charges | en % | Fr./hab. | Produits | en% | Fr./hab. |
|-------------|-----|------------------------------|---------------------|---------------|-----------------|---------------------|---------------|-----------------|
| 7 | | Economie publique | 13'388.10 | 1.023 | 34.68 | 0.00 | 0.000 | 0.00 |
| | 700 | Foires, marchés | 0.00 | 0.000 | 0.00 | 0.00 | 0.000 | 0.00 |
| | 710 | Tourisme | 11'028.65 | 0.843 | 28.57 | 0.00 | 0.000 | 0.00 |
| | 720 | Agriculture | 2'359.45 | 0.180 | 6.11 | 0.00 | 0.000 | 0.00 |
| | 740 | Développement économique | 0.00 | 0.000 | 0.00 | 0.00 | 0.000 | 0.00 |
| 8 | | Finances | 258'159.75 | 19.726 | 668.81 | 82'361.80 | 6.273 | 213.37 |
| | 810 | Intérêts courts termes | 4'550.90 | 0.348 | 11.79 | 0.00 | 0.000 | 0.00 |
| | 811 | Intérêts longs termes | 15'737.10 | 1.202 | 40.77 | 0.00 | 0.000 | 0.00 |
| | 820 | Amortissements | 213'586.05 | 16.320 | 553.33 | 0.00 | 0.000 | 0.00 |
| | 825 | Charges d'immeubles | 16'271.30 | 1.243 | 42.15 | 0.00 | 0.000 | 0.00 |
| | 826 | Pâturages | 4'400.40 | 0.336 | 11.40 | 300.00 | 0.023 | 0.78 |
| | 830 | Subventions et contributions | 3'000.00 | 0.229 | 7.77 | 0.00 | 0.000 | 0.00 |
| | 840 | Intérêts actifs | 0.00 | 0.000 | 0.00 | 16'771.20 | 1.277 | 43.45 |
| | 850 | Rendement des immeubles | 614.00 | 0.047 | 1.59 | 65'290.60 | 4.972 | 169.15 |
| | 855 | Provisions, réserves, fonds | 0.00 | 0.000 | 0.00 | 0.00 | 0.000 | 0.00 |
| | 860 | Subventions | 0.00 | 0.000 | 0.00 | 0.00 | 0.000 | 0.00 |
| | 870 | Gains vente fortune | 0.00 | 0.000 | 0.00 | 0.00 | 0.000 | 0.00 |
| | 875 | Divers | 0.00 | 0.000 | 0.00 | 0.00 | 0.000 | 0.00 |
| 9 | | Imposition | 78'303.60 | 5.983 | 202.86 | 1'177'789.60 | 89.699 | 3'051.27 |
| | 910 | Impôts ordinaires | 0.00 | 0.000 | 0.00 | 856'148.45 | 65.203 | 2'218.00 |
| | 911 | Variation d'impôts | 22'144.55 | 1.692 | 57.37 | 122'649.90 | 9.341 | 317.75 |
| | 912 | Partage d'impôts | 56'159.05 | 4.291 | 145.49 | 6'674.95 | 0.508 | 17.29 |
| | 915 | Elimination d'impôts | 0.00 | 0.000 | 0.00 | 20'000.00 | 1.523 | 51.81 |
| | 920 | Autres impôts | 0.00 | 0.000 | 0.00 | 31'220.30 | 2.378 | 80.88 |
| | 940 | Fonds de péréquation | 0.00 | 0.000 | 0.00 | 141'096.00 | 10.746 | 365.53 |
| | | Totaux | 1'308'705.96 | 100.00 | 3'390.43 | 1'313'051.45 | 100.00 | 3'401.69 |
| | | Excédent de produits | 4'345.49 | | | | | |
| | | | 1'313'051.45 | | | 1'313'051.45 | | |

REBEUVELIER

INDICATEURS FINANCIERS 2013 – 2017

| | 2013 | 2014 | 2015 | 2016 | 2017 | Moyenne |
|---------------------------------------|------------|------------|------------|------------|------------|-------------------|
| Autofinancement (en fr.) | 233'062.42 | 170'772.59 | 129'055.55 | 192'437.82 | 194'059.24 | 183'877.52 |
| Degré d'autofinancement (%) | 1'386.64 | 0.00 | 81.54 | 1'049.29 | -43'707.00 | -8'237.91 |
| Capacité d'autofinancement (%) | 18.84 | 16.37 | 10.63 | 15.31 | 15.12 | 15.25 |



Une capacité d'autofinancement de :

- Moins de 10% est considéré comme mauvaise
- De 10% à 20% est considéré comme moyenne à bonne
- Plus de 20% est considéré comme très bonne

GRANDFONTAINE

388 habitants

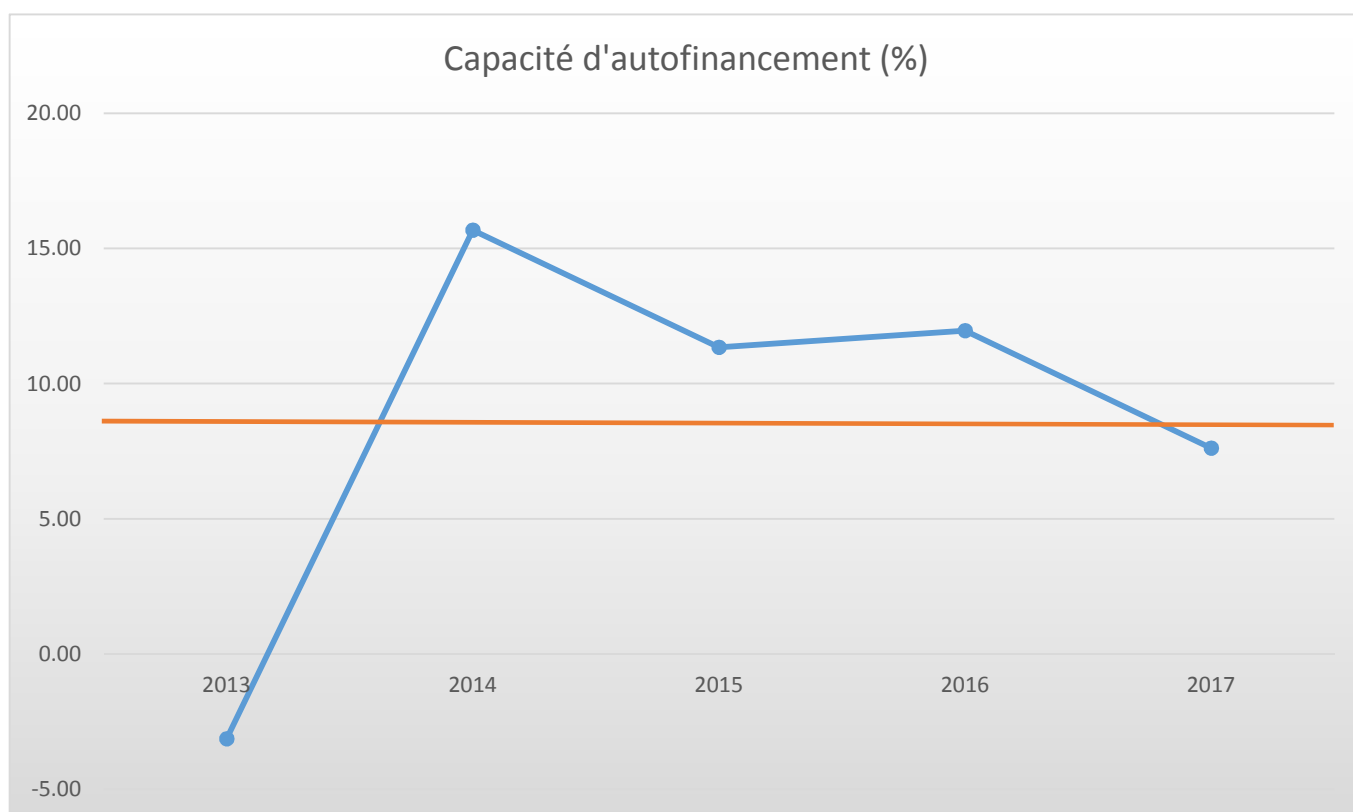
| Grandfontaine | | Charges | en % | Fr./hab. | Produits | en% | Fr./hab. |
|---------------|--------------------------------------|-------------------|---------------|-----------------|------------------|--------------|---------------|
| 1 | Autorité | 211'746.55 | 15.082 | 545.74 | 41'811.85 | 2.897 | 107.76 |
| 100 | Communes, votations, élections | 260.00 | 0.019 | 0.67 | 0.00 | 0.000 | 0.00 |
| 110 | Conseil général/de Ville | 0.00 | 0.000 | 0.00 | 0.00 | 0.000 | 0.00 |
| 111 | Conseil communal | 26'067.00 | 1.857 | 67.18 | 0.00 | 0.000 | 0.00 |
| 112 | Commissions | 420.00 | 0.030 | 1.08 | 0.00 | 0.000 | 0.00 |
| 115 | Personnel administratif | 78'924.55 | 5.621 | 203.41 | 0.00 | 0.000 | 0.00 |
| 116 | Charges du personnel | 40'948.40 | 2.917 | 105.54 | 35'890.25 | 2.486 | 92.50 |
| 130 | Frais administratifs | 65'126.60 | 4.639 | 167.85 | 1'228.20 | 0.085 | 3.17 |
| 170 | Emoluments | 0.00 | 0.000 | 0.00 | 4'693.40 | 0.325 | 12.10 |
| 2 | Travaux publics | 132'718.86 | 9.453 | 342.06 | 57'580.65 | 3.989 | 148.40 |
| 200 | Entretien des routes | 49'848.80 | 3.550 | 128.48 | 5'492.70 | 0.381 | 14.16 |
| 201 | Ouvrages collectifs | 2'956.45 | 0.211 | 7.62 | 6'700.00 | 0.464 | 17.27 |
| 205 | Eclairage public | 17'673.85 | 1.259 | 45.55 | 21'243.00 | 1.472 | 54.75 |
| 206 | Horloge public | 500.00 | 0.036 | 1.29 | 0.00 | 0.000 | 0.00 |
| 210 | Cours d'eau | 0.00 | 0.000 | 0.00 | 0.00 | 0.000 | 0.00 |
| 230 | Cadastre | 28'581.00 | 2.036 | 73.66 | 24'144.95 | 1.673 | 62.23 |
| 240 | Aménagement du territoire | 33'158.76 | 2.362 | 85.46 | 0.00 | 0.000 | 0.00 |
| 3 | Affaire juridique, police | 6'839.75 | 0.487 | 17.63 | 2'836.00 | 0.196 | 7.31 |
| 310 | Police communale | 0.00 | 0.000 | 0.00 | 0.00 | 0.000 | 0.00 |
| 330 | Cantonnement | 150.00 | 0.011 | 0.39 | 0.00 | 0.000 | 0.00 |
| 340 | Protection civil | 6'689.75 | 0.476 | 17.24 | 2'836.00 | 0.196 | 7.31 |
| 4 | Hygiène publique | 0.00 | 0.000 | 0.00 | 0.00 | 0.000 | 0.00 |
| 400 | Police des denrées | 0.00 | 0.000 | 0.00 | 0.00 | 0.000 | 0.00 |
| 410 | Police sanitaire | 0.00 | 0.000 | 0.00 | 0.00 | 0.000 | 0.00 |
| 415 | Arrondissement de sépulture | 0.00 | 0.000 | 0.00 | 0.00 | 0.000 | 0.00 |
| 5 | Instruction | 547'815.30 | 39.018 | 1'411.90 | 25'477.05 | 1.765 | 65.66 |
| 510 | Service de l'école/école primaire | 30'565.10 | 2.177 | 78.78 | 11'898.80 | 0.824 | 30.67 |
| 511 | Transport scolaire | 200'661.85 | 14.292 | 517.17 | 11'328.25 | 0.785 | 29.20 |
| 512 | Places de jeu/Halles de gym | 59'349.10 | 4.227 | 152.96 | 2'250.00 | 0.156 | 5.80 |
| 520 | Ecole secondaire | 48'916.25 | 3.484 | 126.07 | 0.00 | 0.000 | 0.00 |
| 530 | Colonie de vacances | 0.00 | 0.000 | 0.00 | 0.00 | 0.000 | 0.00 |
| 540 | Ecole ménagère | 0.00 | 0.000 | 0.00 | 0.00 | 0.000 | 0.00 |
| 570 | Ecole enfantine | 0.00 | 0.000 | 0.00 | 0.00 | 0.000 | 0.00 |
| 580 | Contr. écologie, piscine, biblio ... | 7'743.00 | 0.551 | 19.96 | 0.00 | 0.000 | 0.00 |
| 590 | Contribution pour instruction | 200'580.00 | 14.286 | 516.96 | 0.00 | 0.000 | 0.00 |
| 6 | Action sociale | 317'867.75 | 22.640 | 819.25 | 66'364.60 | 4.598 | 171.04 |
| 600 | Secours | 46'476.70 | 3.310 | 119.79 | 64'375.80 | 4.460 | 165.92 |
| 610 | Service dentaire | 1'649.80 | 0.118 | 4.25 | 0.00 | 0.000 | 0.00 |
| 620 | Autres institutions | 193.00 | 0.014 | 0.50 | 0.00 | 0.000 | 0.00 |
| 630 | Foyers communaux | 1'998.20 | 0.142 | 5.15 | 0.00 | 0.000 | 0.00 |
| 640 | Crèches, UAPE | 0.00 | 0.000 | 0.00 | 0.00 | 0.000 | 0.00 |
| 650 | Répartition des charges | 144'575.30 | 10.297 | 372.62 | 0.00 | 0.000 | 0.00 |
| 659 | AVS, off. logement, chômage etc | 122'509.75 | 8.726 | 315.75 | 1'988.80 | 0.138 | 5.13 |
| 665 | Contr. institution publique | 465.00 | 0.033 | 1.20 | 0.00 | 0.000 | 0.00 |

| Grandfontaine | | | Charges | en % | Fr./hab. | Produits | en% | Fr./hab. |
|---------------|-----|------------------------------|---------------------|---------------|-----------------|---------------------|---------------|-----------------|
| 7 | | Economie publique | 12'819.90 | 0.913 | 33.04 | 0.00 | 0.000 | 0.00 |
| | 700 | Foires, marchés | 0.00 | 0.000 | 0.00 | 0.00 | 0.000 | 0.00 |
| | 710 | Tourisme | 7'683.00 | 0.547 | 19.80 | 0.00 | 0.000 | 0.00 |
| | 720 | Agriculture | 5'136.90 | 0.366 | 13.24 | 0.00 | 0.000 | 0.00 |
| | 740 | Développement économique | 0.00 | 0.000 | 0.00 | 0.00 | 0.000 | 0.00 |
| 8 | | Finances | 101'371.40 | 7.220 | 261.27 | 112'686.90 | 7.807 | 290.43 |
| | 810 | Intérêts courts termes | 396.65 | 0.028 | 1.02 | 0.00 | 0.000 | 0.00 |
| | 811 | Intérêts longs termes | 10'793.60 | 0.769 | 27.82 | 0.00 | 0.000 | 0.00 |
| | 820 | Amortissements | 86'858.35 | 6.186 | 223.86 | 0.00 | 0.000 | 0.00 |
| | 825 | Charges d'immeubles | 0.00 | 0.000 | 0.00 | 0.00 | 0.000 | 0.00 |
| | 826 | Pâturages | 0.00 | 0.000 | 0.00 | 0.00 | 0.000 | 0.00 |
| | 830 | Subventions et contributions | 0.00 | 0.000 | 0.00 | 0.00 | 0.000 | 0.00 |
| | 840 | Intérêts actifs | 0.00 | 0.000 | 0.00 | 14'475.90 | 1.003 | 37.31 |
| | 850 | Rendement des immeubles | 3'322.80 | 0.237 | 8.56 | 69'911.00 | 4.843 | 180.18 |
| | 855 | Provisions, réserves, fonds | 0.00 | 0.000 | 0.00 | 28'300.00 | 1.961 | 72.94 |
| | 860 | Subventions | 0.00 | 0.000 | 0.00 | 0.00 | 0.000 | 0.00 |
| | 870 | Gains vente fortune | 0.00 | 0.000 | 0.00 | 0.00 | 0.000 | 0.00 |
| | 875 | Divers | 0.00 | 0.000 | 0.00 | 0.00 | 0.000 | 0.00 |
| 9 | | Imposition | 72'825.05 | 5.187 | 187.69 | 1'136'716.95 | 78.749 | 2'929.68 |
| | 910 | Impôts ordinaires | 0.00 | 0.000 | 0.00 | 773'215.10 | 53.566 | 1'992.82 |
| | 911 | Variation d'impôts | 40'405.00 | 2.878 | 104.14 | 69'550.90 | 4.818 | 179.25 |
| | 912 | Partage d'impôts | 1'740.05 | 0.124 | 4.48 | 2'012.70 | 0.139 | 5.19 |
| | 915 | Elimination d'impôts | 30'000.00 | 2.137 | 77.32 | 0.00 | 0.000 | 0.00 |
| | 920 | Autres impôts | 680.00 | 0.048 | 1.75 | 54'470.25 | 3.774 | 140.39 |
| | 940 | Fonds de péréquation | 0.00 | 0.000 | 0.00 | 237'468.00 | 16.451 | 612.03 |
| | | Totaux | 1'404'004.56 | 100.00 | 3'618.57 | 1'443'474.00 | 100.00 | 3'720.29 |
| | | Excédent de produits | 39'469.44 | | | | | |
| | | | 1'443'474.00 | | | 1'443'474.00 | | |

GRANDFONTAINE

INDICATEURS FINANCIERS 2013 – 2017

| | 2013 | 2014 | 2015 | 2016 | 2017 | Moyenne |
|---------------------------------------|------------|------------|------------|------------|------------|-------------------|
| Autofinancement (en fr.) | -33'962.10 | 190'093.88 | 150'027.26 | 158'186.50 | 107'753.00 | 114'419.71 |
| Degré d'autofinancement (%) | 0.00 | 641.86 | 1'480.87 | 0.00 | 70.32 | 438.61 |
| Capacité d'autofinancement (%) | -3.13 | 15.68 | 11.34 | 11.96 | 7.61 | 8.69 |



Une capacité d'autofinancement de :

- Moins de 10% est considéré comme mauvaise
- De 10% à 20% est considéré comme moyenne à bonne
- Plus de 20% est considéré comme très bonne

MOVELIER
420 habitants

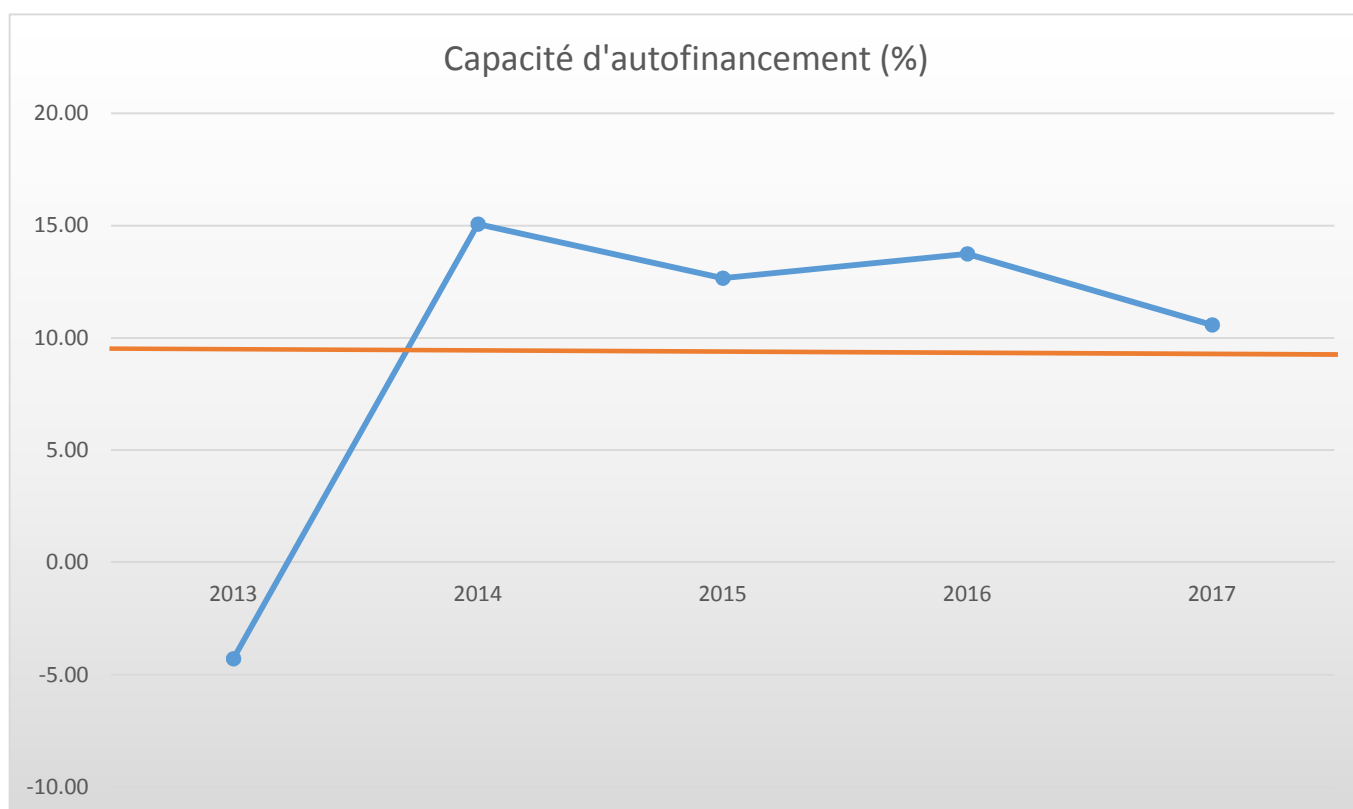
| Movelier | | Charges | en % | Fr./hab. | Produits | en% | Fr./hab. |
|----------|-------------------------------------|-------------------|---------------|-----------------|------------------|--------------|---------------|
| 1 | Autorité | 183'743.34 | 13.886 | 437.48 | 12'778.15 | 0.962 | 30.42 |
| 100 | Communes, votations, élections | 3'468.05 | 0.262 | 8.26 | 0.00 | 0.000 | 0.00 |
| 110 | Conseil général/de Ville | 0.00 | 0.000 | 0.00 | 0.00 | 0.000 | 0.00 |
| 111 | Conseil communal | 29'753.05 | 2.249 | 70.84 | 2'000.00 | 0.151 | 4.76 |
| 112 | Commissions | 11'161.65 | 0.844 | 26.58 | 0.00 | 0.000 | 0.00 |
| 115 | Personnel administratif | 71'585.85 | 5.410 | 170.44 | 5'500.00 | 0.414 | 13.10 |
| 116 | Charges du personnel | 35'218.80 | 2.662 | 83.85 | 119.00 | 0.009 | 0.28 |
| 130 | Frais administratifs | 32'555.94 | 2.460 | 77.51 | 5'159.15 | 0.388 | 12.28 |
| 170 | Emoluments | 0.00 | 0.000 | 0.00 | 0.00 | 0.000 | 0.00 |
| 2 | Travaux publics | 140'222.70 | 10.597 | 333.86 | 97'384.50 | 7.331 | 231.87 |
| 200 | Entretien des routes | 115'417.90 | 8.722 | 274.80 | 75'951.00 | 5.717 | 180.84 |
| 201 | Ouvrages collectifs | 0.00 | 0.000 | 0.00 | 0.00 | 0.000 | 0.00 |
| 205 | Eclairage public | 20'997.80 | 1.587 | 49.99 | 21'433.50 | 1.613 | 51.03 |
| 206 | Horloge public | 0.00 | 0.000 | 0.00 | 0.00 | 0.000 | 0.00 |
| 210 | Cours d'eau | 0.00 | 0.000 | 0.00 | 0.00 | 0.000 | 0.00 |
| 230 | Cadastre | 3'807.00 | 0.288 | 9.06 | 0.00 | 0.000 | 0.00 |
| 240 | Aménagement du territoire | 0.00 | 0.000 | 0.00 | 0.00 | 0.000 | 0.00 |
| 3 | Affaire juridique, police | 1'925.68 | 0.146 | 4.58 | 0.00 | 0.000 | 0.00 |
| 310 | Police communale | 0.00 | 0.000 | 0.00 | 0.00 | 0.000 | 0.00 |
| 330 | Cantonnement | 180.00 | 0.014 | 0.43 | 0.00 | 0.000 | 0.00 |
| 340 | Protection civil | 1'745.68 | 0.132 | 4.16 | 0.00 | 0.000 | 0.00 |
| 4 | Hygiène publique | 0.00 | 0.000 | 0.00 | 0.00 | 0.000 | 0.00 |
| 400 | Police des denrées | 0.00 | 0.000 | 0.00 | 0.00 | 0.000 | 0.00 |
| 410 | Police sanitaire | 0.00 | 0.000 | 0.00 | 0.00 | 0.000 | 0.00 |
| 415 | Arrondissement de sépulture | 0.00 | 0.000 | 0.00 | 0.00 | 0.000 | 0.00 |
| 5 | Instruction | 494'816.10 | 37.395 | 1'178.13 | 8'894.00 | 0.669 | 21.18 |
| 510 | Service de l'école/école primaire | 22'489.75 | 1.700 | 53.55 | 8'894.00 | 0.669 | 21.18 |
| 511 | Transport scolaire | 5'300.00 | 0.401 | 12.62 | 0.00 | 0.000 | 0.00 |
| 512 | Places de jeu/Halles de gym | 36'695.85 | 2.773 | 87.37 | 0.00 | 0.000 | 0.00 |
| 520 | Ecole secondaire | 38'587.60 | 2.916 | 91.88 | 0.00 | 0.000 | 0.00 |
| 530 | Colonie de vacances | 0.00 | 0.000 | 0.00 | 0.00 | 0.000 | 0.00 |
| 540 | Ecole ménagère | 0.00 | 0.000 | 0.00 | 0.00 | 0.000 | 0.00 |
| 570 | Ecole enfantine | 0.00 | 0.000 | 0.00 | 0.00 | 0.000 | 0.00 |
| 580 | Contr. écolage, piscine, biblio ... | 6'855.15 | 0.518 | 16.32 | 0.00 | 0.000 | 0.00 |
| 590 | Contribution pour instruction | 384'887.75 | 29.087 | 916.40 | 0.00 | 0.000 | 0.00 |
| 6 | Action sociale | 268'181.85 | 20.267 | 638.53 | 1'977.00 | 0.149 | 4.71 |
| 600 | Secours | 1'601.10 | 0.121 | 3.81 | 73.00 | 0.005 | 0.17 |
| 610 | Service dentaire | 82.10 | 0.006 | 0.20 | 0.00 | 0.000 | 0.00 |
| 620 | Autres institutions | 195.50 | 0.015 | 0.47 | 0.00 | 0.000 | 0.00 |
| 630 | Foyers communaux | 8'069.05 | 0.610 | 19.21 | 0.00 | 0.000 | 0.00 |
| 640 | Crèches, UAPE | 0.00 | 0.000 | 0.00 | 0.00 | 0.000 | 0.00 |
| 650 | Répartition des charges | 135'469.00 | 10.238 | 322.55 | 0.00 | 0.000 | 0.00 |
| 659 | AVS, off. logement, chômage etc | 122'765.10 | 9.278 | 292.30 | 1'904.00 | 0.143 | 4.53 |
| 665 | Contr. institution publique | 0.00 | 0.000 | 0.00 | 0.00 | 0.000 | 0.00 |

| Movelier | | Charges | en % | Fr./hab. | Produits | en% | Fr./hab. |
|----------|----------------------------------|---------------------|---------------|-----------------|---------------------|---------------|-----------------|
| 7 | Economie publique | 8'729.10 | 0.660 | 20.78 | 644.45 | 0.049 | 1.53 |
| | 700 Foires, marchés | 0.00 | 0.000 | 0.00 | 0.00 | 0.000 | 0.00 |
| | 710 Tourisme | 7'511.55 | 0.568 | 17.88 | 644.45 | 0.049 | 1.53 |
| | 720 Agriculture | 1'217.55 | 0.092 | 2.90 | 0.00 | 0.000 | 0.00 |
| | 740 Développement économique | 0.00 | 0.000 | 0.00 | 0.00 | 0.000 | 0.00 |
| 8 | Finances | 185'053.35 | 13.985 | 440.60 | 38'198.20 | 2.875 | 90.95 |
| | 810 Intérêts courts termes | 8'842.80 | 0.668 | 21.05 | 0.00 | 0.000 | 0.00 |
| | 811 Intérêts longs termes | 21'223.25 | 1.604 | 50.53 | 0.00 | 0.000 | 0.00 |
| | 820 Amortissements | 124'350.00 | 9.397 | 296.07 | 2'250.00 | 0.169 | 5.36 |
| | 825 Charges d'immeubles | 29'538.20 | 2.232 | 70.33 | 6'305.00 | 0.475 | 15.01 |
| | 826 Pâturages | 0.00 | 0.000 | 0.00 | 0.00 | 0.000 | 0.00 |
| | 830 Subventions et contributions | 941.00 | 0.071 | 2.24 | 0.00 | 0.000 | 0.00 |
| | 840 Intérêts actifs | 158.10 | 0.012 | 0.38 | 163.20 | 0.012 | 0.39 |
| | 850 Rendement des immeubles | 0.00 | 0.000 | 0.00 | 29'480.00 | 2.219 | 70.19 |
| | 855 Provisions, réserves, fonds | 0.00 | 0.000 | 0.00 | 0.00 | 0.000 | 0.00 |
| | 860 Subventions | 0.00 | 0.000 | 0.00 | 0.00 | 0.000 | 0.00 |
| | 870 Gains vente fortune | 0.00 | 0.000 | 0.00 | 0.00 | 0.000 | 0.00 |
| | 875 Divers | 0.00 | 0.000 | 0.00 | 0.00 | 0.000 | 0.00 |
| 9 | Imposition | 40'558.35 | 3.065 | 96.57 | 1'168'581.80 | 87.965 | 2'782.34 |
| | 910 Impôts ordinaires | 0.00 | 0.000 | 0.00 | 869'041.65 | 65.417 | 2'069.15 |
| | 911 Variation d'impôts | 20'087.00 | 1.518 | 47.83 | 33'505.25 | 2.522 | 79.77 |
| | 912 Partage d'impôts | 1'076.65 | 0.081 | 2.56 | 6'172.20 | 0.465 | 14.70 |
| | 915 Elimination d'impôts | 18'674.70 | 1.411 | 44.46 | 0.00 | 0.000 | 0.00 |
| | 920 Autres impôts | 720.00 | 0.054 | 1.71 | 57'416.70 | 4.322 | 136.71 |
| | 940 Fonds de péréquation | 0.00 | 0.000 | 0.00 | 202'446.00 | 15.239 | 482.01 |
| | Totaux | 1'323'230.47 | 100.00 | 3'150.55 | 1'328'458.10 | 100.00 | 3'163.00 |
| | Excédent de produits | 5'227.63 | | | | | |
| | | 1'328'458.10 | | | 1'328'458.10 | | |

MOVELIER

INDICATEURS FINANCIERS 2013 – 2017

| | 2013 | 2014 | 2015 | 2016 | 2017 | Moyenne |
|---------------------------------------|------------|------------|------------|------------|------------|-------------------|
| Autofinancement (en fr.) | -44'052.00 | 182'556.13 | 153'383.13 | 161'956.07 | 133'935.73 | 117'555.81 |
| Degré d'autofinancement (%) | 0.00 | 208.92 | 4'310.00 | -6'590.81 | 13.83 | -411.61 |
| Capacité d'autofinancement (%) | -4.28 | 15.07 | 12.66 | 13.74 | 10.58 | 9.55 |



Une capacité d'autofinancement de :

- Moins de 10% est considéré comme mauvaise
- De 10% à 20% est considéré comme moyenne à bonne
- Plus de 20% est considéré comme très bonne

COURCHAPOIX

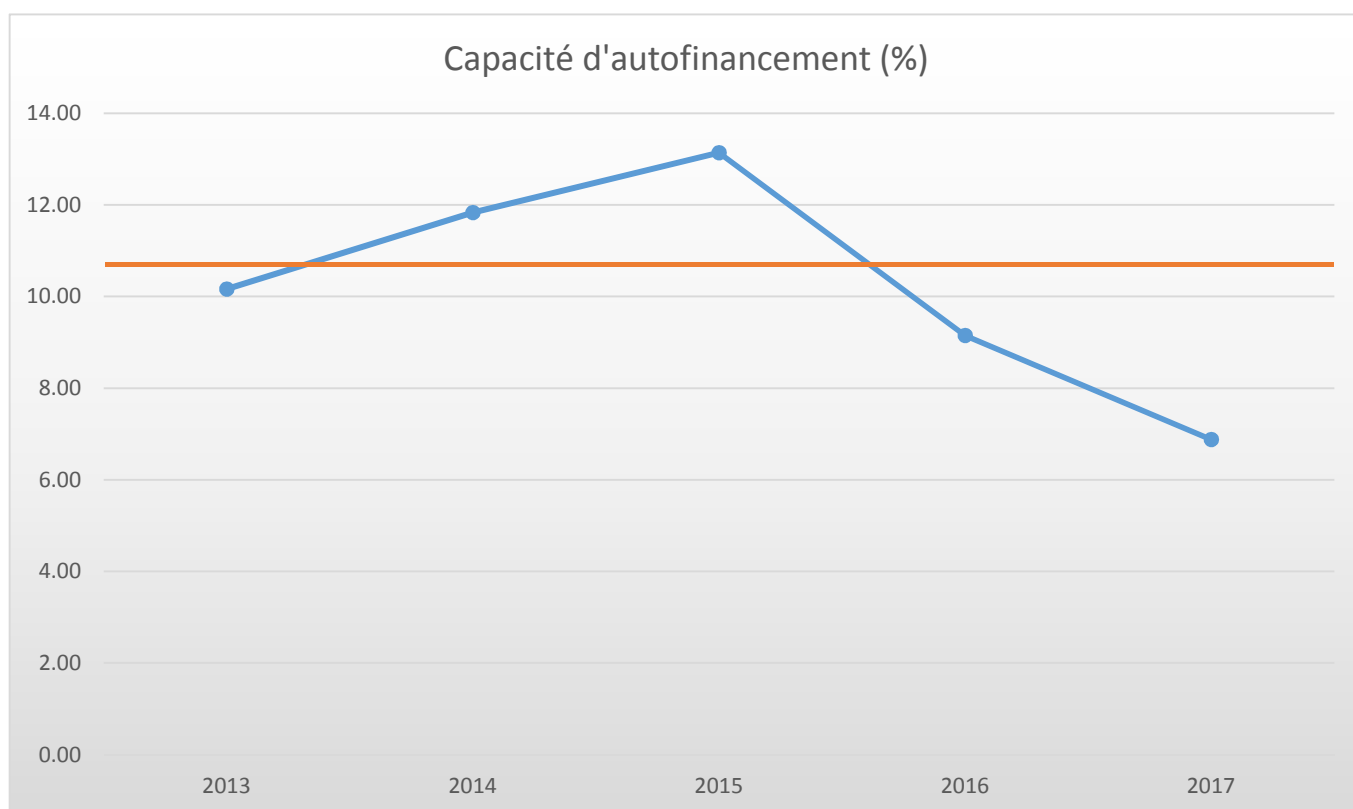
430 habitants

| Courchapoix | | | Charges | en % | Fr./hab. | Produits | en% | Fr./hab. |
|-------------|-----|--------------------------------------|-------------------|---------------|-----------------|-------------------|--------------|---------------|
| 1 | | Autorité | 240'562.70 | 13.976 | 559.45 | 64'192.44 | 3.781 | 149.28 |
| | 100 | Communes, votations, élections | 521.25 | 0.030 | 1.21 | 0.00 | 0.000 | 0.00 |
| | 110 | Conseil général/de Ville | 0.00 | 0.000 | 0.00 | 0.00 | 0.000 | 0.00 |
| | 111 | Conseil communal | 41'208.80 | 2.394 | 95.83 | 1'303.00 | 0.077 | 3.03 |
| | 112 | Commissions | 2'795.70 | 0.162 | 6.50 | 0.00 | 0.000 | 0.00 |
| | 115 | Personnel administratif | 89'981.25 | 5.228 | 209.26 | 17'420.00 | 1.026 | 40.51 |
| | 116 | Charges du personnel | 70'706.05 | 4.108 | 164.43 | 35'756.25 | 2.106 | 83.15 |
| | 130 | Frais administratifs | 35'349.65 | 2.054 | 82.21 | 3'787.85 | 0.223 | 8.81 |
| | 170 | Emoluments | 0.00 | 0.000 | 0.00 | 5'925.34 | 0.349 | 13.78 |
| 2 | | Travaux publics | 113'633.10 | 6.602 | 264.26 | 103'505.45 | 6.096 | 240.71 |
| | 200 | Entretien des routes | 76'234.05 | 4.429 | 177.29 | 61'631.65 | 3.630 | 143.33 |
| | 201 | Ouvrages collectifs | 0.00 | 0.000 | 0.00 | 0.00 | 0.000 | 0.00 |
| | 205 | Eclairage public | 19'609.25 | 1.139 | 45.60 | 19'792.20 | 1.166 | 46.03 |
| | 206 | Horloge public | 572.05 | 0.033 | 1.33 | 0.00 | 0.000 | 0.00 |
| | 210 | Cours d'eau | 0.00 | 0.000 | 0.00 | 0.00 | 0.000 | 0.00 |
| | 230 | Cadastre | 4'777.75 | 0.278 | 11.11 | 20'569.60 | 1.211 | 47.84 |
| | 240 | Aménagement du territoire | 12'440.00 | 0.723 | 28.93 | 1'512.00 | 0.089 | 3.52 |
| 3 | | Affaire juridique, police | 2'949.40 | 0.171 | 6.86 | 1'179.40 | 0.069 | 2.74 |
| | 310 | Police communale | 1'530.00 | 0.089 | 3.56 | 0.00 | 0.000 | 0.00 |
| | 330 | Cantonnement | 240.00 | 0.014 | 0.56 | 0.00 | 0.000 | 0.00 |
| | 340 | Protection civil | 1'179.40 | 0.069 | 2.74 | 1'179.40 | 0.069 | 2.74 |
| 4 | | Hygiène publique | 0.00 | 0.000 | 0.00 | 0.00 | 0.000 | 0.00 |
| | 400 | Police des denrées | 0.00 | 0.000 | 0.00 | 0.00 | 0.000 | 0.00 |
| | 410 | Police sanitaire | 0.00 | 0.000 | 0.00 | 0.00 | 0.000 | 0.00 |
| | 415 | Arrondissement de sépulture | 0.00 | 0.000 | 0.00 | 0.00 | 0.000 | 0.00 |
| 5 | | Instruction | 560'153.00 | 32.544 | 1'302.68 | 14'735.95 | 0.868 | 34.27 |
| | 510 | Service de l'école/école primaire | 23'922.65 | 1.390 | 55.63 | 988.00 | 0.058 | 2.30 |
| | 511 | Transport scolaire | 0.00 | 0.000 | 0.00 | 0.00 | 0.000 | 0.00 |
| | 512 | Places de jeu/Halles de gym | 43'893.35 | 2.550 | 102.08 | 2'055.00 | 0.121 | 4.78 |
| | 520 | Ecole secondaire | 43'564.10 | 2.531 | 101.31 | 11'692.95 | 0.689 | 27.19 |
| | 530 | Colonie de vacances | 0.00 | 0.000 | 0.00 | 0.00 | 0.000 | 0.00 |
| | 540 | Ecole ménagère | 0.00 | 0.000 | 0.00 | 0.00 | 0.000 | 0.00 |
| | 570 | Ecole enfantine | 0.00 | 0.000 | 0.00 | 0.00 | 0.000 | 0.00 |
| | 580 | Contr. écologie, piscine, biblio ... | 11'694.00 | 0.679 | 27.20 | 0.00 | 0.000 | 0.00 |
| | 590 | Contribution pour instruction | 437'078.90 | 25.394 | 1'016.46 | 0.00 | 0.000 | 0.00 |
| 6 | | Action sociale | 399'565.10 | 23.214 | 929.22 | 60'017.40 | 3.535 | 139.58 |
| | 600 | Secours | 149'359.25 | 8.678 | 347.35 | 55'571.80 | 3.273 | 129.24 |
| | 610 | Service dentaire | 956.35 | 0.056 | 2.22 | 0.00 | 0.000 | 0.00 |
| | 620 | Autres institutions | 222.00 | 0.013 | 0.52 | 0.00 | 0.000 | 0.00 |
| | 630 | Foyers communaux | 4'804.40 | 0.279 | 11.17 | 2'402.20 | 0.141 | 5.59 |
| | 640 | Crèches, UAPE | 0.00 | 0.000 | 0.00 | 0.00 | 0.000 | 0.00 |
| | 650 | Répartition des charges | 105'974.70 | 6.157 | 246.45 | 0.00 | 0.000 | 0.00 |
| | 659 | AVS, off. logement, chômage etc | 138'248.40 | 8.032 | 321.51 | 2'043.40 | 0.120 | 4.75 |
| | 665 | Contr. institution publique | 0.00 | 0.000 | 0.00 | 0.00 | 0.000 | 0.00 |

| Courchapoix | | | Charges | en % | Fr./hab. | Produits | en% | Fr./hab. |
|-------------|-----|------------------------------|---------------------|---------------|-----------------|---------------------|---------------|-----------------|
| 7 | | Economie publique | 10'678.60 | 0.620 | 24.83 | 0.00 | 0.000 | 0.00 |
| | 700 | Foires, marchés | 0.00 | 0.000 | 0.00 | 0.00 | 0.000 | 0.00 |
| | 710 | Tourisme | 9'204.00 | 0.535 | 21.40 | 0.00 | 0.000 | 0.00 |
| | 720 | Agriculture | 1'474.60 | 0.086 | 3.43 | 0.00 | 0.000 | 0.00 |
| | 740 | Développement économique | 0.00 | 0.000 | 0.00 | 0.00 | 0.000 | 0.00 |
| 8 | | Finances | 260'052.20 | 15.109 | 604.77 | 185'242.45 | 10.910 | 430.80 |
| | 810 | Intérêts courts termes | 5'690.45 | 0.331 | 13.23 | 0.00 | 0.000 | 0.00 |
| | 811 | Intérêts longs termes | 22'882.35 | 1.329 | 53.21 | 20.00 | 0.001 | 0.05 |
| | 820 | Amortissements | 62'017.40 | 3.603 | 144.23 | 42.25 | 0.002 | 0.10 |
| | 825 | Charges d'immeubles | 168'411.75 | 9.784 | 391.66 | 14'905.05 | 0.878 | 34.66 |
| | 826 | Pâturages | 0.00 | 0.000 | 0.00 | 0.00 | 0.000 | 0.00 |
| | 830 | Subventions et contributions | 0.00 | 0.000 | 0.00 | 0.00 | 0.000 | 0.00 |
| | 840 | Intérêts actifs | 42.25 | 0.002 | 0.10 | 9'232.00 | 0.544 | 21.47 |
| | 850 | Rendement des immeubles | 1'008.00 | 0.059 | 2.34 | 161'043.15 | 9.484 | 374.52 |
| | 855 | Provisions, réserves, fonds | 0.00 | 0.000 | 0.00 | 0.00 | 0.000 | 0.00 |
| | 860 | Subventions | 0.00 | 0.000 | 0.00 | 0.00 | 0.000 | 0.00 |
| | 870 | Gains vente fortune | 0.00 | 0.000 | 0.00 | 0.00 | 0.000 | 0.00 |
| | 875 | Divers | 0.00 | 0.000 | 0.00 | 0.00 | 0.000 | 0.00 |
| 9 | | Imposition | 133'616.90 | 7.763 | 310.74 | 1'269'104.45 | 74.742 | 2'951.41 |
| | 910 | Impôts ordinaires | 56'631.00 | 3.290 | 131.70 | 964'505.85 | 56.803 | 2'243.04 |
| | 911 | Variation d'impôts | 66'586.80 | 3.869 | 154.85 | 68'437.25 | 4.031 | 159.16 |
| | 912 | Partage d'impôts | 7'001.15 | 0.407 | 16.28 | 1'048.30 | 0.062 | 2.44 |
| | 915 | Elimination d'impôts | 0.00 | 0.000 | 0.00 | 0.00 | 0.000 | 0.00 |
| | 920 | Autres impôts | 3'397.95 | 0.197 | 7.90 | 65'662.55 | 3.867 | 152.70 |
| | 940 | Fonds de péréquation | 0.00 | 0.000 | 0.00 | 169'450.50 | 9.980 | 394.07 |
| | | Totaux | 1'721'211.00 | 100.00 | 4'002.82 | 1'697'977.54 | 100.00 | 3'948.78 |
| | | Excédent de charges | | | | 23'233.46 | | |
| | | | 1'721'211.00 | | | 1'721'211.00 | | |

COURCHAPOIX
INDICATEURS FINANCIERS 2013 – 2017

| | 2013 | 2014 | 2015 | 2016 | 2017 | Moyenne |
|---------------------------------------|------------|------------|------------|------------|------------|-------------------|
| Autofinancement (en fr.) | 143'395.00 | 177'046.93 | 181'227.00 | 140'402.00 | 112'915.64 | 150'997.31 |
| Degré d'autofinancement (%) | 298.95 | 122.33 | 115.51 | 134.92 | 94.53 | 153.25 |
| Capacité d'autofinancement (%) | 10.16 | 11.83 | 13.14 | 9.15 | 6.88 | 10.23 |



Une capacité d'autofinancement de :

- Moins de 10% est considéré comme mauvaise
- De 10% à 20% est considéré comme moyenne à bonne
- Plus de 20% est considéré comme très bonne

SOYHIERES

448 habitants

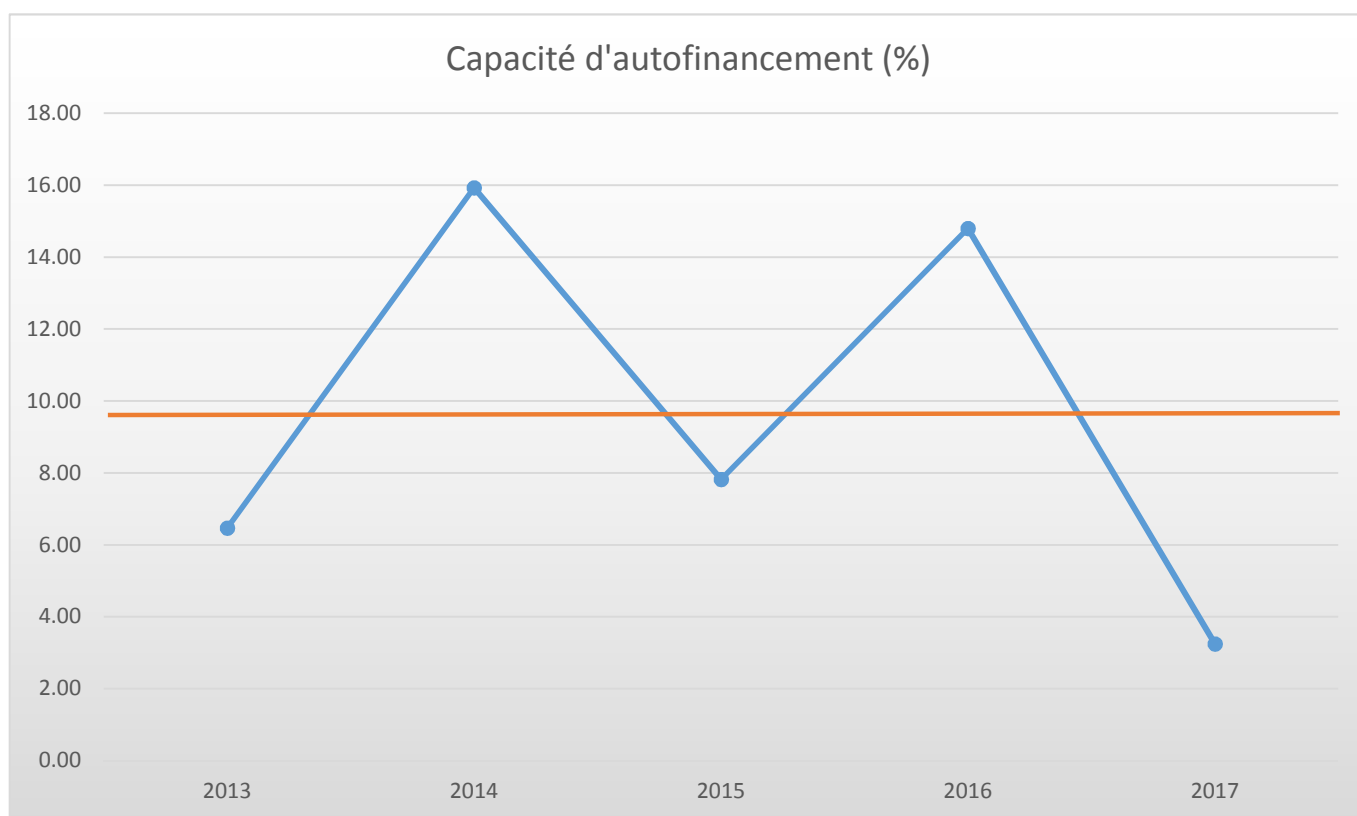
| Soyhières | | | Charges | en % | Fr./hab. | Produits | en% | Fr./hab. |
|-----------|-----|--------------------------------------|-------------------|---------------|-----------------|-------------------|--------------|---------------|
| 1 | | Autorité | 305'148.48 | 14.958 | 681.14 | 49'729.05 | 2.426 | 111.00 |
| | 100 | Communes, votations, élections | 890.20 | 0.044 | 1.99 | 0.00 | 0.000 | 0.00 |
| | 110 | Conseil général/de Ville | 0.00 | 0.000 | 0.00 | 0.00 | 0.000 | 0.00 |
| | 111 | Conseil communal | 46'426.55 | 2.276 | 103.63 | 0.00 | 0.000 | 0.00 |
| | 112 | Commissions | 8'844.60 | 0.434 | 19.74 | 0.00 | 0.000 | 0.00 |
| | 115 | Personnel administratif | 112'842.95 | 5.532 | 251.88 | 0.00 | 0.000 | 0.00 |
| | 116 | Charges du personnel | 83'435.95 | 4.090 | 186.24 | 41'047.65 | 2.002 | 91.62 |
| | 130 | Frais administratifs | 50'498.48 | 2.475 | 112.72 | 759.30 | 0.037 | 1.69 |
| | 170 | Emoluments | 2'209.75 | 0.108 | 4.93 | 7'922.10 | 0.386 | 17.68 |
| 2 | | Travaux publics | 166'794.75 | 8.176 | 372.31 | 100'433.90 | 4.899 | 224.18 |
| | 200 | Entretien des routes | 144'209.05 | 7.069 | 321.90 | 56'807.35 | 2.771 | 126.80 |
| | 201 | Ouvrages collectifs | 200.00 | 0.010 | 0.45 | 0.00 | 0.000 | 0.00 |
| | 205 | Eclairage public | 9'666.50 | 0.474 | 21.58 | 27'326.20 | 1.333 | 61.00 |
| | 206 | Horloge public | 0.00 | 0.000 | 0.00 | 0.00 | 0.000 | 0.00 |
| | 210 | Cours d'eau | 3'768.00 | 0.185 | 8.41 | 0.00 | 0.000 | 0.00 |
| | 230 | Cadastre | 421.20 | 0.021 | 0.94 | 16'300.35 | 0.795 | 36.38 |
| | 240 | Aménagement du territoire | 8'530.00 | 0.418 | 19.04 | 0.00 | 0.000 | 0.00 |
| 3 | | Affaire juridique, police | 3'579.20 | 0.175 | 7.99 | 0.00 | 0.000 | 0.00 |
| | 310 | Police communale | 0.00 | 0.000 | 0.00 | 0.00 | 0.000 | 0.00 |
| | 330 | Cantonnement | 150.00 | 0.007 | 0.33 | 0.00 | 0.000 | 0.00 |
| | 340 | Protection civil | 3'429.20 | 0.168 | 7.65 | 0.00 | 0.000 | 0.00 |
| 4 | | Hygiène publique | 0.00 | 0.000 | 0.00 | 0.00 | 0.000 | 0.00 |
| | 400 | Police des denrées | 0.00 | 0.000 | 0.00 | 0.00 | 0.000 | 0.00 |
| | 410 | Police sanitaire | 0.00 | 0.000 | 0.00 | 0.00 | 0.000 | 0.00 |
| | 415 | Arrondissement de sépulture | 0.00 | 0.000 | 0.00 | 0.00 | 0.000 | 0.00 |
| 5 | | Instruction | 834'465.75 | 40.905 | 1'862.65 | 185'506.55 | 9.049 | 414.08 |
| | 510 | Service de l'école/école primaire | 55'697.70 | 2.730 | 124.33 | 8'543.90 | 0.417 | 19.07 |
| | 511 | Transport scolaire | 113'869.00 | 5.582 | 254.17 | 112'457.25 | 5.486 | 251.02 |
| | 512 | Places de jeu/Halles de gym | 144'806.90 | 7.098 | 323.23 | 46'954.00 | 2.290 | 104.81 |
| | 520 | Ecole secondaire | 44'269.45 | 2.170 | 98.82 | 0.00 | 0.000 | 0.00 |
| | 530 | Colonie de vacances | 0.00 | 0.000 | 0.00 | 0.00 | 0.000 | 0.00 |
| | 540 | Ecole ménagère | 854.85 | 0.042 | 1.91 | 17'551.40 | 0.856 | 39.18 |
| | 570 | Ecole enfantine | 0.00 | 0.000 | 0.00 | 0.00 | 0.000 | 0.00 |
| | 580 | Contr. écologie, piscine, biblio ... | 20'190.00 | 0.990 | 45.07 | 0.00 | 0.000 | 0.00 |
| | 590 | Contribution pour instruction | 454'777.85 | 22.293 | 1'015.13 | 0.00 | 0.000 | 0.00 |
| 6 | | Action sociale | 412'494.60 | 20.220 | 920.75 | 152'802.85 | 7.454 | 341.08 |
| | 600 | Secours | 191'626.75 | 9.394 | 427.74 | 47'248.15 | 2.305 | 105.46 |
| | 610 | Service dentaire | 0.00 | 0.000 | 0.00 | 0.00 | 0.000 | 0.00 |
| | 620 | Autres institutions | 2'142.00 | 0.105 | 4.78 | 0.00 | 0.000 | 0.00 |
| | 630 | Foyers communaux | 6'209.25 | 0.304 | 13.86 | 2'856.20 | 0.139 | 6.38 |
| | 640 | Crèches, UAPE | 73'000.00 | 3.578 | 162.95 | 0.00 | 0.000 | 0.00 |
| | 650 | Répartition des charges | 0.00 | 0.000 | 0.00 | 100'666.50 | 4.911 | 224.70 |
| | 659 | AVS, off. logement, chômage etc | 139'416.60 | 6.834 | 311.20 | 2'032.00 | 0.099 | 4.54 |
| | 665 | Contr. institution publique | 100.00 | 0.005 | 0.22 | 0.00 | 0.000 | 0.00 |

| Soyhières | | | Charges | en % | Fr./hab. | Produits | en% | Fr./hab. |
|-----------|-----|------------------------------|---------------------|---------------|-----------------|---------------------|---------------|-----------------|
| 7 | | Economie publique | 11'467.15 | 0.562 | 25.60 | 0.00 | 0.000 | 0.00 |
| | 700 | Foires, marchés | 0.00 | 0.000 | 0.00 | 0.00 | 0.000 | 0.00 |
| | 710 | Tourisme | 11'214.95 | 0.550 | 25.03 | 0.00 | 0.000 | 0.00 |
| | 720 | Agriculture | 252.20 | 0.012 | 0.56 | 0.00 | 0.000 | 0.00 |
| | 740 | Développement économique | 0.00 | 0.000 | 0.00 | 0.00 | 0.000 | 0.00 |
| 8 | | Finances | 164'283.30 | 8.053 | 366.70 | 52'108.60 | 2.542 | 116.31 |
| | 810 | Intérêts courts termes | 11'904.60 | 0.584 | 26.57 | 0.00 | 0.000 | 0.00 |
| | 811 | Intérêts longs termes | 29'555.40 | 1.449 | 65.97 | 0.00 | 0.000 | 0.00 |
| | 820 | Amortissements | 104'875.00 | 5.141 | 234.10 | 25'000.00 | 1.220 | 55.80 |
| | 825 | Charges d'immeubles | 15'171.00 | 0.744 | 33.86 | 0.00 | 0.000 | 0.00 |
| | 826 | Pâturages | 0.00 | 0.000 | 0.00 | 0.00 | 0.000 | 0.00 |
| | 830 | Subventions et contributions | 1'923.00 | 0.094 | 4.29 | 0.00 | 0.000 | 0.00 |
| | 840 | Intérêts actifs | 854.30 | 0.042 | 1.91 | 16'606.60 | 0.810 | 37.07 |
| | 850 | Rendement des immeubles | 0.00 | 0.000 | 0.00 | 10'502.00 | 0.512 | 23.44 |
| | 855 | Provisions, réserves, fonds | 0.00 | 0.000 | 0.00 | 0.00 | 0.000 | 0.00 |
| | 860 | Subventions | 0.00 | 0.000 | 0.00 | 0.00 | 0.000 | 0.00 |
| | 870 | Gains vente fortune | 0.00 | 0.000 | 0.00 | 0.00 | 0.000 | 0.00 |
| | 875 | Divers | 0.00 | 0.000 | 0.00 | 0.00 | 0.000 | 0.00 |
| 9 | | Imposition | 141'752.15 | 6.949 | 316.41 | 1'509'430.25 | 73.630 | 3'369.26 |
| | 910 | Impôts ordinaires | 0.00 | 0.000 | 0.00 | 1'301'417.75 | 63.483 | 2'904.95 |
| | 911 | Variation d'impôts | 31.00 | 0.002 | 0.07 | 163'972.65 | 7.999 | 366.01 |
| | 912 | Partage d'impôts | 100'853.15 | 4.944 | 225.12 | 1'330.90 | 0.065 | 2.97 |
| | 915 | Elimination d'impôts | 0.00 | 0.000 | 0.00 | 0.00 | 0.000 | 0.00 |
| | 920 | Autres impôts | 730.00 | 0.036 | 1.63 | 42'708.95 | 2.083 | 95.33 |
| | 940 | Fonds de péréquation | 40'138.00 | 1.968 | 89.59 | 0.00 | 0.000 | 0.00 |
| | | Totaux | 2'039'985.38 | 100.00 | 4'553.54 | 2'050'011.20 | 100.00 | 4'575.92 |
| | | Excédent de produits | 10'025.82 | | | | | |
| | | | 2'050'011.20 | | | 2'050'011.20 | | |

SOYHIERES

INDICATEURS FINANCIERS 2013 – 2017

| | 2013 | 2014 | 2015 | 2016 | 2017 | Moyenne |
|---------------------------------------|------------|------------|------------|------------|-----------|-------------------|
| Autofinancement (en fr.) | 130'536.53 | 354'459.74 | 165'906.19 | 347'232.33 | 64'052.42 | 212'437.44 |
| Degré d'autofinancement (%) | 36.04 | 224.00 | -2'415.68 | 181.25 | 102.77 | -374.32 |
| Capacité d'autofinancement (%) | 6.47 | 15.93 | 7.82 | 14.80 | 3.25 | 9.65 |



Une capacité d'autofinancement de :

- Moins de 10% est considéré comme mauvaise
- De 10% à 20% est considéré comme moyenne à bonne
- Plus de 20% est considéré comme très bonne

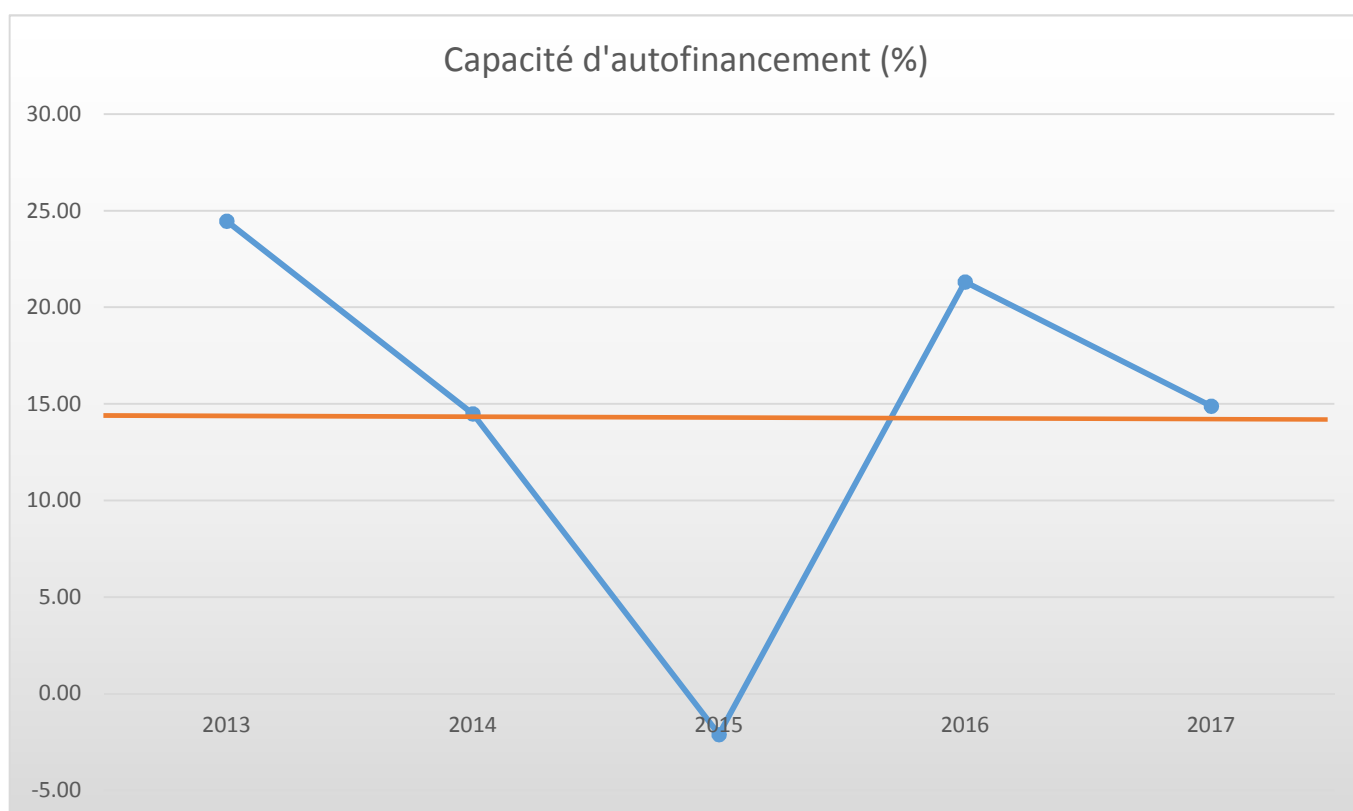
CHÂTILLON
481 habitants

| Châtillon | | Charges | en % | Fr./hab. | Produits | en% | Fr./hab. |
|-----------|--------------------------------------|-------------------|---------------|-----------------|------------------|--------------|--------------|
| 1 | Autorité | 102'851.30 | 7.513 | 213.83 | 6'768.85 | 0.451 | 14.07 |
| 100 | Communes, votations, élections | 140.00 | 0.010 | 0.29 | 0.00 | 0.000 | 0.00 |
| 110 | Conseil général/de Ville | 0.00 | 0.000 | 0.00 | 0.00 | 0.000 | 0.00 |
| 111 | Conseil communal | 26'013.05 | 1.900 | 54.08 | 0.00 | 0.000 | 0.00 |
| 112 | Commissions | 1'580.00 | 0.115 | 3.28 | 0.00 | 0.000 | 0.00 |
| 115 | Personnel administratif | 31'500.00 | 2.301 | 65.49 | 0.00 | 0.000 | 0.00 |
| 116 | Charges du personnel | 10'779.95 | 0.787 | 22.41 | 4'025.10 | 0.268 | 8.37 |
| 130 | Frais administratifs | 32'838.30 | 2.399 | 68.27 | 1'204.80 | 0.080 | 2.50 |
| 170 | Emoluments | 0.00 | 0.000 | 0.00 | 1'538.95 | 0.102 | 3.20 |
| 2 | Travaux publics | 87'796.50 | 6.413 | 182.53 | 21'727.95 | 1.447 | 45.17 |
| 200 | Entretien des routes | 68'831.85 | 5.028 | 143.10 | 110.40 | 0.007 | 0.23 |
| 201 | Ouvrages collectifs | 0.00 | 0.000 | 0.00 | 0.00 | 0.000 | 0.00 |
| 205 | Eclairage public | 16'338.15 | 1.193 | 33.97 | 21'617.55 | 1.440 | 44.94 |
| 206 | Horloge public | 0.00 | 0.000 | 0.00 | 0.00 | 0.000 | 0.00 |
| 210 | Cours d'eau | 2'213.50 | 0.162 | 4.60 | 0.00 | 0.000 | 0.00 |
| 230 | Cadastre | 63.00 | 0.005 | 0.13 | 0.00 | 0.000 | 0.00 |
| 240 | Aménagement du territoire | 350.00 | 0.026 | 0.73 | 0.00 | 0.000 | 0.00 |
| 3 | Affaire juridique, police | 6'418.95 | 0.469 | 13.35 | 0.00 | 0.000 | 0.00 |
| 310 | Police communale | 3'872.00 | 0.283 | 8.05 | 0.00 | 0.000 | 0.00 |
| 330 | Cantonnement | 0.00 | 0.000 | 0.00 | 0.00 | 0.000 | 0.00 |
| 340 | Protection civil | 2'546.95 | 0.186 | 5.30 | 0.00 | 0.000 | 0.00 |
| 4 | Hygiène publique | 48.30 | 0.004 | 0.10 | 0.00 | 0.000 | 0.00 |
| 400 | Police des denrées | 48.30 | 0.004 | 0.10 | 0.00 | 0.000 | 0.00 |
| 410 | Police sanitaire | 0.00 | 0.000 | 0.00 | 0.00 | 0.000 | 0.00 |
| 415 | Arrondissement de sépulture | 0.00 | 0.000 | 0.00 | 0.00 | 0.000 | 0.00 |
| 5 | Instruction | 625'094.30 | 45.661 | 1'299.57 | 11'979.65 | 0.798 | 24.91 |
| 510 | Service de l'école/école primaire | 31'406.80 | 2.294 | 65.29 | 3'073.00 | 0.205 | 6.39 |
| 511 | Transport scolaire | 0.00 | 0.000 | 0.00 | 0.00 | 0.000 | 0.00 |
| 512 | Places de jeu/Halles de gym | 50'218.00 | 3.668 | 104.40 | 4'960.00 | 0.330 | 10.31 |
| 520 | Ecole secondaire | 56'304.75 | 4.113 | 117.06 | 3'946.65 | 0.263 | 8.21 |
| 530 | Colonie de vacances | 0.00 | 0.000 | 0.00 | 0.00 | 0.000 | 0.00 |
| 540 | Ecole ménagère | 0.00 | 0.000 | 0.00 | 0.00 | 0.000 | 0.00 |
| 570 | Ecole enfantine | 0.00 | 0.000 | 0.00 | 0.00 | 0.000 | 0.00 |
| 580 | Contr. écologie, piscine, biblio ... | 12'530.20 | 0.915 | 26.05 | 0.00 | 0.000 | 0.00 |
| 590 | Contribution pour instruction | 474'634.55 | 34.670 | 986.77 | 0.00 | 0.000 | 0.00 |
| 6 | Action sociale | 357'630.55 | 26.124 | 743.51 | 26'879.05 | 1.790 | 55.88 |
| 600 | Secours | 23'380.30 | 1.708 | 48.61 | 23'501.65 | 1.565 | 48.86 |
| 610 | Service dentaire | 653.00 | 0.048 | 1.36 | 0.00 | 0.000 | 0.00 |
| 620 | Autres institutions | 0.00 | 0.000 | 0.00 | 0.00 | 0.000 | 0.00 |
| 630 | Foyers communaux | 3'195.00 | 0.233 | 6.64 | 1'000.00 | 0.067 | 2.08 |
| 640 | Crèches, UAPE | 0.00 | 0.000 | 0.00 | 0.00 | 0.000 | 0.00 |
| 650 | Répartition des charges | 180'648.00 | 13.196 | 375.57 | 0.00 | 0.000 | 0.00 |
| 659 | AVS, off. logement, chômage etc | 148'754.25 | 10.866 | 309.26 | 2'377.40 | 0.158 | 4.94 |
| 665 | Contr. institution publique | 1'000.00 | 0.073 | 2.08 | 0.00 | 0.000 | 0.00 |

| Châtillon | | Charges | en % | Fr./hab. | Produits | en% | Fr./hab. |
|-----------|----------------------------------|---------------------|---------------|-----------------|---------------------|---------------|-----------------|
| 7 | Economie publique | 6'776.30 | 0.495 | 14.09 | 4'029.85 | 0.268 | 8.38 |
| | 700 Foires, marchés | 0.00 | 0.000 | 0.00 | 0.00 | 0.000 | 0.00 |
| | 710 Tourisme | 6'601.00 | 0.482 | 13.72 | 0.00 | 0.000 | 0.00 |
| | 720 Agriculture | 175.30 | 0.013 | 0.36 | 4'029.85 | 0.268 | 8.38 |
| | 740 Développement économique | 0.00 | 0.000 | 0.00 | 0.00 | 0.000 | 0.00 |
| 8 | Finances | 168'565.25 | 12.313 | 350.45 | 162'083.20 | 10.795 | 336.97 |
| | 810 Intérêts courts termes | 0.00 | 0.000 | 0.00 | 0.00 | 0.000 | 0.00 |
| | 811 Intérêts longs termes | 43'643.65 | 3.188 | 90.74 | 0.00 | 0.000 | 0.00 |
| | 820 Amortissements | 44'018.55 | 3.215 | 91.51 | 0.00 | 0.000 | 0.00 |
| | 825 Charges d'immeubles | 48'499.80 | 3.543 | 100.83 | 0.00 | 0.000 | 0.00 |
| | 826 Pâturages | 0.00 | 0.000 | 0.00 | 0.00 | 0.000 | 0.00 |
| | 830 Subventions et contributions | 0.00 | 0.000 | 0.00 | 0.00 | 0.000 | 0.00 |
| | 840 Intérêts actifs | 1'476.25 | 0.108 | 3.07 | 10'237.20 | 0.682 | 21.28 |
| | 850 Rendement des immeubles | 0.00 | 0.000 | 0.00 | 151'846.00 | 10.113 | 315.69 |
| | 855 Provisions, réserves, fonds | 30'927.00 | 2.259 | 64.30 | 0.00 | 0.000 | 0.00 |
| | 860 Subventions | 0.00 | 0.000 | 0.00 | 0.00 | 0.000 | 0.00 |
| | 870 Gains vente fortune | 0.00 | 0.000 | 0.00 | 0.00 | 0.000 | 0.00 |
| | 875 Divers | 0.00 | 0.000 | 0.00 | 0.00 | 0.000 | 0.00 |
| 9 | Imposition | 13'812.80 | 1.009 | 28.72 | 1'267'953.65 | 84.450 | 2'636.08 |
| | 910 Impôts ordinaires | 0.00 | 0.000 | 0.00 | 1'036'027.25 | 69.003 | 2'153.90 |
| | 911 Variation d'impôts | 9'128.90 | 0.667 | 18.98 | 41'031.10 | 2.733 | 85.30 |
| | 912 Partage d'impôts | 3'113.90 | 0.227 | 6.47 | 3'788.15 | 0.252 | 7.88 |
| | 915 Elimination d'impôts | 910.00 | 0.066 | 1.89 | 0.00 | 0.000 | 0.00 |
| | 920 Autres impôts | 660.00 | 0.048 | 1.37 | 27'801.15 | 1.852 | 57.80 |
| | 940 Fonds de péréquation | 0.00 | 0.000 | 0.00 | 159'306.00 | 10.610 | 331.20 |
| | Totaux | 1'368'994.25 | 100.00 | 2'846.14 | 1'501'422.20 | 100.00 | 3'121.46 |
| | Excédent de produits | 132'427.95 | | | | | |
| | | 1'501'422.20 | | | 1'501'422.20 | | |

CHATILLON
INDICATEURS FINANCIERS 2013 – 2017

| | 2013 | 2014 | 2015 | 2016 | 2017 | Moyenne |
|---------------------------------------|------------|------------|------------|------------|------------|-------------------|
| Autofinancement (en fr.) | 372'562.55 | 200'349.75 | -25'351.30 | 327'015.40 | 221'270.80 | 219'169.44 |
| Degré d'autofinancement (%) | 694.79 | 1'061.62 | -126.99 | 186.75 | 195.39 | 402.31 |
| Capacité d'autofinancement (%) | 24.46 | 14.49 | -2.11 | 21.31 | 14.89 | 14.61 |



Une capacité d'autofinancement de :

- Moins de 10% est considéré comme mauvaise
- De 10% à 20% est considéré comme moyenne à bonne
- Plus de 20% est considéré comme très bonne

CORBAN
481 habitants

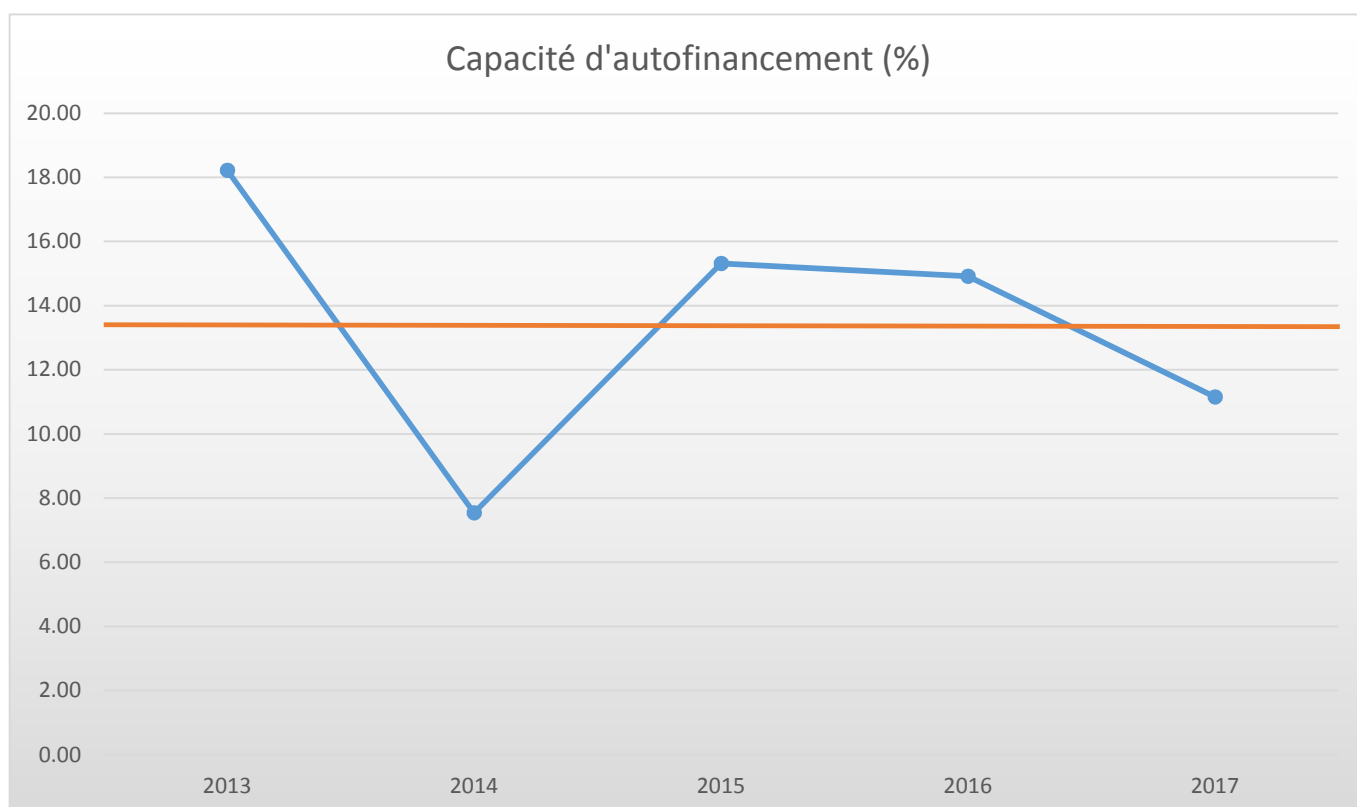
| Corban | | Charges | en % | Fr./hab. | Produits | en% | Fr./hab. |
|----------|-------------------------------------|-------------------|---------------|-----------------|-------------------|--------------|---------------|
| 1 | Autorité | 155'597.81 | 9.369 | 323.49 | 31'569.25 | 1.914 | 65.63 |
| 100 | Communes, votations, élections | 270.00 | 0.016 | 0.56 | 0.00 | 0.000 | 0.00 |
| 110 | Conseil général/de Ville | 0.00 | 0.000 | 0.00 | 0.00 | 0.000 | 0.00 |
| 111 | Conseil communal | 14'691.25 | 0.885 | 30.54 | 0.00 | 0.000 | 0.00 |
| 112 | Commissions | 1'894.25 | 0.114 | 3.94 | 0.00 | 0.000 | 0.00 |
| 115 | Personnel administratif | 67'013.25 | 4.035 | 139.32 | 3'611.35 | 0.219 | 7.51 |
| 116 | Charges du personnel | 50'285.70 | 3.028 | 104.54 | 18'485.40 | 1.121 | 38.43 |
| 130 | Frais administratifs | 21'443.36 | 1.291 | 44.58 | 4'463.00 | 0.271 | 9.28 |
| 170 | Emoluments | 0.00 | 0.000 | 0.00 | 5'009.50 | 0.304 | 10.41 |
| 2 | Travaux publics | 79'766.85 | 4.803 | 165.84 | 49'808.55 | 3.020 | 103.55 |
| 200 | Entretien des routes | 56'626.65 | 3.410 | 117.73 | 6'950.00 | 0.421 | 14.45 |
| 201 | Ouvrages collectifs | 6'843.40 | 0.412 | 14.23 | 6'843.40 | 0.415 | 14.23 |
| 205 | Eclairage public | 15'617.75 | 0.940 | 32.47 | 20'752.00 | 1.258 | 43.14 |
| 206 | Horloge public | 0.00 | 0.000 | 0.00 | 0.00 | 0.000 | 0.00 |
| 210 | Cours d'eau | 0.00 | 0.000 | 0.00 | 0.00 | 0.000 | 0.00 |
| 230 | Cadastre | 679.05 | 0.041 | 1.41 | 14'523.15 | 0.881 | 30.19 |
| 240 | Aménagement du territoire | 0.00 | 0.000 | 0.00 | 740.00 | 0.045 | 1.54 |
| 3 | Affaire juridique, police | 9'615.40 | 0.579 | 19.99 | 2'055.80 | 0.125 | 4.27 |
| 310 | Police communale | 1'077.50 | 0.065 | 2.24 | 0.00 | 0.000 | 0.00 |
| 330 | Cantonnement | 150.00 | 0.009 | 0.31 | 0.00 | 0.000 | 0.00 |
| 340 | Protection civil | 8'387.90 | 0.505 | 17.44 | 2'055.80 | 0.125 | 4.27 |
| 4 | Hygiène publique | 0.00 | 0.000 | 0.00 | 0.00 | 0.000 | 0.00 |
| 400 | Police des denrées | 0.00 | 0.000 | 0.00 | 0.00 | 0.000 | 0.00 |
| 410 | Police sanitaire | 0.00 | 0.000 | 0.00 | 0.00 | 0.000 | 0.00 |
| 415 | Arrondissement de sépulture | 0.00 | 0.000 | 0.00 | 0.00 | 0.000 | 0.00 |
| 5 | Instruction | 699'514.75 | 42.121 | 1'454.29 | 109'414.15 | 6.634 | 227.47 |
| 510 | Service de l'école/école primaire | 23'502.95 | 1.415 | 48.86 | 1'653.00 | 0.100 | 3.44 |
| 511 | Transport scolaire | 89'857.80 | 5.411 | 186.81 | 83'757.80 | 5.079 | 174.13 |
| 512 | Places de jeu/Halles de gym | 51'127.70 | 3.079 | 106.29 | 16'478.10 | 0.999 | 34.26 |
| 520 | Ecole secondaire | 46'495.85 | 2.800 | 96.66 | 7'525.25 | 0.456 | 15.65 |
| 530 | Colonie de vacances | 0.00 | 0.000 | 0.00 | 0.00 | 0.000 | 0.00 |
| 540 | Ecole ménagère | 0.00 | 0.000 | 0.00 | 0.00 | 0.000 | 0.00 |
| 570 | Ecole enfantine | 2'793.15 | 0.168 | 5.81 | 0.00 | 0.000 | 0.00 |
| 580 | Contr. écolage, piscine, biblio ... | 28'002.90 | 1.686 | 58.22 | 0.00 | 0.000 | 0.00 |
| 590 | Contribution pour instruction | 457'734.40 | 27.562 | 951.63 | 0.00 | 0.000 | 0.00 |
| 6 | Action sociale | 422'137.15 | 25.419 | 877.62 | 64'494.95 | 3.911 | 134.09 |
| 600 | Secours | 109'228.60 | 6.577 | 227.09 | 7'231.10 | 0.438 | 15.03 |
| 610 | Service dentaire | 3'197.50 | 0.193 | 6.65 | 0.00 | 0.000 | 0.00 |
| 620 | Autres institutions | 1'865.50 | 0.112 | 3.88 | 0.00 | 0.000 | 0.00 |
| 630 | Foyers communaux | 1'712.80 | 0.103 | 3.56 | 0.00 | 0.000 | 0.00 |
| 640 | Crèches, UAPE | 0.00 | 0.000 | 0.00 | 0.00 | 0.000 | 0.00 |
| 650 | Répartition des charges | 156'742.95 | 9.438 | 325.87 | 55'130.65 | 3.343 | 114.62 |
| 659 | AVS, off. logement, chômage etc | 149'289.80 | 8.989 | 310.37 | 2'133.20 | 0.129 | 4.43 |
| 665 | Contr. institution publique | 100.00 | 0.006 | 0.21 | 0.00 | 0.000 | 0.00 |

| Corban | | | Charges | en % | Fr./hab. | Produits | en% | Fr./hab. |
|----------|-----|------------------------------|---------------------|---------------|-----------------|---------------------|---------------|-----------------|
| 7 | | Economie publique | 9'059.00 | 0.545 | 18.83 | 0.00 | 0.000 | 0.00 |
| | 700 | Foires, marchés | 0.00 | 0.000 | 0.00 | 0.00 | 0.000 | 0.00 |
| | 710 | Tourisme | 8'709.00 | 0.524 | 18.11 | 0.00 | 0.000 | 0.00 |
| | 720 | Agriculture | 350.00 | 0.021 | 0.73 | 0.00 | 0.000 | 0.00 |
| | 740 | Développement économique | 0.00 | 0.000 | 0.00 | 0.00 | 0.000 | 0.00 |
| 8 | | Finances | 177'508.57 | 10.689 | 369.04 | 32'298.75 | 1.958 | 67.15 |
| | 810 | Intérêts courts termes | 3'749.77 | 0.226 | 7.80 | 0.00 | 0.000 | 0.00 |
| | 811 | Intérêts longs termes | 25'662.35 | 1.545 | 53.35 | 0.00 | 0.000 | 0.00 |
| | 820 | Amortissements | 137'267.15 | 8.265 | 285.38 | 732.00 | 0.044 | 1.52 |
| | 825 | Charges d'immeubles | 7'399.50 | 0.446 | 15.38 | 407.60 | 0.025 | 0.85 |
| | 826 | Pâturages | 0.00 | 0.000 | 0.00 | 0.00 | 0.000 | 0.00 |
| | 830 | Subventions et contributions | 3'316.70 | 0.200 | 6.90 | 300.00 | 0.018 | 0.62 |
| | 840 | Intérêts actifs | 113.10 | 0.007 | 0.24 | 9'455.10 | 0.573 | 19.66 |
| | 850 | Rendement des immeubles | 0.00 | 0.000 | 0.00 | 21'404.05 | 1.298 | 44.50 |
| | 855 | Provisions, réserves, fonds | 0.00 | 0.000 | 0.00 | 0.00 | 0.000 | 0.00 |
| | 860 | Subventions | 0.00 | 0.000 | 0.00 | 0.00 | 0.000 | 0.00 |
| | 870 | Gains vente fortune | 0.00 | 0.000 | 0.00 | 0.00 | 0.000 | 0.00 |
| | 875 | Divers | 0.00 | 0.000 | 0.00 | 0.00 | 0.000 | 0.00 |
| 9 | | Imposition | 107'533.60 | 6.475 | 223.56 | 1'359'582.35 | 82.438 | 2'826.57 |
| | 910 | Impôts ordinaires | 0.00 | 0.000 | 0.00 | 962'180.15 | 58.341 | 2'000.37 |
| | 911 | Variation d'impôts | 79'243.15 | 4.772 | 164.75 | 20'555.95 | 1.246 | 42.74 |
| | 912 | Partage d'impôts | 14'272.55 | 0.859 | 29.67 | 643.55 | 0.039 | 1.34 |
| | 915 | Elimination d'impôts | 13'437.90 | 0.809 | 27.94 | 0.00 | 0.000 | 0.00 |
| | 920 | Autres impôts | 580.00 | 0.035 | 1.21 | 108'732.70 | 6.593 | 226.06 |
| | 940 | Fonds de péréquation | 0.00 | 0.000 | 0.00 | 267'470.00 | 16.218 | 556.07 |
| | | Totaux | 1'660'733.13 | 100.00 | 3'452.67 | 1'649'223.80 | 100.00 | 3'428.74 |
| | | Excédent de charges | | | | 11'509.33 | | |
| | | | 1'660'733.13 | | | 1'660'733.13 | | |

CORBAN

INDICATEURS FINANCIERS 2013 – 2017

| | 2013 | 2014 | 2015 | 2016 | 2017 | Moyenne |
|---------------------------------------|------------|------------|------------|------------|------------|-------------------|
| Autofinancement (en fr.) | 284'150.64 | 104'055.12 | 231'096.78 | 233'913.33 | 183'685.72 | 207'380.32 |
| Degré d'autofinancement (%) | 110.26 | 628.49 | 185.07 | -1'059.39 | 83.50 | -10.41 |
| Capacité d'autofinancement (%) | 18.22 | 7.54 | 15.32 | 14.92 | 11.15 | 13.43 |



Une capacité d'autofinancement de :

- Moins de 10% est considéré comme mauvaise
- De 10% à 20% est considéré comme moyenne à bonne
- Plus de 20% est considéré comme très bonne

MERVELIER

490 habitants

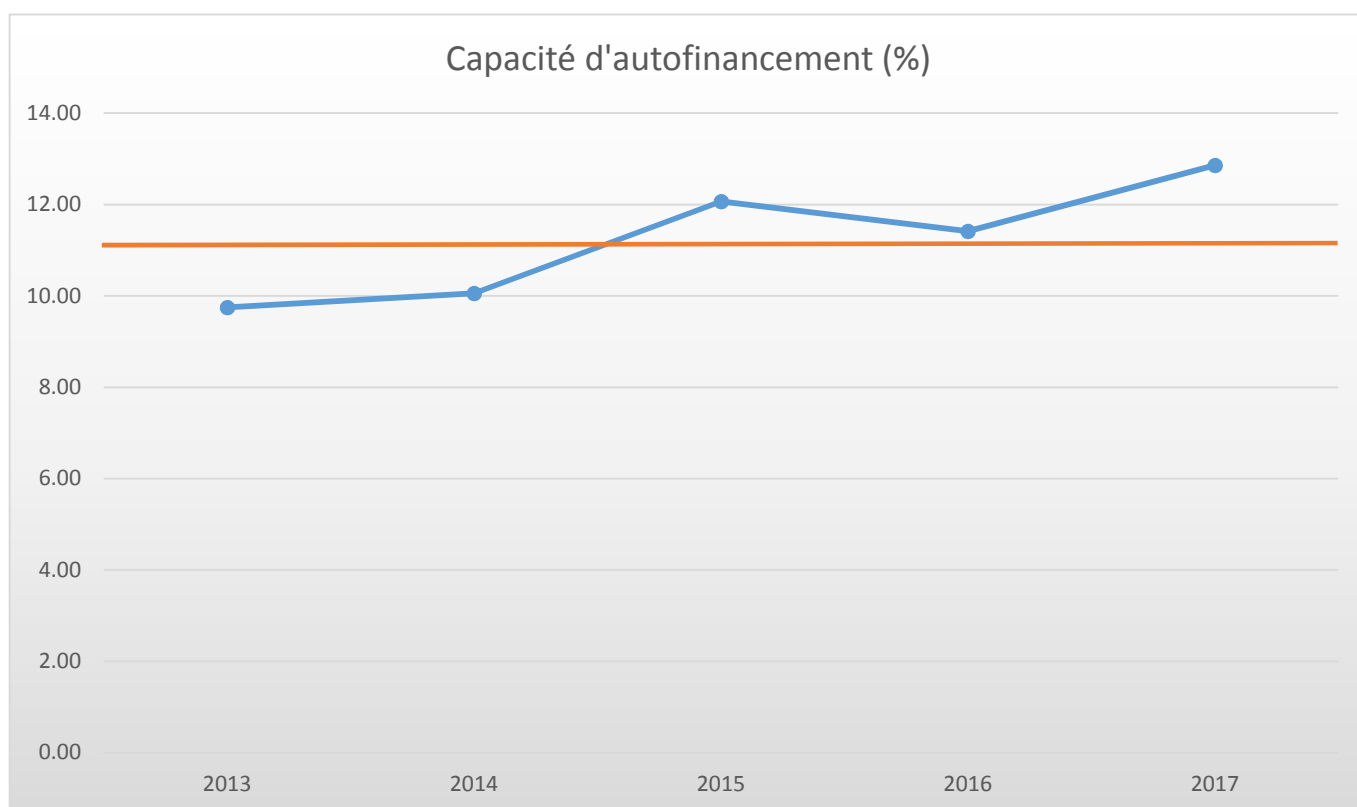
| Mervelier | | | Charges | en % | Fr./hab. | Produits | en% | Fr./hab. |
|-----------|-----|--------------------------------------|-------------------|---------------|-----------------|-------------------|--------------|---------------|
| 1 | | Autorité | 224'996.30 | 13.728 | 459.18 | 71'466.30 | 4.267 | 145.85 |
| | 100 | Communes, votations, élections | 748.00 | 0.046 | 1.53 | 0.00 | 0.000 | 0.00 |
| | 110 | Conseil général/de Ville | 0.00 | 0.000 | 0.00 | 0.00 | 0.000 | 0.00 |
| | 111 | Conseil communal | 38'049.25 | 2.322 | 77.65 | 0.00 | 0.000 | 0.00 |
| | 112 | Commissions | 3'251.00 | 0.198 | 6.63 | 0.00 | 0.000 | 0.00 |
| | 115 | Personnel administratif | 80'949.05 | 4.939 | 165.20 | 22'063.45 | 1.317 | 45.03 |
| | 116 | Charges du personnel | 32'603.75 | 1.989 | 66.54 | 16'495.85 | 0.985 | 33.67 |
| | 130 | Frais administratifs | 69'395.25 | 4.234 | 141.62 | 13'656.90 | 0.815 | 27.87 |
| | 170 | Emoluments | 0.00 | 0.000 | 0.00 | 19'250.10 | 1.149 | 39.29 |
| 2 | | Travaux publics | 122'253.35 | 7.459 | 249.50 | 111'863.80 | 6.678 | 228.29 |
| | 200 | Entretien des routes | 27'001.25 | 1.647 | 55.10 | 6'877.55 | 0.411 | 14.04 |
| | 201 | Ouvrages collectifs | 45'703.45 | 2.789 | 93.27 | 45'703.45 | 2.729 | 93.27 |
| | 205 | Eclairage public | 18'536.45 | 1.131 | 37.83 | 21'376.00 | 1.276 | 43.62 |
| | 206 | Horloge public | 0.00 | 0.000 | 0.00 | 0.00 | 0.000 | 0.00 |
| | 210 | Cours d'eau | 23'512.20 | 1.435 | 47.98 | 23'512.20 | 1.404 | 47.98 |
| | 230 | Cadastre | 7'284.00 | 0.444 | 14.87 | 14'169.60 | 0.846 | 28.92 |
| | 240 | Aménagement du territoire | 216.00 | 0.013 | 0.44 | 225.00 | 0.013 | 0.46 |
| 3 | | Affaire juridique, police | 6'743.45 | 0.411 | 13.76 | 6'440.00 | 0.384 | 13.14 |
| | 310 | Police communale | 0.00 | 0.000 | 0.00 | 0.00 | 0.000 | 0.00 |
| | 330 | Cantonnement | 1'828.45 | 0.112 | 3.73 | 0.00 | 0.000 | 0.00 |
| | 340 | Protection civil | 4'915.00 | 0.300 | 10.03 | 6'440.00 | 0.384 | 13.14 |
| 4 | | Hygiène publique | 0.00 | 0.000 | 0.00 | 0.00 | 0.000 | 0.00 |
| | 400 | Police des denrées | 0.00 | 0.000 | 0.00 | 0.00 | 0.000 | 0.00 |
| | 410 | Police sanitaire | 0.00 | 0.000 | 0.00 | 0.00 | 0.000 | 0.00 |
| | 415 | Arrondissement de sépulture | 0.00 | 0.000 | 0.00 | 0.00 | 0.000 | 0.00 |
| 5 | | Instruction | 657'661.30 | 40.126 | 1'342.17 | 37'803.35 | 2.257 | 77.15 |
| | 510 | Service de l'école/école primaire | 26'386.70 | 1.610 | 53.85 | 15'853.35 | 0.946 | 32.35 |
| | 511 | Transport scolaire | 0.00 | 0.000 | 0.00 | 0.00 | 0.000 | 0.00 |
| | 512 | Places de jeu/Halles de gym | 101'661.80 | 6.203 | 207.47 | 21'950.00 | 1.310 | 44.80 |
| | 520 | Ecole secondaire | 26'744.80 | 1.632 | 54.58 | 0.00 | 0.000 | 0.00 |
| | 530 | Colonie de vacances | 0.00 | 0.000 | 0.00 | 0.00 | 0.000 | 0.00 |
| | 540 | Ecole ménagère | 0.00 | 0.000 | 0.00 | 0.00 | 0.000 | 0.00 |
| | 570 | Ecole enfantine | 0.00 | 0.000 | 0.00 | 0.00 | 0.000 | 0.00 |
| | 580 | Contr. écologie, piscine, biblio ... | 18'512.35 | 1.130 | 37.78 | 0.00 | 0.000 | 0.00 |
| | 590 | Contribution pour instruction | 484'355.65 | 29.552 | 988.48 | 0.00 | 0.000 | 0.00 |
| 6 | | Action sociale | 278'712.95 | 17.005 | 568.80 | 4'990.35 | 0.298 | 10.18 |
| | 600 | Secours | 38'178.65 | 2.329 | 77.92 | 1'655.35 | 0.099 | 3.38 |
| | 610 | Service dentaire | 0.00 | 0.000 | 0.00 | 0.00 | 0.000 | 0.00 |
| | 620 | Autres institutions | 0.00 | 0.000 | 0.00 | 0.00 | 0.000 | 0.00 |
| | 630 | Foyers communaux | 4'216.50 | 0.257 | 8.61 | 1'253.00 | 0.075 | 2.56 |
| | 640 | Crèches, UAPE | 0.00 | 0.000 | 0.00 | 0.00 | 0.000 | 0.00 |
| | 650 | Répartition des charges | 76'608.80 | 4.674 | 156.34 | 0.00 | 0.000 | 0.00 |
| | 659 | AVS, off. logement, chômage etc | 157'704.00 | 9.622 | 321.84 | 2'082.00 | 0.124 | 4.25 |
| | 665 | Contr. institution publique | 2'005.00 | 0.122 | 4.09 | 0.00 | 0.000 | 0.00 |

| Mervelier | | | Charges | en % | Fr./hab. | Produits | en% | Fr./hab. |
|-----------|-----|------------------------------|---------------------|---------------|-----------------|---------------------|---------------|-----------------|
| 7 | | Economie publique | 16'668.20 | 1.017 | 34.02 | 0.00 | 0.000 | 0.00 |
| | 700 | Foires, marchés | 0.00 | 0.000 | 0.00 | 0.00 | 0.000 | 0.00 |
| | 710 | Tourisme | 16'402.20 | 1.001 | 33.47 | 0.00 | 0.000 | 0.00 |
| | 720 | Agriculture | 266.00 | 0.016 | 0.54 | 0.00 | 0.000 | 0.00 |
| | 740 | Développement économique | 0.00 | 0.000 | 0.00 | 0.00 | 0.000 | 0.00 |
| 8 | | Finances | 281'719.25 | 17.189 | 574.94 | 60'248.75 | 3.597 | 122.96 |
| | 810 | Intérêts courts termes | 26'316.10 | 1.606 | 53.71 | 0.00 | 0.000 | 0.00 |
| | 811 | Intérêts longs termes | 60'203.85 | 3.673 | 122.87 | 0.00 | 0.000 | 0.00 |
| | 820 | Amortissements | 131'150.00 | 8.002 | 267.65 | 0.00 | 0.000 | 0.00 |
| | 825 | Charges d'immeubles | 24'049.30 | 1.467 | 49.08 | 24'535.65 | 1.465 | 50.07 |
| | 826 | Pâturages | 0.00 | 0.000 | 0.00 | 0.00 | 0.000 | 0.00 |
| | 830 | Subventions et contributions | 0.00 | 0.000 | 0.00 | 20'735.00 | 1.238 | 42.32 |
| | 840 | Intérêts actifs | 0.00 | 0.000 | 0.00 | 10'038.10 | 0.599 | 20.49 |
| | 850 | Rendement des immeubles | 0.00 | 0.000 | 0.00 | 4'940.00 | 0.295 | 10.08 |
| | 855 | Provisions, réserves, fonds | 40'000.00 | 2.441 | 81.63 | 0.00 | 0.000 | 0.00 |
| | 860 | Subventions | 0.00 | 0.000 | 0.00 | 0.00 | 0.000 | 0.00 |
| | 870 | Gains vente fortune | 0.00 | 0.000 | 0.00 | 0.00 | 0.000 | 0.00 |
| | 875 | Divers | 0.00 | 0.000 | 0.00 | 0.00 | 0.000 | 0.00 |
| 9 | | Imposition | 50'224.60 | 3.064 | 102.50 | 1'382'188.00 | 82.519 | 2'820.79 |
| | 910 | Impôts ordinaires | 0.00 | 0.000 | 0.00 | 1'015'968.55 | 60.655 | 2'073.41 |
| | 911 | Variation d'impôts | 20'776.00 | 1.268 | 42.40 | 35'341.20 | 2.110 | 72.12 |
| | 912 | Partage d'impôts | 27'994.55 | 1.708 | 57.13 | 20'952.50 | 1.251 | 42.76 |
| | 915 | Elimination d'impôts | 0.00 | 0.000 | 0.00 | 0.00 | 0.000 | 0.00 |
| | 920 | Autres impôts | 1'454.05 | 0.089 | 2.97 | 48'229.75 | 2.879 | 98.43 |
| | 940 | Fonds de péréquation | 0.00 | 0.000 | 0.00 | 261'696.00 | 15.624 | 534.07 |
| | | Totaux | 1'638'979.40 | 100.00 | 3'344.86 | 1'675'000.55 | 100.00 | 3'418.37 |
| | | Excédent de produits | 36'021.15 | | | | | |
| | | | 1'675'000.55 | | | 1'675'000.55 | | |

MERVELIER

INDICATEURS FINANCIERS 2013 – 2017

| | 2013 | 2014 | 2015 | 2016 | 2017 | Moyenne |
|---------------------------------------|------------|------------|------------|------------|------------|-------------------|
| Autofinancement (en fr.) | 170'793.00 | 170'441.88 | 201'372.93 | 203'400.48 | 214'370.45 | 192'075.75 |
| Degré d'autofinancement (%) | 174.49 | 121.83 | 19.15 | -66.94 | 122.11 | 74.13 |
| Capacité d'autofinancement (%) | 9.75 | 10.06 | 12.07 | 11.42 | 12.86 | 11.23 |



Une capacité d'autofinancement de :

- Moins de 10% est considéré comme mauvaise
- De 10% à 20% est considéré comme moyenne à bonne
- Plus de 20% est considéré comme très bonne

Muriaux
493 habitants

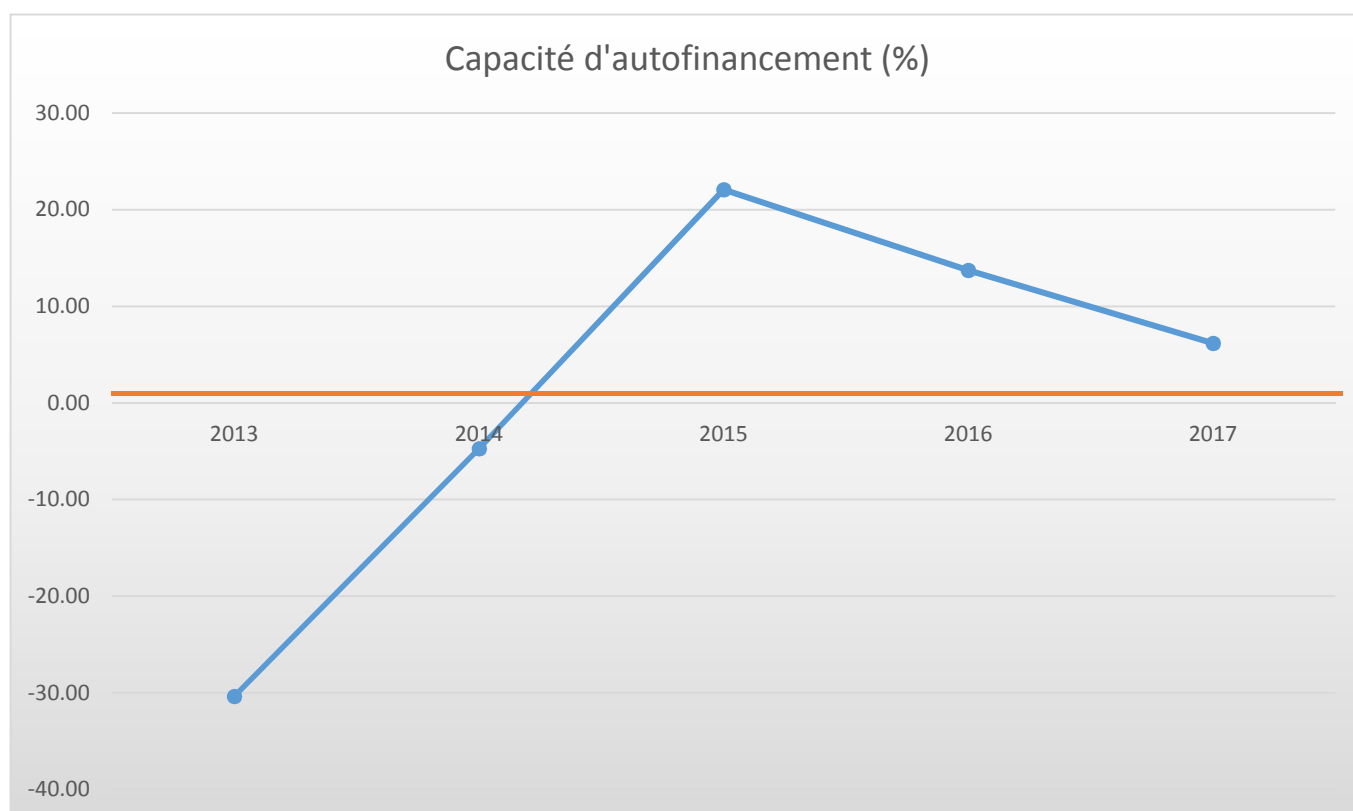
| Muriaux | | | Charges | en % | Fr./hab. | Produits | en% | Fr./hab. |
|----------|-----|-------------------------------------|-------------------|---------------|-----------------|-------------------|--------------|---------------|
| 1 | | Autorité | 262'193.76 | 8.803 | 531.83 | 78'686.35 | 2.664 | 159.61 |
| | 100 | Communes, votations, élections | 298.80 | 0.010 | 0.61 | 0.00 | 0.000 | 0.00 |
| | 110 | Conseil général/de Ville | 0.00 | 0.000 | 0.00 | 0.00 | 0.000 | 0.00 |
| | 111 | Conseil communal | 19'823.70 | 0.666 | 40.21 | 0.00 | 0.000 | 0.00 |
| | 112 | Commissions | 700.00 | 0.024 | 1.42 | 0.00 | 0.000 | 0.00 |
| | 115 | Personnel administratif | 123'850.40 | 4.158 | 251.22 | 29'506.70 | 0.999 | 59.85 |
| | 116 | Charges du personnel | 77'132.85 | 2.590 | 156.46 | 36'398.90 | 1.232 | 73.83 |
| | 130 | Frais administratifs | 39'838.01 | 1.337 | 80.81 | 11'600.75 | 0.393 | 23.53 |
| | 170 | Emoluments | 550.00 | 0.018 | 1.12 | 1'180.00 | 0.040 | 2.39 |
| 2 | | Travaux publics | 259'866.00 | 8.724 | 527.11 | 183'656.05 | 6.218 | 372.53 |
| | 200 | Entretien des routes | 174'954.55 | 5.874 | 354.88 | 77'970.65 | 2.640 | 158.16 |
| | 201 | Ouvrages collectifs | 0.00 | 0.000 | 0.00 | 0.00 | 0.000 | 0.00 |
| | 205 | Eclairage public | 23'616.10 | 0.793 | 47.90 | 49'898.35 | 1.689 | 101.21 |
| | 206 | Horloge public | 0.00 | 0.000 | 0.00 | 0.00 | 0.000 | 0.00 |
| | 210 | Cours d'eau | 0.00 | 0.000 | 0.00 | 0.00 | 0.000 | 0.00 |
| | 230 | Cadastre | 13'095.70 | 0.440 | 26.56 | 22'847.90 | 0.774 | 46.34 |
| | 240 | Aménagement du territoire | 48'199.65 | 1.618 | 97.77 | 32'939.15 | 1.115 | 66.81 |
| 3 | | Affaire juridique, police | 60.00 | 0.002 | 0.12 | 37.65 | 0.001 | 0.08 |
| | 310 | Police communale | 0.00 | 0.000 | 0.00 | 0.00 | 0.000 | 0.00 |
| | 330 | Cantonnement | 60.00 | 0.002 | 0.12 | 37.65 | 0.001 | 0.08 |
| | 340 | Protection civil | 0.00 | 0.000 | 0.00 | 0.00 | 0.000 | 0.00 |
| 4 | | Hygiène publique | 3'291.75 | 0.111 | 6.68 | 0.00 | 0.000 | 0.00 |
| | 400 | Police des denrées | 0.00 | 0.000 | 0.00 | 0.00 | 0.000 | 0.00 |
| | 410 | Police sanitaire | 0.00 | 0.000 | 0.00 | 0.00 | 0.000 | 0.00 |
| | 415 | Arrondissement de sépulture | 3'291.75 | 0.111 | 6.68 | 0.00 | 0.000 | 0.00 |
| 5 | | Instruction | 642'986.88 | 21.587 | 1'304.23 | 6'095.85 | 0.206 | 12.36 |
| | 510 | Service de l'école/école primaire | 70'310.80 | 2.361 | 142.62 | 0.00 | 0.000 | 0.00 |
| | 511 | Transport scolaire | 0.00 | 0.000 | 0.00 | 0.00 | 0.000 | 0.00 |
| | 512 | Places de jeu/Halles de gym | 13'546.10 | 0.455 | 27.48 | 0.00 | 0.000 | 0.00 |
| | 520 | Ecole secondaire | 40'992.03 | 1.376 | 83.15 | 880.00 | 0.030 | 1.78 |
| | 530 | Colonie de vacances | 0.00 | 0.000 | 0.00 | 0.00 | 0.000 | 0.00 |
| | 540 | Ecole ménagère | 0.00 | 0.000 | 0.00 | 0.00 | 0.000 | 0.00 |
| | 570 | Ecole enfantine | 19'024.90 | 0.639 | 38.59 | 0.00 | 0.000 | 0.00 |
| | 580 | Contr. écolage, piscine, biblio ... | 2'950.00 | 0.099 | 5.98 | 2'940.00 | 0.100 | 5.96 |
| | 590 | Contribution pour instruction | 496'163.05 | 16.658 | 1'006.42 | 2'275.85 | 0.077 | 4.62 |
| 6 | | Action sociale | 456'815.30 | 15.337 | 926.60 | 128'225.10 | 4.341 | 260.09 |
| | 600 | Secours | 127'644.20 | 4.285 | 258.91 | 125'514.10 | 4.249 | 254.59 |
| | 610 | Service dentaire | 3'449.85 | 0.116 | 7.00 | 0.00 | 0.000 | 0.00 |
| | 620 | Autres institutions | 9'016.25 | 0.303 | 18.29 | 0.00 | 0.000 | 0.00 |
| | 630 | Foyers communaux | 0.00 | 0.000 | 0.00 | 0.00 | 0.000 | 0.00 |
| | 640 | Crèches, UAPE | 0.00 | 0.000 | 0.00 | 0.00 | 0.000 | 0.00 |
| | 650 | Répartition des charges | 152'941.40 | 5.135 | 310.23 | 0.00 | 0.000 | 0.00 |
| | 659 | AVS, off. logement, chômage etc | 163'613.60 | 5.493 | 331.87 | 2'711.00 | 0.092 | 5.50 |
| | 665 | Contr. institution publique | 150.00 | 0.005 | 0.30 | 0.00 | 0.000 | 0.00 |

| Muriaux | | Charges | en % | Fr./hab. | Produits | en% | Fr./hab. |
|----------|----------------------------------|---------------------|---------------|-----------------|---------------------|---------------|-----------------|
| 7 | Economie publique | 17'002.55 | 0.571 | 34.49 | 4'764.40 | 0.161 | 9.66 |
| | 700 Foires, marchés | 0.00 | 0.000 | 0.00 | 0.00 | 0.000 | 0.00 |
| | 710 Tourisme | 12'147.55 | 0.408 | 24.64 | 4'764.40 | 0.161 | 9.66 |
| | 720 Agriculture | 4'855.00 | 0.163 | 9.85 | 0.00 | 0.000 | 0.00 |
| | 740 Développement économique | 0.00 | 0.000 | 0.00 | 0.00 | 0.000 | 0.00 |
| 8 | Finances | 1'100'797.97 | 36.957 | 2'232.86 | 1'206'274.80 | 40.840 | 2'446.80 |
| | 810 Intérêts courts termes | 0.00 | 0.000 | 0.00 | 0.00 | 0.000 | 0.00 |
| | 811 Intérêts longs termes | 1'487.50 | 0.050 | 3.02 | 0.00 | 0.000 | 0.00 |
| | 820 Amortissements | 10'123.60 | 0.340 | 20.53 | 0.00 | 0.000 | 0.00 |
| | 825 Charges d'immeubles | 56'842.37 | 1.908 | 115.30 | 9'797.95 | 0.332 | 19.87 |
| | 826 Pâturages | 1'002'949.80 | 33.672 | 2'034.38 | 1'002'949.80 | 33.956 | 2'034.38 |
| | 830 Subventions et contributions | 28'224.40 | 0.948 | 57.25 | 0.00 | 0.000 | 0.00 |
| | 840 Intérêts actifs | 1'170.30 | 0.039 | 2.37 | 6'731.69 | 0.228 | 13.65 |
| | 850 Rendement des immeubles | 0.00 | 0.000 | 0.00 | 96'795.36 | 3.277 | 196.34 |
| | 855 Provisions, réserves, fonds | 0.00 | 0.000 | 0.00 | 0.00 | 0.000 | 0.00 |
| | 860 Subventions | 0.00 | 0.000 | 0.00 | 0.00 | 0.000 | 0.00 |
| | 870 Gains vente fortune | 0.00 | 0.000 | 0.00 | 90'000.00 | 3.047 | 182.56 |
| | 875 Divers | 0.00 | 0.000 | 0.00 | 0.00 | 0.000 | 0.00 |
| 9 | Imposition | 235'571.25 | 7.909 | 477.83 | 1'345'930.50 | 45.568 | 2'730.08 |
| | 910 Impôts ordinaires | 2'500.80 | 0.084 | 5.07 | 1'095'190.05 | 37.079 | 2'221.48 |
| | 911 Variation d'impôts | 212'488.90 | 7.134 | 431.01 | 170'720.20 | 5.780 | 346.29 |
| | 912 Partage d'impôts | 16'476.55 | 0.553 | 33.42 | 8'529.20 | 0.289 | 17.30 |
| | 915 Elimination d'impôts | 0.00 | 0.000 | 0.00 | 0.00 | 0.000 | 0.00 |
| | 920 Autres impôts | 4'105.00 | 0.138 | 8.33 | 69'905.05 | 2.367 | 141.80 |
| | 940 Fonds de péréquation | 0.00 | 0.000 | 0.00 | 1'586.00 | 0.054 | 3.22 |
| | Totaux | 2'978'585.46 | 100.00 | 6'041.76 | 2'953'670.70 | 100.00 | 5'991.22 |
| | Excédent de charges | | | | 24'914.76 | | |
| | | 2'978'585.46 | | | 2'978'585.46 | | |

MURIAUX

INDICATEURS FINANCIERS 2013 – 2017

| | 2013 | 2014 | 2015 | 2016 | 2017 | Moyenne |
|---------------------------------------|-------------|-------------|------------|------------|------------|------------------|
| Autofinancement (en fr.) | -675'042.75 | -140'836.65 | 717'538.10 | 375'701.80 | 144'311.79 | 84'334.46 |
| Degré d'autofinancement (%) | 0.00 | -586.52 | 0.00 | 1'409.00 | 106.15 | 185.73 |
| Capacité d'autofinancement (%) | -30.39 | -4.73 | 22.09 | 13.74 | 6.19 | 1.38 |



Une capacité d'autofinancement de :

- Moins de 10% est considéré comme mauvaise
- De 10% à 20% est considéré comme moyenne à bonne
- Plus de 20% est considéré comme très bonne

LES GENEVEZ

499 habitants

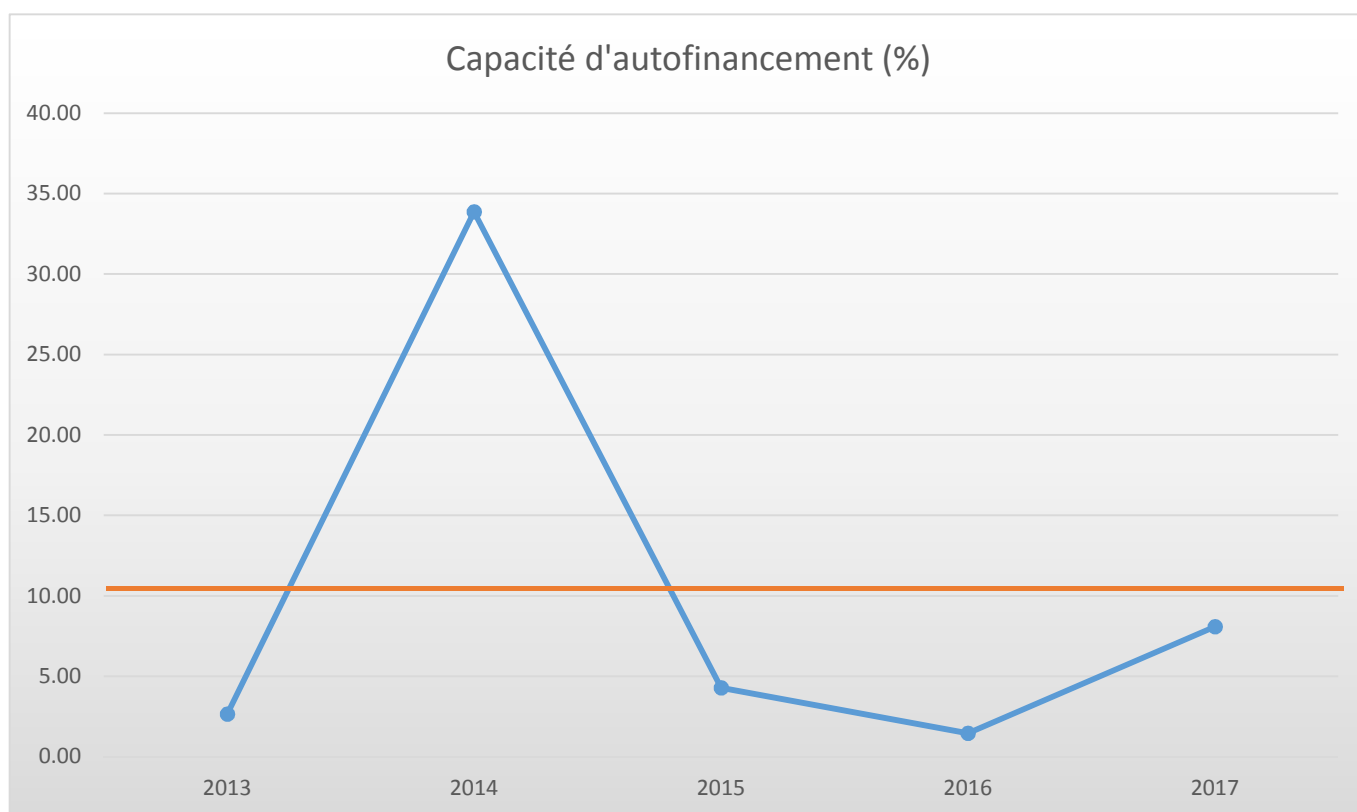
| Les Genevez | | | Charges | en % | Fr./hab. | Produits | en% | Fr./hab. |
|-------------|-----|--------------------------------------|-------------------|---------------|-----------------|-------------------|--------------|---------------|
| 1 | | Autorité | 429'801.85 | 18.124 | 861.33 | 231'540.25 | 9.673 | 464.01 |
| | 100 | Communes, votations, élections | 1'482.30 | 0.063 | 2.97 | 0.00 | 0.000 | 0.00 |
| | 110 | Conseil général/de Ville | 0.00 | 0.000 | 0.00 | 0.00 | 0.000 | 0.00 |
| | 111 | Conseil communal | 27'110.65 | 1.143 | 54.33 | 0.00 | 0.000 | 0.00 |
| | 112 | Commissions | 3'270.00 | 0.138 | 6.55 | 900.00 | 0.038 | 1.80 |
| | 115 | Personnel administratif | 244'424.55 | 10.307 | 489.83 | 179'643.80 | 7.505 | 360.01 |
| | 116 | Charges du personnel | 111'544.30 | 4.704 | 223.54 | 40'812.85 | 1.705 | 81.79 |
| | 130 | Frais administratifs | 41'970.05 | 1.770 | 84.11 | 40.20 | 0.002 | 0.08 |
| | 170 | Emoluments | 0.00 | 0.000 | 0.00 | 10'143.40 | 0.424 | 20.33 |
| 2 | | Travaux publics | 297'218.90 | 12.533 | 595.63 | 64'642.00 | 2.700 | 129.54 |
| | 200 | Entretien des routes | 265'400.95 | 11.191 | 531.87 | 26'268.60 | 1.097 | 52.64 |
| | 201 | Ouvrages collectifs | 0.00 | 0.000 | 0.00 | 0.00 | 0.000 | 0.00 |
| | 205 | Eclairage public | 19'213.55 | 0.810 | 38.50 | 25'483.00 | 1.065 | 51.07 |
| | 206 | Horloge public | 0.00 | 0.000 | 0.00 | 0.00 | 0.000 | 0.00 |
| | 210 | Cours d'eau | 0.00 | 0.000 | 0.00 | 0.00 | 0.000 | 0.00 |
| | 230 | Cadastre | 10'341.80 | 0.436 | 20.73 | 12'890.40 | 0.539 | 25.83 |
| | 240 | Aménagement du territoire | 2'262.60 | 0.095 | 4.53 | 0.00 | 0.000 | 0.00 |
| 3 | | Affaire juridique, police | 7'815.05 | 0.330 | 15.66 | 129.65 | 0.005 | 0.26 |
| | 310 | Police communale | 0.00 | 0.000 | 0.00 | 0.00 | 0.000 | 0.00 |
| | 330 | Cantonnement | 90.00 | 0.004 | 0.18 | 0.00 | 0.000 | 0.00 |
| | 340 | Protection civil | 7'725.05 | 0.326 | 15.48 | 129.65 | 0.005 | 0.26 |
| 4 | | Hygiène publique | 0.00 | 0.000 | 0.00 | 0.00 | 0.000 | 0.00 |
| | 400 | Police des denrées | 0.00 | 0.000 | 0.00 | 0.00 | 0.000 | 0.00 |
| | 410 | Police sanitaire | 0.00 | 0.000 | 0.00 | 0.00 | 0.000 | 0.00 |
| | 415 | Arrondissement de sépulture | 0.00 | 0.000 | 0.00 | 0.00 | 0.000 | 0.00 |
| 5 | | Instruction | 673'679.45 | 28.408 | 1'350.06 | 40'612.15 | 1.697 | 81.39 |
| | 510 | Service de l'école/école primaire | 69'941.85 | 2.949 | 140.16 | 966.90 | 0.040 | 1.94 |
| | 511 | Transport scolaire | 0.00 | 0.000 | 0.00 | 0.00 | 0.000 | 0.00 |
| | 512 | Places de jeu/Halles de gym | 21'909.75 | 0.924 | 43.91 | 20'269.60 | 0.847 | 40.62 |
| | 520 | Ecole secondaire | 67'125.30 | 2.831 | 134.52 | 19'185.65 | 0.802 | 38.45 |
| | 530 | Colonie de vacances | 0.00 | 0.000 | 0.00 | 0.00 | 0.000 | 0.00 |
| | 540 | Ecole ménagère | 0.00 | 0.000 | 0.00 | 0.00 | 0.000 | 0.00 |
| | 570 | Ecole enfantine | 0.00 | 0.000 | 0.00 | 0.00 | 0.000 | 0.00 |
| | 580 | Contr. écologie, piscine, biblio ... | 20'550.00 | 0.867 | 41.18 | 190.00 | 0.008 | 0.38 |
| | 590 | Contribution pour instruction | 494'152.55 | 20.837 | 990.29 | 0.00 | 0.000 | 0.00 |
| 6 | | Action sociale | 358'755.00 | 15.128 | 718.95 | 6'769.95 | 0.283 | 13.57 |
| | 600 | Secours | 13'875.55 | 0.585 | 27.81 | 4'065.95 | 0.170 | 8.15 |
| | 610 | Service dentaire | 1'405.10 | 0.059 | 2.82 | 0.00 | 0.000 | 0.00 |
| | 620 | Autres institutions | 1'355.00 | 0.057 | 2.72 | 0.00 | 0.000 | 0.00 |
| | 630 | Foyers communaux | 8'027.95 | 0.339 | 16.09 | 600.00 | 0.025 | 1.20 |
| | 640 | Crèches, UAPE | 0.00 | 0.000 | 0.00 | 0.00 | 0.000 | 0.00 |
| | 650 | Répartition des charges | 162'597.90 | 6.856 | 325.85 | 0.00 | 0.000 | 0.00 |
| | 659 | AVS, off. logement, chômage etc | 170'592.50 | 7.194 | 341.87 | 2'104.00 | 0.088 | 4.22 |
| | 665 | Contr. institution publique | 901.00 | 0.038 | 1.81 | 0.00 | 0.000 | 0.00 |

| Les Genevez | | | Charges | en % | Fr./hab. | Produits | en% | Fr./hab. |
|-------------|-----|------------------------------|---------------------|---------------|-----------------|---------------------|---------------|-----------------|
| 7 | | Economie publique | 214'653.05 | 9.051 | 430.17 | 193'519.00 | 8.084 | 387.81 |
| | 700 | Foires, marchés | 0.00 | 0.000 | 0.00 | 0.00 | 0.000 | 0.00 |
| | 710 | Tourisme | 16'822.40 | 0.709 | 33.71 | 742.60 | 0.031 | 1.49 |
| | 720 | Agriculture | 197'830.65 | 8.342 | 396.45 | 192'776.40 | 8.053 | 386.33 |
| | 740 | Développement économique | 0.00 | 0.000 | 0.00 | 0.00 | 0.000 | 0.00 |
| 8 | | Finances | 295'263.60 | 12.451 | 591.71 | 158'514.70 | 6.622 | 317.66 |
| | 810 | Intérêts courts termes | 26'517.60 | 1.118 | 53.14 | 0.00 | 0.000 | 0.00 |
| | 811 | Intérêts longs termes | 15'521.65 | 0.655 | 31.11 | 0.00 | 0.000 | 0.00 |
| | 820 | Amortissements | 28'468.60 | 1.200 | 57.05 | 0.00 | 0.000 | 0.00 |
| | 825 | Charges d'immeubles | 144'234.65 | 6.082 | 289.05 | 188.80 | 0.008 | 0.38 |
| | 826 | Pâturages | 42'060.15 | 1.774 | 84.29 | 60'627.80 | 2.533 | 121.50 |
| | 830 | Subventions et contributions | 32'718.55 | 1.380 | 65.57 | 0.00 | 0.000 | 0.00 |
| | 840 | Intérêts actifs | 308.25 | 0.013 | 0.62 | 9'522.10 | 0.398 | 19.08 |
| | 850 | Rendement des immeubles | 5'434.15 | 0.229 | 10.89 | 88'176.00 | 3.684 | 176.71 |
| | 855 | Provisions, réserves, fonds | 0.00 | 0.000 | 0.00 | 0.00 | 0.000 | 0.00 |
| | 860 | Subventions | 0.00 | 0.000 | 0.00 | 0.00 | 0.000 | 0.00 |
| | 870 | Gains vente fortune | 0.00 | 0.000 | 0.00 | 0.00 | 0.000 | 0.00 |
| | 875 | Divers | 0.00 | 0.000 | 0.00 | 0.00 | 0.000 | 0.00 |
| 9 | | Imposition | 94'282.25 | 3.976 | 188.94 | 1'697'988.15 | 70.935 | 3'402.78 |
| | 910 | Impôts ordinaires | 0.00 | 0.000 | 0.00 | 1'504'014.50 | 62.832 | 3'014.06 |
| | 911 | Variation d'impôts | 85'512.85 | 3.606 | 171.37 | 132'114.10 | 5.519 | 264.76 |
| | 912 | Partage d'impôts | 8'089.40 | 0.341 | 16.21 | 12'914.30 | 0.540 | 25.88 |
| | 915 | Elimination d'impôts | 0.00 | 0.000 | 0.00 | 0.00 | 0.000 | 0.00 |
| | 920 | Autres impôts | 680.00 | 0.029 | 1.36 | 41'339.25 | 1.727 | 82.84 |
| | 940 | Fonds de péréquation | 0.00 | 0.000 | 0.00 | 7'606.00 | 0.318 | 15.24 |
| | | Totaux | 2'371'469.15 | 100.00 | 4'752.44 | 2'393'715.85 | 100.00 | 4'797.03 |
| | | Excédent de produits | 22'246.70 | | | | | |
| | | | 2'393'715.85 | | | 2'393'715.85 | | |

LES GENEVEZ

INDICATEURS FINANCIERS 2013 – 2017

| | 2013 | 2014 | 2015 | 2016 | 2017 | Moyenne |
|---------------------------------------|-----------|--------------|-----------|-----------|------------|-------------------|
| Autofinancement (en fr.) | 55'882.00 | 1'062'690.15 | 97'109.03 | 32'482.55 | 180'466.75 | 285'726.10 |
| Degré d'autofinancement (%) | 14.36 | 228.24 | 23.15 | 14.34 | 31.88 | 62.39 |
| Capacité d'autofinancement (%) | 2.65 | 33.88 | 4.27 | 1.45 | 8.08 | 10.07 |



Une capacité d'autofinancement de :

- Moins de 10% est considéré comme mauvaise
- De 10% à 20% est considéré comme moyenne à bonne
- Plus de 20% est considéré comme très bonne

VENDLINCOURT

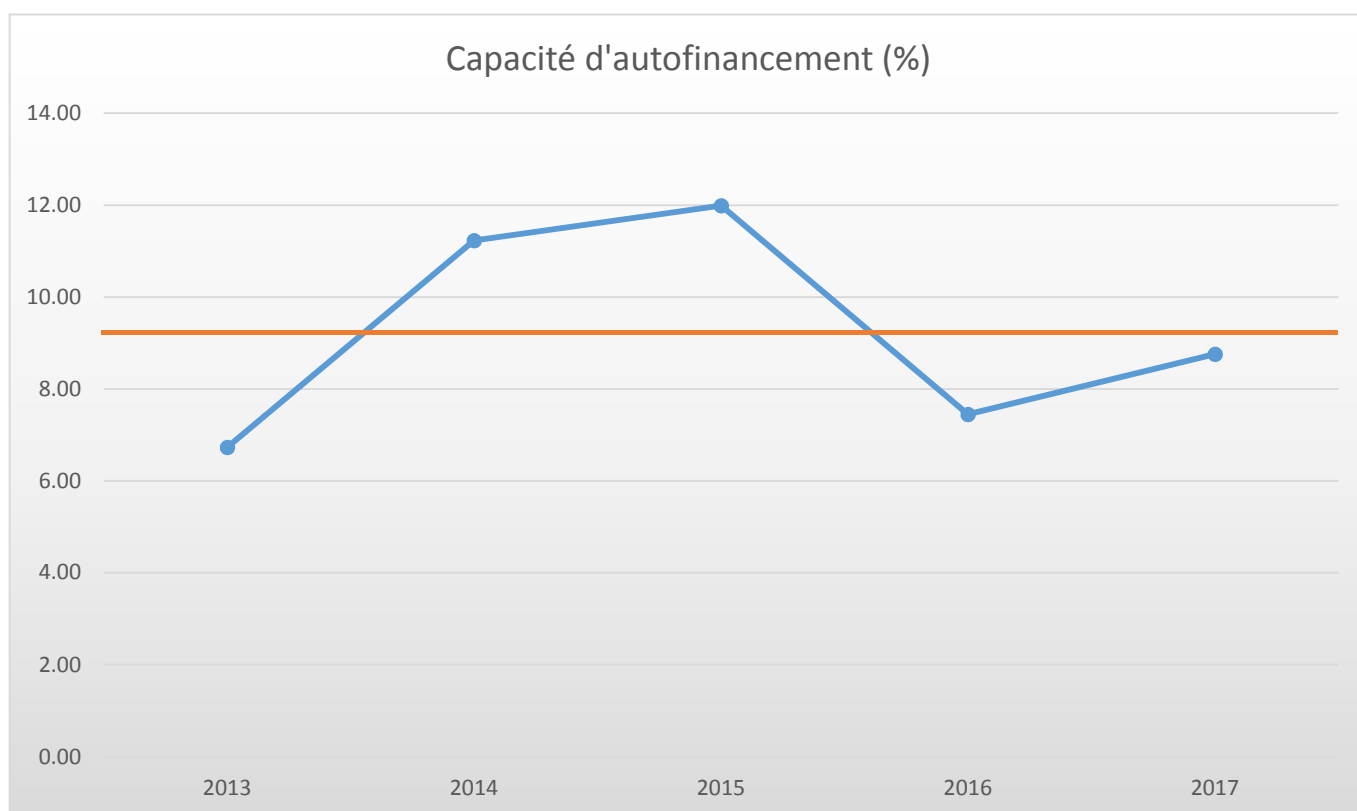
557 habitants

| Vendlincourt | | | Charges | en % | Fr./hab. | Produits | en% | Fr./hab. |
|--------------|-----|--------------------------------------|-------------------|---------------|-----------------|-------------------|--------------|---------------|
| 1 | | Autorité | 379'927.85 | 18.800 | 682.10 | 156'733.95 | 7.534 | 281.39 |
| | 100 | Communes, votations, élections | 1'364.85 | 0.068 | 2.45 | 0.00 | 0.000 | 0.00 |
| | 110 | Conseil général/de Ville | 0.00 | 0.000 | 0.00 | 0.00 | 0.000 | 0.00 |
| | 111 | Conseil communal | 36'434.85 | 1.803 | 65.41 | 0.00 | 0.000 | 0.00 |
| | 112 | Commissions | 2'662.50 | 0.132 | 4.78 | 0.00 | 0.000 | 0.00 |
| | 115 | Personnel administratif | 129'817.05 | 6.424 | 233.06 | 14'500.00 | 0.697 | 26.03 |
| | 116 | Charges du personnel | 91'593.00 | 4.532 | 164.44 | 52'834.90 | 2.540 | 94.86 |
| | 130 | Frais administratifs | 117'041.05 | 5.792 | 210.13 | 82'036.55 | 3.943 | 147.28 |
| | 170 | Emoluments | 1'014.55 | 0.050 | 1.82 | 7'362.50 | 0.354 | 13.22 |
| 2 | | Travaux publics | 134'642.20 | 6.663 | 241.73 | 63'416.90 | 3.048 | 113.85 |
| | 200 | Entretien des routes | 93'577.25 | 4.631 | 168.00 | 1'000.00 | 0.048 | 1.80 |
| | 201 | Ouvrages collectifs | 0.00 | 0.000 | 0.00 | 0.00 | 0.000 | 0.00 |
| | 205 | Eclairage public | 4'256.05 | 0.211 | 7.64 | 27'208.10 | 1.308 | 48.85 |
| | 206 | Horloge public | 1'600.10 | 0.079 | 2.87 | 0.00 | 0.000 | 0.00 |
| | 210 | Cours d'eau | 0.00 | 0.000 | 0.00 | 0.00 | 0.000 | 0.00 |
| | 230 | Cadastre | 35'208.80 | 1.742 | 63.21 | 35'208.80 | 1.692 | 63.21 |
| | 240 | Aménagement du territoire | 0.00 | 0.000 | 0.00 | 0.00 | 0.000 | 0.00 |
| 3 | | Affaire juridique, police | 3'200.65 | 0.158 | 5.75 | 498.00 | 0.024 | 0.89 |
| | 310 | Police communale | 0.00 | 0.000 | 0.00 | 0.00 | 0.000 | 0.00 |
| | 330 | Cantonnement | 240.00 | 0.012 | 0.43 | 0.00 | 0.000 | 0.00 |
| | 340 | Protection civil | 2'960.65 | 0.147 | 5.32 | 498.00 | 0.024 | 0.89 |
| 4 | | Hygiène publique | 0.00 | 0.000 | 0.00 | 0.00 | 0.000 | 0.00 |
| | 400 | Police des denrées | 0.00 | 0.000 | 0.00 | 0.00 | 0.000 | 0.00 |
| | 410 | Police sanitaire | 0.00 | 0.000 | 0.00 | 0.00 | 0.000 | 0.00 |
| | 415 | Arrondissement de sépulture | 0.00 | 0.000 | 0.00 | 0.00 | 0.000 | 0.00 |
| 5 | | Instruction | 716'838.89 | 35.471 | 1'286.96 | 76'062.65 | 3.656 | 136.56 |
| | 510 | Service de l'école/école primaire | 22'579.50 | 1.117 | 40.54 | 15'211.50 | 0.731 | 27.31 |
| | 511 | Transport scolaire | 0.00 | 0.000 | 0.00 | 56'836.05 | 2.732 | 102.04 |
| | 512 | Places de jeu/Halles de gym | 24'993.74 | 1.237 | 44.87 | 4'015.10 | 0.193 | 7.21 |
| | 520 | Ecole secondaire | 50'556.25 | 2.502 | 90.77 | 0.00 | 0.000 | 0.00 |
| | 530 | Colonie de vacances | 0.00 | 0.000 | 0.00 | 0.00 | 0.000 | 0.00 |
| | 540 | Ecole ménagère | 0.00 | 0.000 | 0.00 | 0.00 | 0.000 | 0.00 |
| | 570 | Ecole enfantine | 0.00 | 0.000 | 0.00 | 0.00 | 0.000 | 0.00 |
| | 580 | Contr. écologie, piscine, biblio ... | 70'416.60 | 3.484 | 126.42 | 0.00 | 0.000 | 0.00 |
| | 590 | Contribution pour instruction | 548'292.80 | 27.131 | 984.37 | 0.00 | 0.000 | 0.00 |
| 6 | | Action sociale | 389'370.75 | 19.267 | 699.05 | 22'773.75 | 1.095 | 40.89 |
| | 600 | Secours | 32'804.60 | 1.623 | 58.90 | 20'375.70 | 0.979 | 36.58 |
| | 610 | Service dentaire | 2'449.45 | 0.121 | 4.40 | 0.00 | 0.000 | 0.00 |
| | 620 | Autres institutions | 0.00 | 0.000 | 0.00 | 0.00 | 0.000 | 0.00 |
| | 630 | Foyers communaux | 4'144.95 | 0.205 | 7.44 | 0.00 | 0.000 | 0.00 |
| | 640 | Crèches, UAPE | 0.00 | 0.000 | 0.00 | 0.00 | 0.000 | 0.00 |
| | 650 | Répartition des charges | 172'551.45 | 8.538 | 309.79 | 15.05 | 0.001 | 0.03 |
| | 659 | AVS, off. logement, chômage etc | 176'234.50 | 8.721 | 316.40 | 2'383.00 | 0.115 | 4.28 |
| | 665 | Contr. institution publique | 1'185.80 | 0.059 | 2.13 | 0.00 | 0.000 | 0.00 |

| Vendlincourt | | | Charges | en % | Fr./hab. | Produits | en% | Fr./hab. |
|--------------|-----|------------------------------|---------------------|---------------|-----------------|---------------------|---------------|-----------------|
| 7 | | Economie publique | 49'553.90 | 2.452 | 88.97 | 20'409.75 | 0.981 | 36.64 |
| | 700 | Foires, marchés | 0.00 | 0.000 | 0.00 | 0.00 | 0.000 | 0.00 |
| | 710 | Tourisme | 8'255.60 | 0.409 | 14.82 | 0.00 | 0.000 | 0.00 |
| | 720 | Agriculture | 41'298.30 | 2.044 | 74.14 | 20'409.75 | 0.981 | 36.64 |
| | 740 | Développement économique | 0.00 | 0.000 | 0.00 | 0.00 | 0.000 | 0.00 |
| 8 | | Finances | 274'212.90 | 13.569 | 492.30 | 152'670.80 | 7.338 | 274.09 |
| | 810 | Intérêts courts termes | 5'818.00 | 0.288 | 10.45 | 0.00 | 0.000 | 0.00 |
| | 811 | Intérêts longs termes | 54'104.20 | 2.677 | 97.14 | 0.00 | 0.000 | 0.00 |
| | 820 | Amortissements | 117'920.00 | 5.835 | 211.71 | 0.00 | 0.000 | 0.00 |
| | 825 | Charges d'immeubles | 96'218.30 | 4.761 | 172.74 | 1'818.15 | 0.087 | 3.26 |
| | 826 | Pâturages | 0.00 | 0.000 | 0.00 | 0.00 | 0.000 | 0.00 |
| | 830 | Subventions et contributions | 0.00 | 0.000 | 0.00 | 0.00 | 0.000 | 0.00 |
| | 840 | Intérêts actifs | 152.40 | 0.008 | 0.27 | 9'909.85 | 0.476 | 17.79 |
| | 850 | Rendement des immeubles | 0.00 | 0.000 | 0.00 | 140'942.80 | 6.775 | 253.04 |
| | 855 | Provisions, réserves, fonds | 0.00 | 0.000 | 0.00 | 0.00 | 0.000 | 0.00 |
| | 860 | Subventions | 0.00 | 0.000 | 0.00 | 0.00 | 0.000 | 0.00 |
| | 870 | Gains vente fortune | 0.00 | 0.000 | 0.00 | 0.00 | 0.000 | 0.00 |
| | 875 | Divers | 0.00 | 0.000 | 0.00 | 0.00 | 0.000 | 0.00 |
| 9 | | Imposition | 73'140.85 | 3.619 | 131.31 | 1'587'852.75 | 76.324 | 2'850.72 |
| | 910 | Impôts ordinaires | 0.00 | 0.000 | 0.00 | 1'241'882.75 | 59.694 | 2'229.59 |
| | 911 | Variation d'impôts | 60'552.55 | 2.996 | 108.71 | 44'514.20 | 2.140 | 79.92 |
| | 912 | Partage d'impôts | 2'607.95 | 0.129 | 4.68 | 8'065.20 | 0.388 | 14.48 |
| | 915 | Elimination d'impôts | 8'227.75 | 0.407 | 14.77 | 1'574.00 | 0.076 | 2.83 |
| | 920 | Autres impôts | 1'752.60 | 0.087 | 3.15 | 79'460.60 | 3.819 | 142.66 |
| | 940 | Fonds de péréquation | 0.00 | 0.000 | 0.00 | 212'356.00 | 10.207 | 381.25 |
| | | Totaux | 2'020'887.99 | 100.00 | 3'628.17 | 2'080'418.55 | 100.00 | 3'735.04 |
| | | Excédent de produits | 59'530.56 | | | | | |
| | | | 2'080'418.55 | | | 2'080'418.55 | | |

VENDLINCOURT
INDICATEURS FINANCIERS 2013 – 2017

| | 2013 | 2014 | 2015 | 2016 | 2017 | Moyenne |
|---------------------------------------|------------|------------|------------|------------|------------|-------------------|
| Autofinancement (en fr.) | 128'033.85 | 223'297.98 | 245'372.94 | 150'303.85 | 178'451.71 | 185'092.07 |
| Degré d'autofinancement (%) | 0.00 | -476.05 | 1'208.59 | -257.67 | -769.61 | -58.95 |
| Capacité d'autofinancement (%) | 6.73 | 11.23 | 11.99 | 7.45 | 8.76 | 9.23 |



Une capacité d'autofinancement de :

- Moins de 10% est considéré comme mauvaise
- De 10% à 20% est considéré comme moyenne à bonne
- Plus de 20% est considéré comme très bonne

MONTFAUCON

623 habitants

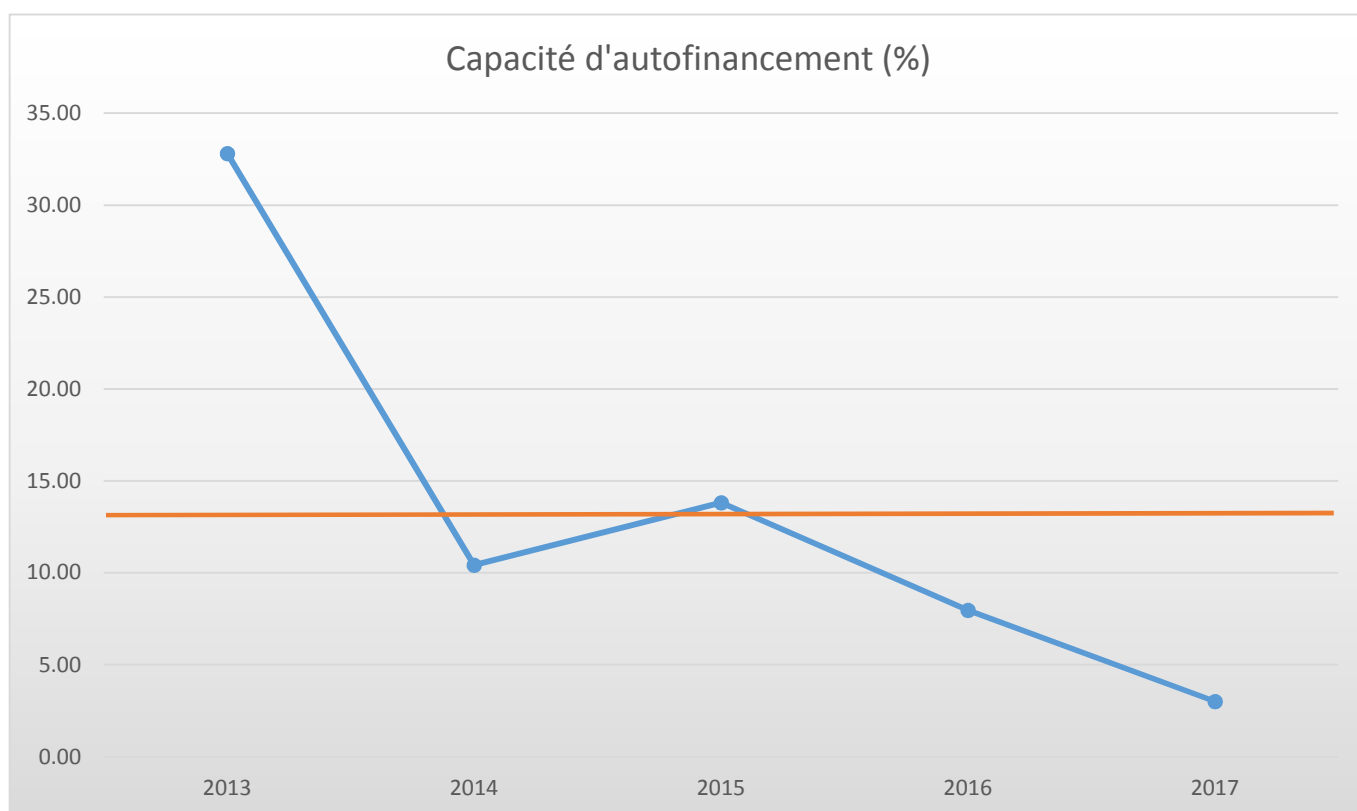
| Montfaucon | | Charges | en % | Fr./hab. | Produits | en% | Fr./hab. |
|------------|--------------------------------------|-------------------|---------------|-----------------|-------------------|--------------|---------------|
| 1 | Autorité | 250'930.50 | 13.079 | 402.78 | 68'301.60 | 3.538 | 109.63 |
| 100 | Communes, votations, élections | 2'715.40 | 0.142 | 4.36 | 0.00 | 0.000 | 0.00 |
| 110 | Conseil général/de Ville | 0.00 | 0.000 | 0.00 | 0.00 | 0.000 | 0.00 |
| 111 | Conseil communal | 27'667.55 | 1.442 | 44.41 | 0.00 | 0.000 | 0.00 |
| 112 | Commissions | 1'876.00 | 0.098 | 3.01 | 0.00 | 0.000 | 0.00 |
| 115 | Personnel administratif | 106'380.95 | 5.545 | 170.76 | 12'500.00 | 0.647 | 20.06 |
| 116 | Charges du personnel | 77'449.70 | 4.037 | 124.32 | 49'123.40 | 2.544 | 78.85 |
| 130 | Frais administratifs | 34'840.90 | 1.816 | 55.92 | 1'851.65 | 0.096 | 2.97 |
| 170 | Emoluments | 0.00 | 0.000 | 0.00 | 4'826.55 | 0.250 | 7.75 |
| 2 | Travaux publics | 150'392.40 | 7.839 | 241.40 | 108'413.70 | 5.615 | 174.02 |
| 200 | Entretien des routes | 128'966.10 | 6.722 | 207.01 | 64'620.55 | 3.347 | 103.72 |
| 201 | Ouvrages collectifs | 0.00 | 0.000 | 0.00 | 0.00 | 0.000 | 0.00 |
| 205 | Eclairage public | 15'426.40 | 0.804 | 24.76 | 28'204.00 | 1.461 | 45.27 |
| 206 | Horloge public | 0.00 | 0.000 | 0.00 | 0.00 | 0.000 | 0.00 |
| 210 | Cours d'eau | 0.00 | 0.000 | 0.00 | 0.00 | 0.000 | 0.00 |
| 230 | Cadastre | 5'999.90 | 0.313 | 9.63 | 15'589.15 | 0.807 | 25.02 |
| 240 | Aménagement du territoire | 0.00 | 0.000 | 0.00 | 0.00 | 0.000 | 0.00 |
| 3 | Affaire juridique, police | 3'512.10 | 0.183 | 5.64 | 1'674.90 | 0.087 | 2.69 |
| 310 | Police communale | 0.00 | 0.000 | 0.00 | 0.00 | 0.000 | 0.00 |
| 330 | Cantonnement | 150.00 | 0.008 | 0.24 | 0.00 | 0.000 | 0.00 |
| 340 | Protection civil | 3'362.10 | 0.175 | 5.40 | 1'674.90 | 0.087 | 2.69 |
| 4 | Hygiène publique | 4'494.00 | 0.234 | 7.21 | 0.00 | 0.000 | 0.00 |
| 400 | Police des denrées | 0.00 | 0.000 | 0.00 | 0.00 | 0.000 | 0.00 |
| 410 | Police sanitaire | 0.00 | 0.000 | 0.00 | 0.00 | 0.000 | 0.00 |
| 415 | Arrondissement de sépulture | 4'494.00 | 0.234 | 7.21 | 0.00 | 0.000 | 0.00 |
| 5 | Instruction | 776'247.25 | 40.460 | 1'245.98 | 25'949.00 | 1.344 | 41.65 |
| 510 | Service de l'école/école primaire | 24'531.55 | 1.279 | 39.38 | 5'512.20 | 0.286 | 8.85 |
| 511 | Transport scolaire | 136'697.25 | 7.125 | 219.42 | 0.00 | 0.000 | 0.00 |
| 512 | Places de jeu/Halles de gym | 62'857.00 | 3.276 | 100.89 | 0.00 | 0.000 | 0.00 |
| 520 | Ecole secondaire | 63'470.60 | 3.308 | 101.88 | 0.00 | 0.000 | 0.00 |
| 530 | Colonie de vacances | 0.00 | 0.000 | 0.00 | 0.00 | 0.000 | 0.00 |
| 540 | Ecole ménagère | 0.00 | 0.000 | 0.00 | 0.00 | 0.000 | 0.00 |
| 570 | Ecole enfantine | 3'966.85 | 0.207 | 6.37 | 1'234.50 | 0.064 | 1.98 |
| 580 | Contr. écologie, piscine, biblio ... | 12'624.00 | 0.658 | 20.26 | 0.00 | 0.000 | 0.00 |
| 590 | Contribution pour instruction | 472'100.00 | 24.607 | 757.78 | 19'202.30 | 0.995 | 30.82 |
| 6 | Action sociale | 401'346.00 | 20.919 | 644.22 | 31'491.55 | 1.631 | 50.55 |
| 600 | Secours | 68'709.35 | 3.581 | 110.29 | 29'159.55 | 1.510 | 46.81 |
| 610 | Service dentaire | 937.75 | 0.049 | 1.51 | 0.00 | 0.000 | 0.00 |
| 620 | Autres institutions | 1'845.30 | 0.096 | 2.96 | 0.00 | 0.000 | 0.00 |
| 630 | Foyers communaux | 0.00 | 0.000 | 0.00 | 0.00 | 0.000 | 0.00 |
| 640 | Crèches, UAPE | 0.00 | 0.000 | 0.00 | 0.00 | 0.000 | 0.00 |
| 650 | Répartition des charges | 140'507.80 | 7.324 | 225.53 | 0.00 | 0.000 | 0.00 |
| 659 | AVS, off. logement, chômage etc | 186'756.80 | 9.734 | 299.77 | 2'332.00 | 0.121 | 3.74 |
| 665 | Contr. institution publique | 2'589.00 | 0.135 | 4.16 | 0.00 | 0.000 | 0.00 |

| Montfaucon | | | Charges | en % | Fr./hab. | Produits | en% | Fr./hab. |
|------------|-----|------------------------------|---------------------|---------------|-----------------|---------------------|---------------|-----------------|
| 7 | | Economie publique | 22'564.75 | 1.176 | 36.22 | 0.00 | 0.000 | 0.00 |
| | 700 | Foires, marchés | 0.00 | 0.000 | 0.00 | 0.00 | 0.000 | 0.00 |
| | 710 | Tourisme | 19'399.00 | 1.011 | 31.14 | 0.00 | 0.000 | 0.00 |
| | 720 | Agriculture | 3'165.75 | 0.165 | 5.08 | 0.00 | 0.000 | 0.00 |
| | 740 | Développement économique | 0.00 | 0.000 | 0.00 | 0.00 | 0.000 | 0.00 |
| 8 | | Finances | 258'856.70 | 13.492 | 415.50 | 185'831.05 | 9.625 | 298.28 |
| | 810 | Intérêts courts termes | 1'313.00 | 0.068 | 2.11 | 0.00 | 0.000 | 0.00 |
| | 811 | Intérêts longs termes | 42'053.20 | 2.192 | 67.50 | 0.00 | 0.000 | 0.00 |
| | 820 | Amortissements | 106'497.65 | 5.551 | 170.94 | 0.00 | 0.000 | 0.00 |
| | 825 | Charges d'immeubles | 4'077.85 | 0.213 | 6.55 | 978.60 | 0.051 | 1.57 |
| | 826 | Pâturages | 63'394.10 | 3.304 | 101.76 | 63'394.10 | 3.284 | 101.76 |
| | 830 | Subventions et contributions | 41'090.90 | 2.142 | 65.96 | 0.00 | 0.000 | 0.00 |
| | 840 | Intérêts actifs | 0.00 | 0.000 | 0.00 | 12'832.65 | 0.665 | 20.60 |
| | 850 | Rendement des immeubles | 430.00 | 0.022 | 0.69 | 43'625.70 | 2.260 | 70.03 |
| | 855 | Provisions, réserves, fonds | 0.00 | 0.000 | 0.00 | 65'000.00 | 3.367 | 104.33 |
| | 860 | Subventions | 0.00 | 0.000 | 0.00 | 0.00 | 0.000 | 0.00 |
| | 870 | Gains vente fortune | 0.00 | 0.000 | 0.00 | 0.00 | 0.000 | 0.00 |
| | 875 | Divers | 0.00 | 0.000 | 0.00 | 0.00 | 0.000 | 0.00 |
| 9 | | Imposition | 50'208.90 | 2.617 | 80.59 | 1'508'993.50 | 78.160 | 2'422.14 |
| | 910 | Impôts ordinaires | 0.00 | 0.000 | 0.00 | 1'289'587.40 | 66.795 | 2'069.96 |
| | 911 | Variation d'impôts | 0.00 | 0.000 | 0.00 | 95'421.60 | 4.942 | 153.16 |
| | 912 | Partage d'impôts | 6'923.05 | 0.361 | 11.11 | 5'842.30 | 0.303 | 9.38 |
| | 915 | Elimination d'impôts | 42'480.90 | 2.214 | 68.19 | 990.60 | 0.051 | 1.59 |
| | 920 | Autres impôts | 804.95 | 0.042 | 1.29 | 63'321.60 | 3.280 | 101.64 |
| | 940 | Fonds de péréquation | 0.00 | 0.000 | 0.00 | 53'830.00 | 2.788 | 86.40 |
| | | Totaux | 1'918'552.60 | 100.00 | 3'079.54 | 1'930'655.30 | 100.00 | 3'098.97 |
| | | Excédent de produits | 12'102.70 | | | | | |
| | | | 1'930'655.30 | | | 1'930'655.30 | | |

MONTFAUCON

INDICATEURS FINANCIERS 2013 – 2017

| | 2013 | 2014 | 2015 | 2016 | 2017 | Moyenne |
|---------------------------------------|------------|------------|------------|------------|-----------|-------------------|
| Autofinancement (en fr.) | 853'211.78 | 204'608.30 | 281'785.01 | 153'267.17 | 53'600.35 | 309'294.52 |
| Degré d'autofinancement (%) | 0.00 | -55.13 | -41.41 | 234.71 | 0.00 | 27.63 |
| Capacité d'autofinancement (%) | 32.82 | 10.42 | 13.82 | 7.97 | 3.00 | 13.61 |



Une capacité d'autofinancement de :

- Moins de 10% est considéré comme mauvaise
- De 10% à 20% est considéré comme moyenne à bonne
- Plus de 20% est considéré comme très bonne

ROSSEMAISON

641 habitants

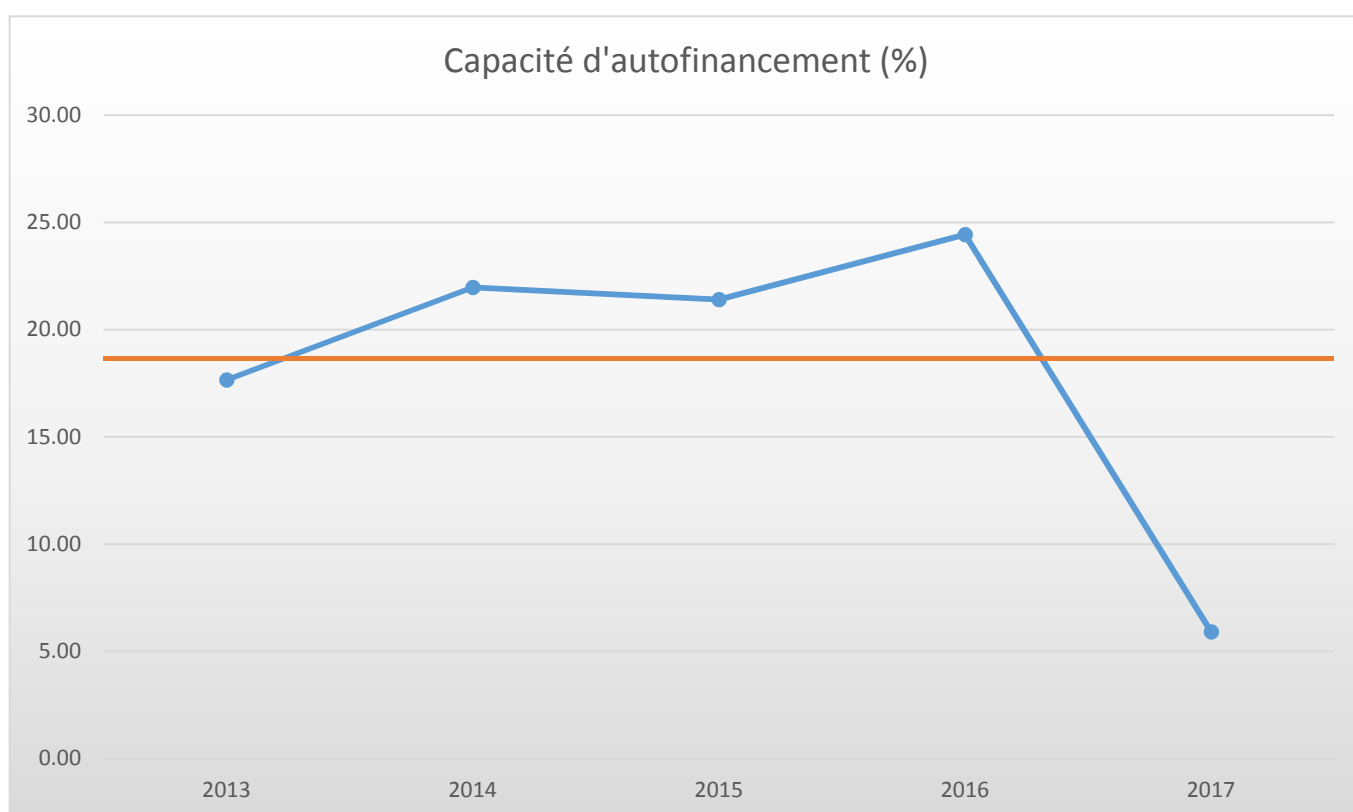
| Rossemaison | | | Charges | en % | Fr./hab. | Produits | en% | Fr./hab. |
|-------------|-----|--------------------------------------|-------------------|---------------|-----------------|------------------|--------------|--------------|
| 1 | | Autorité | 288'459.85 | 12.098 | 450.02 | 20'569.05 | 0.888 | 32.09 |
| | 100 | Communes, votations, élections | 2'933.00 | 0.123 | 4.58 | 0.00 | 0.000 | 0.00 |
| | 110 | Conseil général/de Ville | 0.00 | 0.000 | 0.00 | 0.00 | 0.000 | 0.00 |
| | 111 | Conseil communal | 41'773.50 | 1.752 | 65.17 | 0.00 | 0.000 | 0.00 |
| | 112 | Commissions | 4'050.90 | 0.170 | 6.32 | 0.00 | 0.000 | 0.00 |
| | 115 | Personnel administratif | 104'375.15 | 4.378 | 162.83 | 0.00 | 0.000 | 0.00 |
| | 116 | Charges du personnel | 49'737.45 | 2.086 | 77.59 | 21'682.40 | 0.936 | 33.83 |
| | 130 | Frais administratifs | 85'589.85 | 3.590 | 133.53 | 4'042.55 | 0.175 | 6.31 |
| | 170 | Emoluments | 0.00 | 0.000 | 0.00 | -5'155.90 | -0.223 | -8.04 |
| 2 | | Travaux publics | 115'079.95 | 4.826 | 179.53 | 40'305.10 | 1.741 | 62.88 |
| | 200 | Entretien des routes | 35'017.25 | 1.469 | 54.63 | 210.00 | 0.009 | 0.33 |
| | 201 | Ouvrages collectifs | 0.00 | 0.000 | 0.00 | 0.00 | 0.000 | 0.00 |
| | 205 | Eclairage public | 26'197.90 | 1.099 | 40.87 | 28'033.00 | 1.211 | 43.73 |
| | 206 | Horloge public | 0.00 | 0.000 | 0.00 | 0.00 | 0.000 | 0.00 |
| | 210 | Cours d'eau | 0.00 | 0.000 | 0.00 | 0.00 | 0.000 | 0.00 |
| | 230 | Cadastre | 16'586.75 | 0.696 | 25.88 | 12'032.10 | 0.520 | 18.77 |
| | 240 | Aménagement du territoire | 37'278.05 | 1.563 | 58.16 | 30.00 | 0.001 | 0.05 |
| 3 | | Affaire juridique, police | 1'864.60 | 0.078 | 2.91 | 1'864.60 | 0.081 | 2.91 |
| | 310 | Police communale | 0.00 | 0.000 | 0.00 | 0.00 | 0.000 | 0.00 |
| | 330 | Cantonnement | 120.00 | 0.005 | 0.19 | 0.00 | 0.000 | 0.00 |
| | 340 | Protection civil | 1'744.60 | 0.073 | 2.72 | 1'864.60 | 0.081 | 2.91 |
| 4 | | Hygiène publique | 0.00 | 0.000 | 0.00 | 0.00 | 0.000 | 0.00 |
| | 400 | Police des denrées | 0.00 | 0.000 | 0.00 | 0.00 | 0.000 | 0.00 |
| | 410 | Police sanitaire | 0.00 | 0.000 | 0.00 | 0.00 | 0.000 | 0.00 |
| | 415 | Arrondissement de sépulture | 0.00 | 0.000 | 0.00 | 0.00 | 0.000 | 0.00 |
| 5 | | Instruction | 939'432.45 | 39.400 | 1'465.57 | 21'762.70 | 0.940 | 33.95 |
| | 510 | Service de l'école/école primaire | 53'360.15 | 2.238 | 83.25 | 16'846.85 | 0.728 | 26.28 |
| | 511 | Transport scolaire | 0.00 | 0.000 | 0.00 | 0.00 | 0.000 | 0.00 |
| | 512 | Places de jeu/Halles de gym | 136'871.45 | 5.740 | 213.53 | 4'915.85 | 0.212 | 7.67 |
| | 520 | Ecole secondaire | 82'455.95 | 3.458 | 128.64 | 0.00 | 0.000 | 0.00 |
| | 530 | Colonie de vacances | 0.00 | 0.000 | 0.00 | 0.00 | 0.000 | 0.00 |
| | 540 | Ecole ménagère | 0.00 | 0.000 | 0.00 | 0.00 | 0.000 | 0.00 |
| | 570 | Ecole enfantine | 8'629.45 | 0.362 | 13.46 | 0.00 | 0.000 | 0.00 |
| | 580 | Contr. écologie, piscine, biblio ... | 24'667.40 | 1.035 | 38.48 | 0.00 | 0.000 | 0.00 |
| | 590 | Contribution pour instruction | 633'448.05 | 26.567 | 988.22 | 0.00 | 0.000 | 0.00 |
| 6 | | Action sociale | 486'747.45 | 20.414 | 759.36 | 24'891.80 | 1.075 | 38.83 |
| | 600 | Secours | 63'944.55 | 2.682 | 99.76 | 22'309.00 | 0.964 | 34.80 |
| | 610 | Service dentaire | 0.00 | 0.000 | 0.00 | 0.00 | 0.000 | 0.00 |
| | 620 | Autres institutions | 7'143.25 | 0.300 | 11.14 | 0.00 | 0.000 | 0.00 |
| | 630 | Foyers communaux | 5'186.50 | 0.218 | 8.09 | 0.00 | 0.000 | 0.00 |
| | 640 | Crèches, UAPE | 0.00 | 0.000 | 0.00 | 0.00 | 0.000 | 0.00 |
| | 650 | Répartition des charges | 208'245.70 | 8.734 | 324.88 | 0.00 | 0.000 | 0.00 |
| | 659 | AVS, off. logement, chômage etc | 200'727.45 | 8.419 | 313.15 | 2'582.80 | 0.112 | 4.03 |
| | 665 | Contr. institution publique | 1'500.00 | 0.063 | 2.34 | 0.00 | 0.000 | 0.00 |

| Rossemaison | | | Charges | en % | Fr./hab. | Produits | en% | Fr./hab. |
|-------------|-----|------------------------------|---------------------|---------------|-----------------|---------------------|---------------|-----------------|
| 7 | | Economie publique | 9'667.00 | 0.405 | 15.08 | 0.00 | 0.000 | 0.00 |
| | 700 | Foires, marchés | 0.00 | 0.000 | 0.00 | 0.00 | 0.000 | 0.00 |
| | 710 | Tourisme | 9'577.00 | 0.402 | 14.94 | 0.00 | 0.000 | 0.00 |
| | 720 | Agriculture | 90.00 | 0.004 | 0.14 | 0.00 | 0.000 | 0.00 |
| | 740 | Développement économique | 0.00 | 0.000 | 0.00 | 0.00 | 0.000 | 0.00 |
| 8 | | Finances | 353'899.70 | 14.843 | 552.11 | 173'827.80 | 7.508 | 271.18 |
| | 810 | Intérêts courts termes | 0.00 | 0.000 | 0.00 | 0.00 | 0.000 | 0.00 |
| | 811 | Intérêts longs termes | 30'347.50 | 1.273 | 47.34 | 0.00 | 0.000 | 0.00 |
| | 820 | Amortissements | 157'400.30 | 6.601 | 245.55 | 0.00 | 0.000 | 0.00 |
| | 825 | Charges d'immeubles | 165'286.35 | 6.932 | 257.86 | 150'250.20 | 6.489 | 234.40 |
| | 826 | Pâturages | 0.00 | 0.000 | 0.00 | 0.00 | 0.000 | 0.00 |
| | 830 | Subventions et contributions | 0.00 | 0.000 | 0.00 | 0.00 | 0.000 | 0.00 |
| | 840 | Intérêts actifs | 865.55 | 0.036 | 1.35 | 23'207.80 | 1.002 | 36.21 |
| | 850 | Rendement des immeubles | 0.00 | 0.000 | 0.00 | 81.00 | 0.003 | 0.13 |
| | 855 | Provisions, réserves, fonds | 0.00 | 0.000 | 0.00 | 288.80 | 0.012 | 0.45 |
| | 860 | Subventions | 0.00 | 0.000 | 0.00 | 0.00 | 0.000 | 0.00 |
| | 870 | Gains vente fortune | 0.00 | 0.000 | 0.00 | 0.00 | 0.000 | 0.00 |
| | 875 | Divers | 0.00 | 0.000 | 0.00 | 0.00 | 0.000 | 0.00 |
| 9 | | Imposition | 189'202.80 | 7.935 | 295.17 | 2'032'100.85 | 87.768 | 3'170.20 |
| | 910 | Impôts ordinaires | 0.00 | 0.000 | 0.00 | 1'790'720.80 | 77.342 | 2'793.64 |
| | 911 | Variation d'impôts | 125'183.80 | 5.250 | 195.29 | 98'567.55 | 4.257 | 153.77 |
| | 912 | Partage d'impôts | 22'725.95 | 0.953 | 35.45 | 3'175.00 | 0.137 | 4.95 |
| | 915 | Elimination d'impôts | 3'773.05 | 0.158 | 5.89 | 4'021.05 | 0.174 | 6.27 |
| | 920 | Autres impôts | 580.00 | 0.024 | 0.90 | 135'616.45 | 5.857 | 211.57 |
| | 940 | Fonds de péréquation | 36'940.00 | 1.549 | 57.63 | 0.00 | 0.000 | 0.00 |
| | | Totaux | 2'384'353.80 | 100.00 | 3'719.74 | 2'315'321.90 | 100.00 | 3'612.05 |
| | | Excédent de charges | | | | 69'031.90 | | |
| | | | 2'384'353.80 | | | 2'384'353.80 | | |

ROSSEMAISON

INDICATEURS FINANCIERS 2013 – 2017

| | 2013 | 2014 | 2015 | 2016 | 2017 | Moyenne |
|---------------------------------------|------------|------------|------------|------------|------------|-------------------|
| Autofinancement (en fr.) | 407'969.00 | 539'309.15 | 481'681.75 | 599'410.00 | 136'931.00 | 433'060.18 |
| Degré d'autofinancement (%) | 2'047.83 | 229.71 | 29.88 | 61.50 | 1'781.10 | 830.00 |
| Capacité d'autofinancement (%) | 17.65 | 21.97 | 21.40 | 24.43 | 5.91 | 18.27 |



Une capacité d'autofinancement de :

- Moins de 10% est considéré comme mauvaise
- De 10% à 20% est considéré comme moyenne à bonne
- Plus de 20% est considéré comme très bonne

BURE

659 habitants

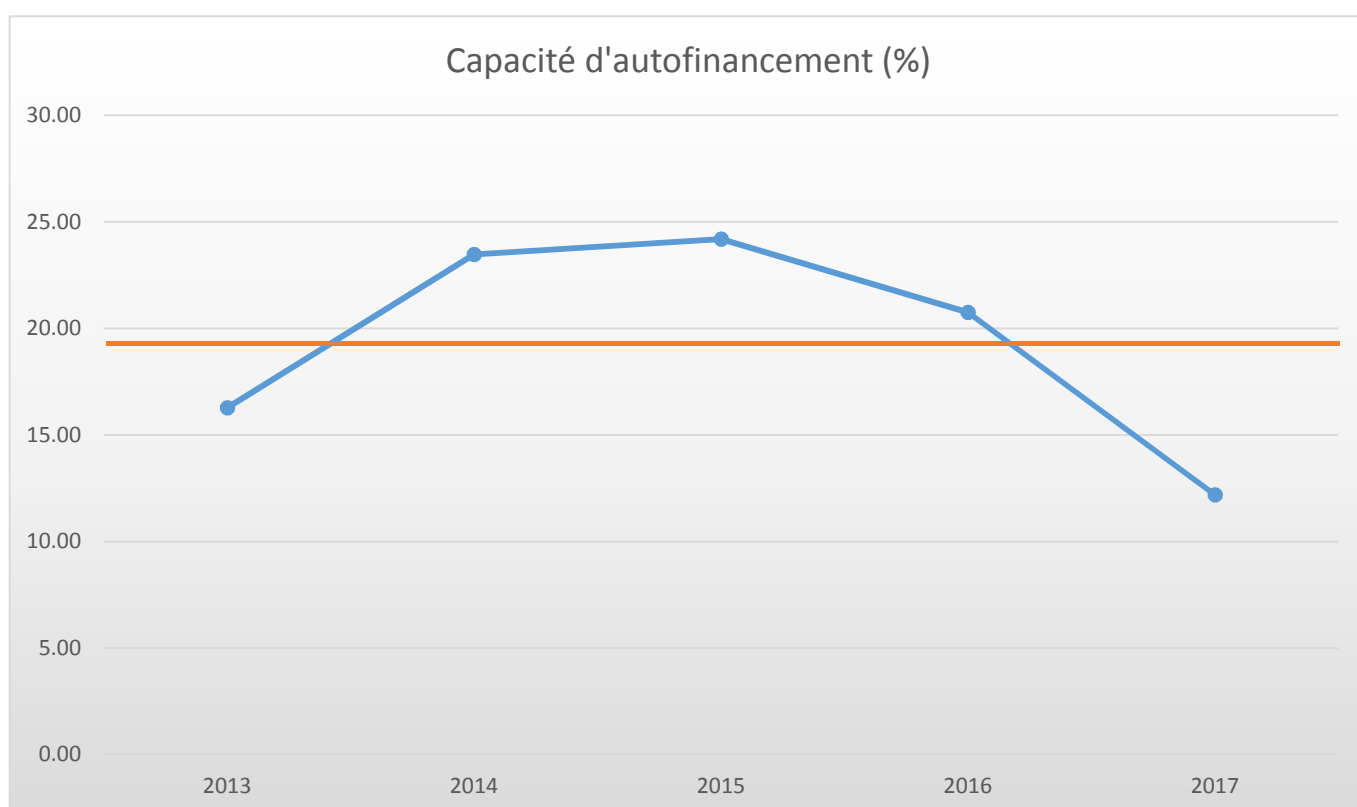
| Bure | | Charges | en % | Fr./hab. | Produits | en% | Fr./hab. |
|----------|-------------------------------------|-------------------|---------------|-----------------|-------------------|--------------|---------------|
| 1 | Autorité | 307'418.54 | 13.247 | 466.49 | 109'936.50 | 4.673 | 166.82 |
| 100 | Communes, votations, élections | 1'910.00 | 0.082 | 2.90 | 0.00 | 0.000 | 0.00 |
| 110 | Conseil général/de Ville | 0.00 | 0.000 | 0.00 | 0.00 | 0.000 | 0.00 |
| 111 | Conseil communal | 33'165.05 | 1.429 | 50.33 | 0.00 | 0.000 | 0.00 |
| 112 | Commissions | 0.00 | 0.000 | 0.00 | 0.00 | 0.000 | 0.00 |
| 115 | Personnel administratif | 165'004.95 | 7.110 | 250.39 | 84'769.30 | 3.603 | 128.63 |
| 116 | Charges du personnel | 42'946.95 | 1.851 | 65.17 | 19'082.00 | 0.811 | 28.96 |
| 130 | Frais administratifs | 64'391.59 | 2.775 | 97.71 | 1'364.10 | 0.058 | 2.07 |
| 170 | Emoluments | 0.00 | 0.000 | 0.00 | 4'721.10 | 0.201 | 7.16 |
| 2 | Travaux publics | 113'567.85 | 4.894 | 172.33 | 59'574.30 | 2.532 | 90.40 |
| 200 | Entretien des routes | 68'814.50 | 2.965 | 104.42 | 3'140.00 | 0.133 | 4.76 |
| 201 | Ouvrages collectifs | 0.00 | 0.000 | 0.00 | 0.00 | 0.000 | 0.00 |
| 205 | Eclairage public | 23'737.15 | 1.023 | 36.02 | 38'920.55 | 1.654 | 59.06 |
| 206 | Horloge public | 0.00 | 0.000 | 0.00 | 0.00 | 0.000 | 0.00 |
| 210 | Cours d'eau | 0.00 | 0.000 | 0.00 | 0.00 | 0.000 | 0.00 |
| 230 | Cadastre | 21'016.20 | 0.906 | 31.89 | 17'513.75 | 0.744 | 26.58 |
| 240 | Aménagement du territoire | 0.00 | 0.000 | 0.00 | 0.00 | 0.000 | 0.00 |
| 3 | Affaire juridique, police | 11'350.60 | 0.489 | 17.22 | 17'660.90 | 0.751 | 26.80 |
| 310 | Police communale | 800.00 | 0.034 | 1.21 | 0.00 | 0.000 | 0.00 |
| 330 | Cantonement | 0.00 | 0.000 | 0.00 | 0.00 | 0.000 | 0.00 |
| 340 | Protection civil | 10'550.60 | 0.455 | 16.01 | 17'660.90 | 0.751 | 26.80 |
| 4 | Hygiène publique | 3'039.35 | 0.131 | 4.61 | 0.00 | 0.000 | 0.00 |
| 400 | Police des denrées | 0.00 | 0.000 | 0.00 | 0.00 | 0.000 | 0.00 |
| 410 | Police sanitaire | 3'039.35 | 0.131 | 4.61 | 0.00 | 0.000 | 0.00 |
| 415 | Arrondissement de sépulture | 0.00 | 0.000 | 0.00 | 0.00 | 0.000 | 0.00 |
| 5 | Instruction | 886'888.50 | 38.218 | 1'345.81 | 8'148.15 | 0.346 | 12.36 |
| 510 | Service de l'école/école primaire | 44'022.95 | 1.897 | 66.80 | 1'652.00 | 0.070 | 2.51 |
| 511 | Transport scolaire | 0.00 | 0.000 | 0.00 | 0.00 | 0.000 | 0.00 |
| 512 | Places de jeu/Halles de gym | 79'403.10 | 3.422 | 120.49 | 6'496.15 | 0.276 | 9.86 |
| 520 | Ecole secondaire | 64'306.10 | 2.771 | 97.58 | 0.00 | 0.000 | 0.00 |
| 530 | Colonie de vacances | 0.00 | 0.000 | 0.00 | 0.00 | 0.000 | 0.00 |
| 540 | Ecole ménagère | 0.00 | 0.000 | 0.00 | 0.00 | 0.000 | 0.00 |
| 570 | Ecole enfantine | 0.00 | 0.000 | 0.00 | 0.00 | 0.000 | 0.00 |
| 580 | Contr. écolage, piscine, biblio ... | 24'864.50 | 1.071 | 37.73 | 0.00 | 0.000 | 0.00 |
| 590 | Contribution pour instruction | 674'291.85 | 29.057 | 1'023.20 | 0.00 | 0.000 | 0.00 |
| 6 | Action sociale | 457'650.50 | 19.721 | 694.46 | 2'473.00 | 0.105 | 3.75 |
| 600 | Secours | 30'851.75 | 1.329 | 46.82 | 40.00 | 0.002 | 0.06 |
| 610 | Service dentaire | 693.25 | 0.030 | 1.05 | 0.00 | 0.000 | 0.00 |
| 620 | Autres institutions | 342.50 | 0.015 | 0.52 | 0.00 | 0.000 | 0.00 |
| 630 | Foyers communaux | 1'906.00 | 0.082 | 2.89 | 0.00 | 0.000 | 0.00 |
| 640 | Crèches, UAPE | 0.00 | 0.000 | 0.00 | 0.00 | 0.000 | 0.00 |
| 650 | Répartition des charges | 216'232.50 | 9.318 | 328.12 | 0.00 | 0.000 | 0.00 |
| 659 | AVS, off. logement, chômage etc | 206'829.50 | 8.913 | 313.85 | 2'433.00 | 0.103 | 3.69 |
| 665 | Contr. institution publique | 795.00 | 0.034 | 1.21 | 0.00 | 0.000 | 0.00 |

| Bure | | Charges | en % | Fr./hab. | Produits | en% | Fr./hab. |
|----------|----------------------------------|---------------------|---------------|-----------------|---------------------|---------------|-----------------|
| 7 | Economie publique | 20'214.30 | 0.871 | 30.67 | 236.50 | 0.010 | 0.36 |
| | 700 Foires, marchés | 0.00 | 0.000 | 0.00 | 0.00 | 0.000 | 0.00 |
| | 710 Tourisme | 12'243.00 | 0.528 | 18.58 | 236.50 | 0.010 | 0.36 |
| | 720 Agriculture | 7'971.30 | 0.344 | 12.10 | 0.00 | 0.000 | 0.00 |
| | 740 Développement économique | 0.00 | 0.000 | 0.00 | 0.00 | 0.000 | 0.00 |
| 8 | Finances | 332'526.70 | 14.329 | 504.59 | 50'061.00 | 2.128 | 75.97 |
| | 810 Intérêts courts termes | 186.00 | 0.008 | 0.28 | 0.00 | 0.000 | 0.00 |
| | 811 Intérêts longs termes | 57'465.80 | 2.476 | 87.20 | 0.00 | 0.000 | 0.00 |
| | 820 Amortissements | 243'910.40 | 10.511 | 370.12 | 0.00 | 0.000 | 0.00 |
| | 825 Charges d'immeubles | 28'225.55 | 1.216 | 42.83 | 0.00 | 0.000 | 0.00 |
| | 826 Pâturages | 0.00 | 0.000 | 0.00 | 0.00 | 0.000 | 0.00 |
| | 830 Subventions et contributions | 1'027.50 | 0.044 | 1.56 | 0.00 | 0.000 | 0.00 |
| | 840 Intérêts actifs | 0.00 | 0.000 | 0.00 | 16'020.60 | 0.681 | 24.31 |
| | 850 Rendement des immeubles | 1'711.45 | 0.074 | 2.60 | 34'040.40 | 1.447 | 51.65 |
| | 855 Provisions, réserves, fonds | 0.00 | 0.000 | 0.00 | 0.00 | 0.000 | 0.00 |
| | 860 Subventions | 0.00 | 0.000 | 0.00 | 0.00 | 0.000 | 0.00 |
| | 870 Gains vente fortune | 0.00 | 0.000 | 0.00 | 0.00 | 0.000 | 0.00 |
| | 875 Divers | 0.00 | 0.000 | 0.00 | 0.00 | 0.000 | 0.00 |
| 9 | Imposition | 187'947.05 | 8.099 | 285.20 | 2'104'713.65 | 89.456 | 3'193.80 |
| | 910 Impôts ordinaires | 0.00 | 0.000 | 0.00 | 1'642'397.90 | 69.806 | 2'492.26 |
| | 911 Variation d'impôts | 140'539.15 | 6.056 | 213.26 | 223'323.55 | 9.492 | 338.88 |
| | 912 Partage d'impôts | 1'331.55 | 0.057 | 2.02 | 63'258.35 | 2.689 | 95.99 |
| | 915 Elimination d'impôts | 33'056.35 | 1.424 | 50.16 | 2'620.65 | 0.111 | 3.98 |
| | 920 Autres impôts | 990.00 | 0.043 | 1.50 | 65'215.20 | 2.772 | 98.96 |
| | 940 Fonds de péréquation | 12'030.00 | 0.518 | 18.25 | 107'898.00 | 4.586 | 163.73 |
| | Totaux | 2'320'603.39 | 100.00 | 3'521.40 | 2'352'804.00 | 100.00 | 3'570.26 |
| | Excédent de produit | 32'200.61 | | | | | |
| | | 2'352'804.00 | | | 2'352'804.00 | | |

BURE

INDICATEURS FINANCIERS 2013 – 2017

| | 2013 | 2014 | 2015 | 2016 | 2017 | Moyenne |
|---------------------------------------|------------|------------|------------|------------|------------|-------------------|
| Autofinancement (en fr.) | 372'366.68 | 637'356.72 | 624'506.78 | 501'637.61 | 276'111.01 | 482'395.76 |
| Degré d'autofinancement (%) | 49.37 | -26.24 | 1'547.98 | -467.21 | 425.91 | 305.96 |
| Capacité d'autofinancement (%) | 16.27 | 23.47 | 24.18 | 20.74 | 12.19 | 19.37 |



Une capacité d'autofinancement de :

- Moins de 10% est considéré comme mauvaise
- De 10% à 20% est considéré comme moyenne à bonne
- Plus de 20% est considéré comme très bonne

BONFOL
662 habitants

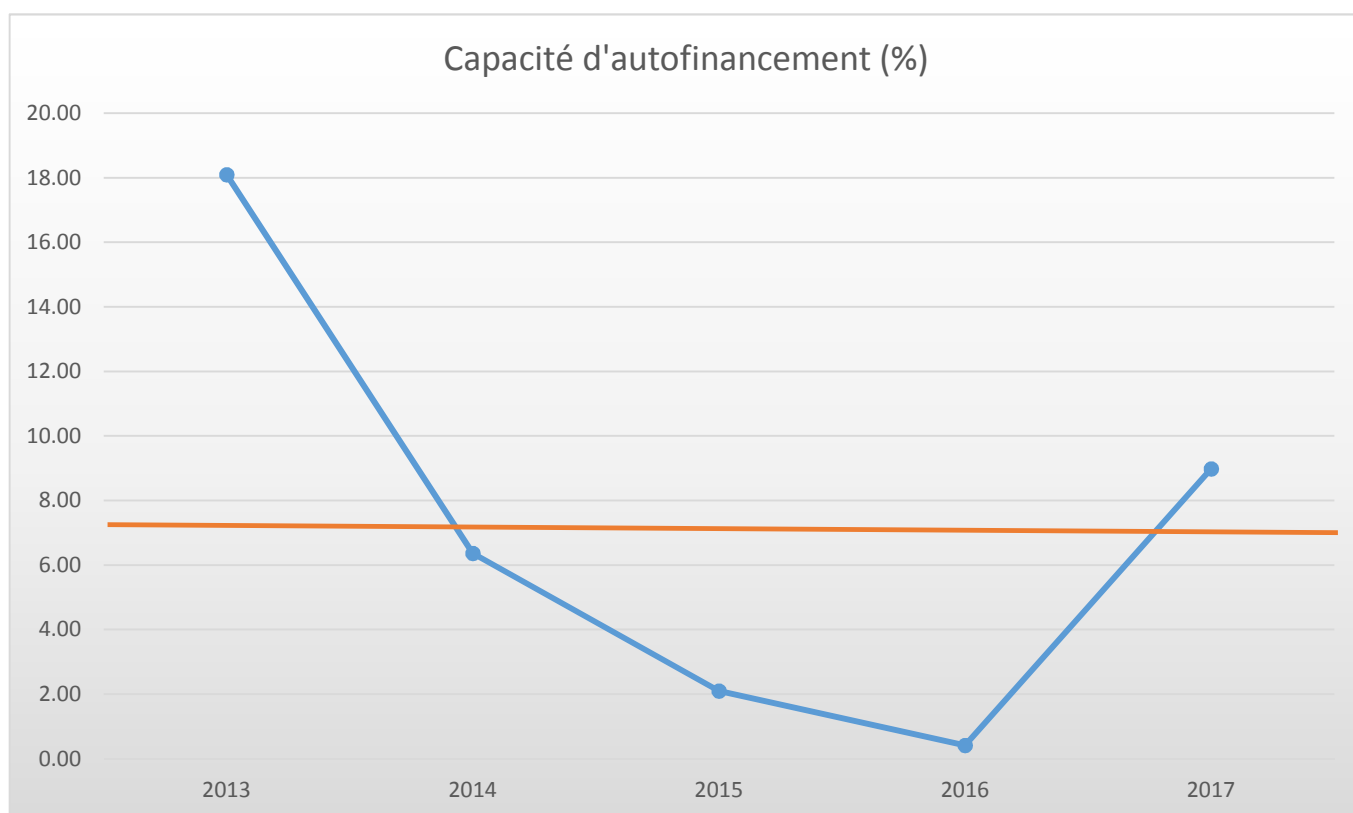
| Bonfol | | Charges | en % | Fr./hab. | Produits | en% | Fr./hab. |
|----------|-------------------------------------|---------------------|---------------|-----------------|-------------------|---------------|---------------|
| 1 | Autorité | 335'508.98 | 11.223 | 506.81 | 77'907.00 | 2.513 | 117.68 |
| 100 | Communes, votations, élections | 2'107.95 | 0.071 | 3.18 | 0.00 | 0.000 | 0.00 |
| 110 | Conseil général/de Ville | 0.00 | 0.000 | 0.00 | 0.00 | 0.000 | 0.00 |
| 111 | Conseil communal | 30'729.25 | 1.028 | 46.42 | 0.00 | 0.000 | 0.00 |
| 112 | Commissions | 4'528.80 | 0.151 | 6.84 | 0.00 | 0.000 | 0.00 |
| 115 | Personnel administratif | 158'652.95 | 5.307 | 239.66 | 33'500.00 | 1.081 | 50.60 |
| 116 | Charges du personnel | 62'652.60 | 2.096 | 94.64 | 29'076.80 | 0.938 | 43.92 |
| 130 | Frais administratifs | 76'837.43 | 2.570 | 116.07 | 10'699.65 | 0.345 | 16.16 |
| 170 | Emoluments | 0.00 | 0.000 | 0.00 | 4'630.55 | 0.149 | 6.99 |
| 2 | Travaux publics | 244'238.35 | 8.170 | 368.94 | 144'231.80 | 4.652 | 217.87 |
| 200 | Entretien des routes | 181'547.05 | 6.073 | 274.24 | 47'204.00 | 1.523 | 71.31 |
| 201 | Ouvrages collectifs | 0.00 | 0.000 | 0.00 | 0.00 | 0.000 | 0.00 |
| 205 | Eclairage public | 30'942.55 | 1.035 | 46.74 | 38'729.00 | 1.249 | 58.50 |
| 206 | Horloge public | 130.70 | 0.004 | 0.20 | 0.00 | 0.000 | 0.00 |
| 210 | Cours d'eau | 0.00 | 0.000 | 0.00 | 0.00 | 0.000 | 0.00 |
| 230 | Cadastre | 28'395.45 | 0.950 | 42.89 | 32'033.80 | 1.033 | 48.39 |
| 240 | Aménagement du territoire | 3'222.60 | 0.108 | 4.87 | 26'265.00 | 0.847 | 39.68 |
| 3 | Affaire juridique, police | 2'085.95 | 0.070 | 3.15 | 0.00 | 0.000 | 0.00 |
| 310 | Police communale | 0.00 | 0.000 | 0.00 | 0.00 | 0.000 | 0.00 |
| 330 | Cantonnement | 330.00 | 0.011 | 0.50 | 0.00 | 0.000 | 0.00 |
| 340 | Protection civil | 1'755.95 | 0.059 | 2.65 | 0.00 | 0.000 | 0.00 |
| 4 | Hygiène publique | 5'038.75 | 0.169 | 7.61 | 0.00 | 0.000 | 0.00 |
| 400 | Police des denrées | 0.00 | 0.000 | 0.00 | 0.00 | 0.000 | 0.00 |
| 410 | Police sanitaire | 5'038.75 | 0.169 | 7.61 | 0.00 | 0.000 | 0.00 |
| 415 | Arrondissement de sépulture | 0.00 | 0.000 | 0.00 | 0.00 | 0.000 | 0.00 |
| 5 | Instruction | 909'419.70 | 30.420 | 1'373.75 | 62'053.20 | 2.002 | 93.74 |
| 510 | Service de l'école/école primaire | 14'988.10 | 0.501 | 22.64 | 858.00 | 0.028 | 1.30 |
| 511 | Transport scolaire | 0.00 | 0.000 | 0.00 | 0.00 | 0.000 | 0.00 |
| 512 | Places de jeu/Halles de gym | 164'450.65 | 5.501 | 248.41 | 61'195.20 | 1.974 | 92.44 |
| 520 | Ecole secondaire | 49'675.05 | 1.662 | 75.04 | 0.00 | 0.000 | 0.00 |
| 530 | Colonie de vacances | 0.00 | 0.000 | 0.00 | 0.00 | 0.000 | 0.00 |
| 540 | Ecole ménagère | 0.00 | 0.000 | 0.00 | 0.00 | 0.000 | 0.00 |
| 570 | Ecole enfantine | 0.00 | 0.000 | 0.00 | 0.00 | 0.000 | 0.00 |
| 580 | Contr. écolage, piscine, biblio ... | 25'701.40 | 0.860 | 38.82 | 0.00 | 0.000 | 0.00 |
| 590 | Contribution pour instruction | 654'604.50 | 21.896 | 988.83 | 0.00 | 0.000 | 0.00 |
| 6 | Action sociale | 1'102'324.80 | 36.872 | 1'665.14 | 619'558.95 | 19.984 | 935.89 |
| 600 | Secours | 212'462.45 | 7.107 | 320.94 | 11'337.50 | 0.366 | 17.13 |
| 610 | Service dentaire | 2'430.75 | 0.081 | 3.67 | 0.00 | 0.000 | 0.00 |
| 620 | Autres institutions | 968.00 | 0.032 | 1.46 | 0.00 | 0.000 | 0.00 |
| 630 | Foyers communaux | 8'756.90 | 0.293 | 13.23 | 900.00 | 0.029 | 1.36 |
| 640 | Crèches, UAPE | 604'893.25 | 20.233 | 913.74 | 265'312.00 | 8.558 | 400.77 |
| 650 | Répartition des charges | 50'274.45 | 1.682 | 75.94 | 339'581.25 | 10.953 | 512.96 |
| 659 | AVS, off. logement, chômage etc | 221'039.00 | 7.394 | 333.90 | 2'428.20 | 0.078 | 3.67 |
| 665 | Contr. institution publique | 1'500.00 | 0.050 | 2.27 | 0.00 | 0.000 | 0.00 |

| Bonfol | | | Charges | en % | Fr./hab. | Produits | en% | Fr./hab. |
|----------|-----|------------------------------|---------------------|---------------|-----------------|---------------------|---------------|-----------------|
| 7 | | Economie publique | 15'559.31 | 0.520 | 23.50 | 1'400.00 | 0.045 | 2.11 |
| | 700 | Foires, marchés | 0.00 | 0.000 | 0.00 | 0.00 | 0.000 | 0.00 |
| | 710 | Tourisme | 13'409.81 | 0.449 | 20.26 | 0.00 | 0.000 | 0.00 |
| | 720 | Agriculture | 493.00 | 0.016 | 0.74 | 0.00 | 0.000 | 0.00 |
| | 740 | Développement économique | 1'656.50 | 0.055 | 2.50 | 1'400.00 | 0.045 | 2.11 |
| 8 | | Finances | 260'443.11 | 8.712 | 393.42 | 222'731.02 | 7.184 | 336.45 |
| | 810 | Intérêts courts termes | 0.00 | 0.000 | 0.00 | 0.00 | 0.000 | 0.00 |
| | 811 | Intérêts longs termes | 45'023.25 | 1.506 | 68.01 | 0.00 | 0.000 | 0.00 |
| | 820 | Amortissements | 171'001.61 | 5.720 | 258.31 | 0.00 | 0.000 | 0.00 |
| | 825 | Charges d'immeubles | 40'978.55 | 1.371 | 61.90 | 12'414.00 | 0.400 | 18.75 |
| | 826 | Pâturages | 0.00 | 0.000 | 0.00 | 0.00 | 0.000 | 0.00 |
| | 830 | Subventions et contributions | 800.00 | 0.027 | 1.21 | 0.00 | 0.000 | 0.00 |
| | 840 | Intérêts actifs | 239.70 | 0.008 | 0.36 | 23'125.26 | 0.746 | 34.93 |
| | 850 | Rendement des immeubles | 2'400.00 | 0.080 | 3.63 | 185'805.71 | 5.993 | 280.67 |
| | 855 | Provisions, réserves, fonds | 0.00 | 0.000 | 0.00 | 1'386.05 | 0.045 | 2.09 |
| | 860 | Subventions | 0.00 | 0.000 | 0.00 | 0.00 | 0.000 | 0.00 |
| | 870 | Gains vente fortune | 0.00 | 0.000 | 0.00 | 0.00 | 0.000 | 0.00 |
| | 875 | Divers | 0.00 | 0.000 | 0.00 | 0.00 | 0.000 | 0.00 |
| 9 | | Imposition | 114'947.70 | 3.845 | 173.64 | 1'972'432.60 | 63.620 | 2'979.51 |
| | 910 | Impôts ordinaires | 0.00 | 0.000 | 0.00 | 1'580'351.30 | 50.974 | 2'387.24 |
| | 911 | Variation d'impôts | 57'262.30 | 1.915 | 86.50 | 128'567.55 | 4.147 | 194.21 |
| | 912 | Partage d'impôts | 10'193.75 | 0.341 | 15.40 | 33'919.75 | 1.094 | 51.24 |
| | 915 | Elimination d'impôts | 46'050.80 | 1.540 | 69.56 | 25'000.00 | 0.806 | 37.76 |
| | 920 | Autres impôts | 1'440.85 | 0.048 | 2.18 | 85'134.00 | 2.746 | 128.60 |
| | 940 | Fonds de péréquation | 0.00 | 0.000 | 0.00 | 119'460.00 | 3.853 | 180.45 |
| | | Totaux | 2'989'566.65 | 100.00 | 4'515.96 | 3'100'314.57 | 100.00 | 4'683.25 |
| | | Excédent de produits | 110'747.92 | | | | | |
| | | | 3'100'314.57 | | | 3'100'314.57 | | |

BONFOL

INDICATEURS FINANCIERS 2013 – 2017

| | 2013 | 2014 | 2015 | 2016 | 2017 | Moyenne |
|---------------------------------------|------------|------------|-----------|-----------|------------|-------------------|
| Autofinancement (en fr.) | 577'989.85 | 190'378.15 | 57'848.40 | 11'248.00 | 275'643.56 | 222'621.59 |
| Degré d'autofinancement (%) | 421.33 | 323.96 | 96.20 | 281.41 | 474.27 | 319.43 |
| Capacité d'autofinancement (%) | 18.10 | 6.36 | 2.10 | 0.41 | 8.98 | 7.19 |



Une capacité d'autofinancement de :

- Moins de 10% est considéré comme mauvaise
- De 10% à 20% est considéré comme moyenne à bonne
- Plus de 20% est considéré comme très bonne

LAJOUX
664 habitants

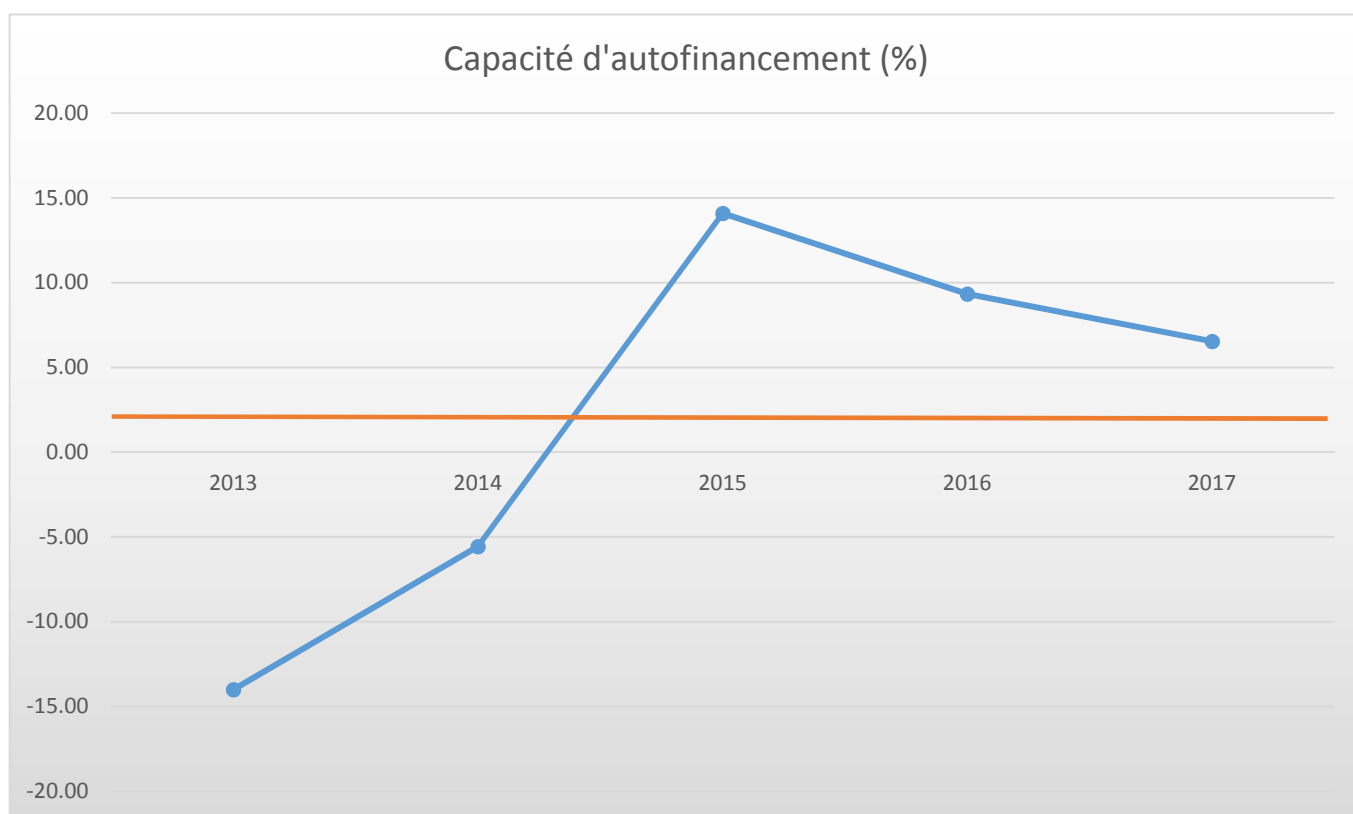
| Lajoux | | Charges | en % | Fr./hab. | Produits | en% | Fr./hab. |
|----------|--------------------------------------|---------------------|---------------|-----------------|-------------------|--------------|---------------|
| 1 | Autorité | 407'334.77 | 16.215 | 613.46 | 126'379.85 | 5.000 | 190.33 |
| 100 | Communes, votations, élections | 5'455.65 | 0.217 | 8.22 | 0.00 | 0.000 | 0.00 |
| 110 | Conseil général/de Ville | 0.00 | 0.000 | 0.00 | 0.00 | 0.000 | 0.00 |
| 111 | Conseil communal | 49'793.45 | 1.982 | 74.99 | 0.00 | 0.000 | 0.00 |
| 112 | Commissions | 1'440.00 | 0.057 | 2.17 | 0.00 | 0.000 | 0.00 |
| 115 | Personnel administratif | 144'404.05 | 5.748 | 217.48 | 30'130.00 | 1.192 | 45.38 |
| 116 | Charges du personnel | 142'033.10 | 5.654 | 213.91 | 81'507.50 | 3.225 | 122.75 |
| 130 | Frais administratifs | 64'058.52 | 2.550 | 96.47 | 4'784.65 | 0.189 | 7.21 |
| 170 | Emoluments | 150.00 | 0.006 | 0.23 | 9'957.70 | 0.394 | 15.00 |
| 2 | Travaux publics | 285'254.80 | 11.356 | 429.60 | 198'642.70 | 7.859 | 299.16 |
| 200 | Entretien des routes | 240'089.75 | 9.558 | 361.58 | 153'654.00 | 6.079 | 231.41 |
| 201 | Ouvrages collectifs | 5'558.35 | 0.221 | 8.37 | 0.00 | 0.000 | 0.00 |
| 205 | Eclairage public | 24'577.50 | 0.978 | 37.01 | 29'886.00 | 1.182 | 45.01 |
| 206 | Horloge public | 0.00 | 0.000 | 0.00 | 0.00 | 0.000 | 0.00 |
| 210 | Cours d'eau | 0.00 | 0.000 | 0.00 | 0.00 | 0.000 | 0.00 |
| 230 | Cadastre | 10'348.20 | 0.412 | 15.58 | 14'152.70 | 0.560 | 21.31 |
| 240 | Aménagement du territoire | 4'681.00 | 0.186 | 7.05 | 950.00 | 0.038 | 1.43 |
| 3 | Affaire juridique, police | 2'801.15 | 0.112 | 4.22 | 1'771.15 | 0.070 | 2.67 |
| 310 | Police communale | 1'000.00 | 0.040 | 1.51 | 0.00 | 0.000 | 0.00 |
| 330 | Cantonnement | 30.00 | 0.001 | 0.05 | 0.00 | 0.000 | 0.00 |
| 340 | Protection civil | 1'771.15 | 0.071 | 2.67 | 1'771.15 | 0.070 | 2.67 |
| 4 | Hygiène publique | 0.00 | 0.000 | 0.00 | 0.00 | 0.000 | 0.00 |
| 400 | Police des denrées | 0.00 | 0.000 | 0.00 | 0.00 | 0.000 | 0.00 |
| 410 | Police sanitaire | 0.00 | 0.000 | 0.00 | 0.00 | 0.000 | 0.00 |
| 415 | Arrondissement de sépulture | 0.00 | 0.000 | 0.00 | 0.00 | 0.000 | 0.00 |
| 5 | Instruction | 1'038'549.40 | 41.343 | 1'564.08 | 177'397.00 | 7.018 | 267.16 |
| 510 | Service de l'école/école primaire | 49'608.35 | 1.975 | 74.71 | 84'842.00 | 3.357 | 127.77 |
| 511 | Transport scolaire | 60'813.05 | 2.421 | 91.59 | 60'813.05 | 2.406 | 91.59 |
| 512 | Places de jeu/Halles de gym | 145'762.50 | 5.803 | 219.52 | 5'226.95 | 0.207 | 7.87 |
| 520 | Ecole secondaire | 296'184.05 | 11.791 | 446.06 | 23'000.00 | 0.910 | 34.64 |
| 530 | Colonie de vacances | 0.00 | 0.000 | 0.00 | 0.00 | 0.000 | 0.00 |
| 540 | Ecole ménagère | 0.00 | 0.000 | 0.00 | 2'000.00 | 0.079 | 3.01 |
| 570 | Ecole enfantine | 7'013.30 | 0.279 | 10.56 | 0.00 | 0.000 | 0.00 |
| 580 | Contr. écologie, piscine, biblio ... | 41'905.45 | 1.668 | 63.11 | 1'515.00 | 0.060 | 2.28 |
| 590 | Contribution pour instruction | 437'262.70 | 17.407 | 658.53 | 0.00 | 0.000 | 0.00 |
| 6 | Action sociale | 437'471.00 | 17.415 | 658.84 | 8'918.40 | 0.353 | 13.43 |
| 600 | Secours | 86'758.30 | 3.454 | 130.66 | 0.00 | 0.000 | 0.00 |
| 610 | Service dentaire | 2'326.60 | 0.093 | 3.50 | 2'818.00 | 0.111 | 4.24 |
| 620 | Autres institutions | 5'268.50 | 0.210 | 7.93 | 0.00 | 0.000 | 0.00 |
| 630 | Foyers communaux | 9'323.50 | 0.371 | 14.04 | 3'343.60 | 0.132 | 5.04 |
| 640 | Crèches, UAPE | 0.00 | 0.000 | 0.00 | 0.00 | 0.000 | 0.00 |
| 650 | Répartition des charges | 119'324.00 | 4.750 | 179.70 | 0.00 | 0.000 | 0.00 |
| 659 | AVS, off. logement, chômage etc | 212'466.60 | 8.458 | 319.98 | 2'756.80 | 0.109 | 4.15 |
| 665 | Contr. institution publique | 2'003.50 | 0.080 | 3.02 | 0.00 | 0.000 | 0.00 |

| Lajoux | | | Charges | en % | Fr./hab. | Produits | en% | Fr./hab. |
|----------|-----|------------------------------|---------------------|---------------|-----------------|---------------------|---------------|-----------------|
| 7 | | Economie publique | 17'489.30 | 0.696 | 26.34 | 1'244.30 | 0.049 | 1.87 |
| | 700 | Foires, marchés | 1'115.30 | 0.044 | 1.68 | 465.00 | 0.018 | 0.70 |
| | 710 | Tourisme | 10'896.00 | 0.434 | 16.41 | 779.30 | 0.031 | 1.17 |
| | 720 | Agriculture | 5'478.00 | 0.218 | 8.25 | 0.00 | 0.000 | 0.00 |
| | 740 | Développement économique | 0.00 | 0.000 | 0.00 | 0.00 | 0.000 | 0.00 |
| 8 | | Finances | 288'756.13 | 11.495 | 434.87 | 233'997.78 | 9.257 | 352.41 |
| | 810 | Intérêts courts termes | 40'225.25 | 1.601 | 60.58 | 907.20 | 0.036 | 1.37 |
| | 811 | Intérêts longs termes | 28'267.20 | 1.125 | 42.57 | 19'192.85 | 0.759 | 28.90 |
| | 820 | Amortissements | 107'516.08 | 4.280 | 161.92 | 28'780.30 | 1.139 | 43.34 |
| | 825 | Charges d'immeubles | 71'594.90 | 2.850 | 107.82 | 5'722.65 | 0.226 | 8.62 |
| | 826 | Pâturages | 9'602.10 | 0.382 | 14.46 | 34'000.00 | 1.345 | 51.20 |
| | 830 | Subventions et contributions | 31'550.60 | 1.256 | 47.52 | 0.00 | 0.000 | 0.00 |
| | 840 | Intérêts actifs | 0.00 | 0.000 | 0.00 | 10'015.88 | 0.396 | 15.08 |
| | 850 | Rendement des immeubles | 0.00 | 0.000 | 0.00 | 135'358.90 | 5.355 | 203.85 |
| | 855 | Provisions, réserves, fonds | 0.00 | 0.000 | 0.00 | 0.00 | 0.000 | 0.00 |
| | 860 | Subventions | 0.00 | 0.000 | 0.00 | 0.00 | 0.000 | 0.00 |
| | 870 | Gains vente fortune | 0.00 | 0.000 | 0.00 | 20.00 | 0.001 | 0.03 |
| | 875 | Divers | 0.00 | 0.000 | 0.00 | 0.00 | 0.000 | 0.00 |
| 9 | | Imposition | 34'379.80 | 1.369 | 51.78 | 1'779'323.85 | 70.394 | 2'679.70 |
| | 910 | Impôts ordinaires | 429.60 | 0.017 | 0.65 | 1'447'326.70 | 57.259 | 2'179.71 |
| | 911 | Variation d'impôts | 29'985.35 | 1.194 | 45.16 | 82'876.40 | 3.279 | 124.81 |
| | 912 | Partage d'impôts | 0.00 | 0.000 | 0.00 | 18'394.15 | 0.728 | 27.70 |
| | 915 | Elimination d'impôts | 2'394.80 | 0.095 | 3.61 | 18.35 | 0.001 | 0.03 |
| | 920 | Autres impôts | 1'570.05 | 0.063 | 2.36 | 46'283.25 | 1.831 | 69.70 |
| | 940 | Fonds de péréquation | 0.00 | 0.000 | 0.00 | 184'425.00 | 7.296 | 277.75 |
| | | Totaux | 2'512'036.35 | 100.00 | 3'783.19 | 2'527'675.03 | 100.00 | 3'806.74 |
| | | Excédent de produits | 15'638.68 | | | | | |
| | | | 2'527'675.03 | | | 2'527'675.03 | | |

LAJOUX

INDICATEURS FINANCIERS 2013 – 2017

| | 2013 | 2014 | 2015 | 2016 | 2017 | Moyenne |
|---------------------------------------|-------------|-------------|------------|------------|------------|------------------|
| Autofinancement (en fr.) | -308'010.02 | -127'367.35 | 401'982.97 | 243'616.24 | 152'930.21 | 72'630.41 |
| Degré d'autofinancement (%) | 0.00 | -266.10 | 184.95 | 30.08 | 84.27 | 6.64 |
| Capacité d'autofinancement (%) | -14.01 | -5.56 | 14.09 | 9.33 | 6.55 | 2.08 |



Une capacité d'autofinancement de :

- Moins de 10% est considéré comme mauvaise
- De 10% à 20% est considéré comme moyenne à bonne
- Plus de 20% est considéré comme très bonne

COEUVES
733 habitants

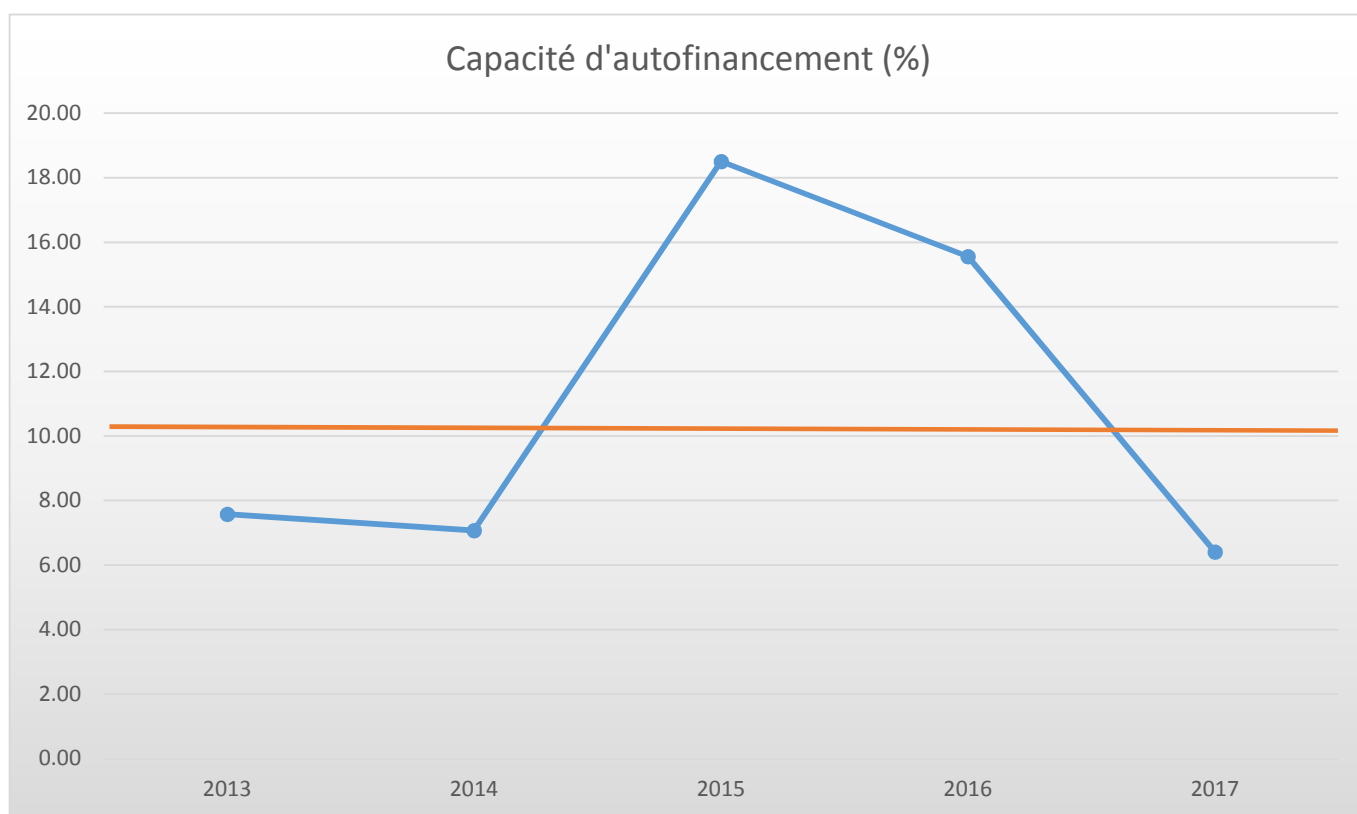
| Coeuve | | Charges | en % | Fr./hab. | Produits | en% | Fr./hab. |
|----------|-------------------------------------|---------------------|---------------|-----------------|-------------------|---------------|---------------|
| 1 | Autorité | 347'198.24 | 13.560 | 473.67 | 64'549.75 | 2.527 | 88.06 |
| 100 | Communes, votations, élections | 171.30 | 0.007 | 0.23 | 0.00 | 0.000 | 0.00 |
| 110 | Conseil général/de Ville | 0.00 | 0.000 | 0.00 | 0.00 | 0.000 | 0.00 |
| 111 | Conseil communal | 31'174.50 | 1.218 | 42.53 | 0.00 | 0.000 | 0.00 |
| 112 | Commissions | 9'116.30 | 0.356 | 12.44 | 2'515.50 | 0.098 | 3.43 |
| 115 | Personnel administratif | 134'509.70 | 5.253 | 183.51 | 3'500.00 | 0.137 | 4.77 |
| 116 | Charges du personnel | 101'142.85 | 3.950 | 137.98 | 51'221.75 | 2.006 | 69.88 |
| 130 | Frais administratifs | 71'083.59 | 2.776 | 96.98 | 2'527.40 | 0.099 | 3.45 |
| 170 | Emoluments | 0.00 | 0.000 | 0.00 | 4'785.10 | 0.187 | 6.53 |
| 2 | Travaux publics | 275'817.90 | 10.772 | 376.29 | 259'594.00 | 10.164 | 354.15 |
| 200 | Entretien des routes | 122'644.75 | 4.790 | 167.32 | 42'842.40 | 1.677 | 58.45 |
| 201 | Ouvrages collectifs | 92'133.55 | 3.598 | 125.69 | 92'133.55 | 3.607 | 125.69 |
| 205 | Eclairage public | 24'530.35 | 0.958 | 33.47 | 93'094.00 | 3.645 | 127.00 |
| 206 | Horloge public | 0.00 | 0.000 | 0.00 | 0.00 | 0.000 | 0.00 |
| 210 | Cours d'eau | 0.00 | 0.000 | 0.00 | 145.70 | 0.006 | 0.20 |
| 230 | Cadastre | 36'509.25 | 1.426 | 49.81 | 31'378.35 | 1.229 | 42.81 |
| 240 | Aménagement du territoire | 0.00 | 0.000 | 0.00 | 0.00 | 0.000 | 0.00 |
| 3 | Affaire juridique, police | 3'227.05 | 0.126 | 4.40 | 4'698.60 | 0.184 | 6.41 |
| 310 | Police communale | 0.00 | 0.000 | 0.00 | 0.00 | 0.000 | 0.00 |
| 330 | Cantonnement | 240.00 | 0.009 | 0.33 | 0.00 | 0.000 | 0.00 |
| 340 | Protection civil | 2'987.05 | 0.117 | 4.08 | 4'698.60 | 0.184 | 6.41 |
| 4 | Hygiène publique | 0.00 | 0.000 | 0.00 | 0.00 | 0.000 | 0.00 |
| 400 | Police des denrées | 0.00 | 0.000 | 0.00 | 0.00 | 0.000 | 0.00 |
| 410 | Police sanitaire | 0.00 | 0.000 | 0.00 | 0.00 | 0.000 | 0.00 |
| 415 | Arrondissement de sépulture | 0.00 | 0.000 | 0.00 | 0.00 | 0.000 | 0.00 |
| 5 | Instruction | 1'026'230.28 | 40.080 | 1'400.04 | 28'531.95 | 1.117 | 38.92 |
| 510 | Service de l'école/école primaire | 57'461.18 | 2.244 | 78.39 | 15'879.05 | 0.622 | 21.66 |
| 511 | Transport scolaire | 34'614.80 | 1.352 | 47.22 | 1'415.00 | 0.055 | 1.93 |
| 512 | Places de jeu/Halles de gym | 142'322.70 | 5.558 | 194.16 | 11'237.90 | 0.440 | 15.33 |
| 520 | Ecole secondaire | 74'302.60 | 2.902 | 101.37 | 0.00 | 0.000 | 0.00 |
| 530 | Colonie de vacances | 0.00 | 0.000 | 0.00 | 0.00 | 0.000 | 0.00 |
| 540 | Ecole ménagère | 0.00 | 0.000 | 0.00 | 0.00 | 0.000 | 0.00 |
| 570 | Ecole enfantine | 5'326.70 | 0.208 | 7.27 | 0.00 | 0.000 | 0.00 |
| 580 | Contr. écolage, piscine, biblio ... | 26'260.00 | 1.026 | 35.83 | 0.00 | 0.000 | 0.00 |
| 590 | Contribution pour instruction | 685'942.30 | 26.790 | 935.80 | 0.00 | 0.000 | 0.00 |
| 6 | Action sociale | 500'536.20 | 19.549 | 682.86 | 3'529.35 | 0.138 | 4.81 |
| 600 | Secours | 22'314.55 | 0.872 | 30.44 | 1'011.35 | 0.040 | 1.38 |
| 610 | Service dentaire | 911.70 | 0.036 | 1.24 | 0.00 | 0.000 | 0.00 |
| 620 | Autres institutions | 366.00 | 0.014 | 0.50 | 0.00 | 0.000 | 0.00 |
| 630 | Foyers communaux | 3'147.90 | 0.123 | 4.29 | 0.00 | 0.000 | 0.00 |
| 640 | Crèches, UAPE | 170'446.35 | 6.657 | 232.53 | 0.00 | 0.000 | 0.00 |
| 650 | Répartition des charges | 72'188.70 | 2.819 | 98.48 | 0.00 | 0.000 | 0.00 |
| 659 | AVS, off. logement, chômage etc | 228'161.00 | 8.911 | 311.27 | 2'518.00 | 0.099 | 3.44 |
| 665 | Contr. institution publique | 3'000.00 | 0.117 | 4.09 | 0.00 | 0.000 | 0.00 |

| Coeuve | | | Charges | en % | Fr./hab. | Produits | en% | Fr./hab. |
|----------|-----|------------------------------|---------------------|---------------|-----------------|---------------------|---------------|-----------------|
| 7 | | Economie publique | 20'870.50 | 0.815 | 28.47 | 0.00 | 0.000 | 0.00 |
| | 700 | Foires, marchés | 5'715.10 | 0.223 | 7.80 | 0.00 | 0.000 | 0.00 |
| | 710 | Tourisme | 14'650.40 | 0.572 | 19.99 | 0.00 | 0.000 | 0.00 |
| | 720 | Agriculture | 505.00 | 0.020 | 0.69 | 0.00 | 0.000 | 0.00 |
| | 740 | Développement économique | 0.00 | 0.000 | 0.00 | 0.00 | 0.000 | 0.00 |
| 8 | | Finances | 330'319.31 | 12.901 | 450.64 | 200'953.66 | 7.868 | 274.15 |
| | 810 | Intérêts courts termes | 32'188.31 | 1.257 | 43.91 | 0.00 | 0.000 | 0.00 |
| | 811 | Intérêts longs termes | 46'233.39 | 1.806 | 63.07 | 4'459.20 | 0.175 | 6.08 |
| | 820 | Amortissements | 174'331.70 | 6.809 | 237.83 | 0.00 | 0.000 | 0.00 |
| | 825 | Charges d'immeubles | 12'273.04 | 0.479 | 16.74 | 927.55 | 0.036 | 1.27 |
| | 826 | Pâturages | 0.00 | 0.000 | 0.00 | 0.00 | 0.000 | 0.00 |
| | 830 | Subventions et contributions | 63'701.00 | 2.488 | 86.90 | 0.00 | 0.000 | 0.00 |
| | 840 | Intérêts actifs | 1'591.87 | 0.062 | 2.17 | 32'251.10 | 1.263 | 44.00 |
| | 850 | Rendement des immeubles | 0.00 | 0.000 | 0.00 | 144'279.86 | 5.649 | 196.83 |
| | 855 | Provisions, réserves, fonds | 0.00 | 0.000 | 0.00 | 19'035.95 | 0.745 | 25.97 |
| | 860 | Subventions | 0.00 | 0.000 | 0.00 | 0.00 | 0.000 | 0.00 |
| | 870 | Gains vente fortune | 0.00 | 0.000 | 0.00 | 0.00 | 0.000 | 0.00 |
| | 875 | Divers | 0.00 | 0.000 | 0.00 | 0.00 | 0.000 | 0.00 |
| 9 | | Imposition | 56'264.20 | 2.197 | 76.76 | 1'992'109.70 | 78.001 | 2'717.75 |
| | 910 | Impôts ordinaires | 0.00 | 0.000 | 0.00 | 1'551'527.75 | 60.750 | 2'116.68 |
| | 911 | Variation d'impôts | 46'883.40 | 1.831 | 63.96 | 100'983.05 | 3.954 | 137.77 |
| | 912 | Partage d'impôts | 1'441.75 | 0.056 | 1.97 | 4'532.00 | 0.177 | 6.18 |
| | 915 | Elimination d'impôts | 7'109.05 | 0.278 | 9.70 | 0.00 | 0.000 | 0.00 |
| | 920 | Autres impôts | 830.00 | 0.032 | 1.13 | 63'988.90 | 2.505 | 87.30 |
| | 940 | Fonds de péréquation | 0.00 | 0.000 | 0.00 | 271'078.00 | 10.614 | 369.82 |
| | | Totaux | 2'560'463.68 | 100.00 | 3'493.13 | 2'553'967.01 | 100.00 | 3'484.27 |
| | | Excédent de charges | | | | 6'496.67 | | |
| | | | 2'560'463.68 | | | 2'560'463.68 | | |

COEUVE

INDICATEURS FINANCIERS 2013 – 2017

| | 2013 | 2014 | 2015 | 2016 | 2017 | Moyenne |
|---------------------------------------|------------|------------|------------|------------|------------|-------------------|
| Autofinancement (en fr.) | 173'771.96 | 158'346.40 | 229'379.40 | 389'297.24 | 147'182.98 | 219'595.60 |
| Degré d'autofinancement (%) | 16.30 | 118.87 | 890.69 | -168.64 | 83.74 | 188.19 |
| Capacité d'autofinancement (%) | 7.58 | 7.07 | 18.51 | 15.56 | 6.41 | 11.03 |



Une capacité d'autofinancement de :

- Moins de 10% est considéré comme mauvaise
- De 10% à 20% est considéré comme moyenne à bonne
- Plus de 20% est considéré comme très bonne

COURTEDOUX

782 habitants

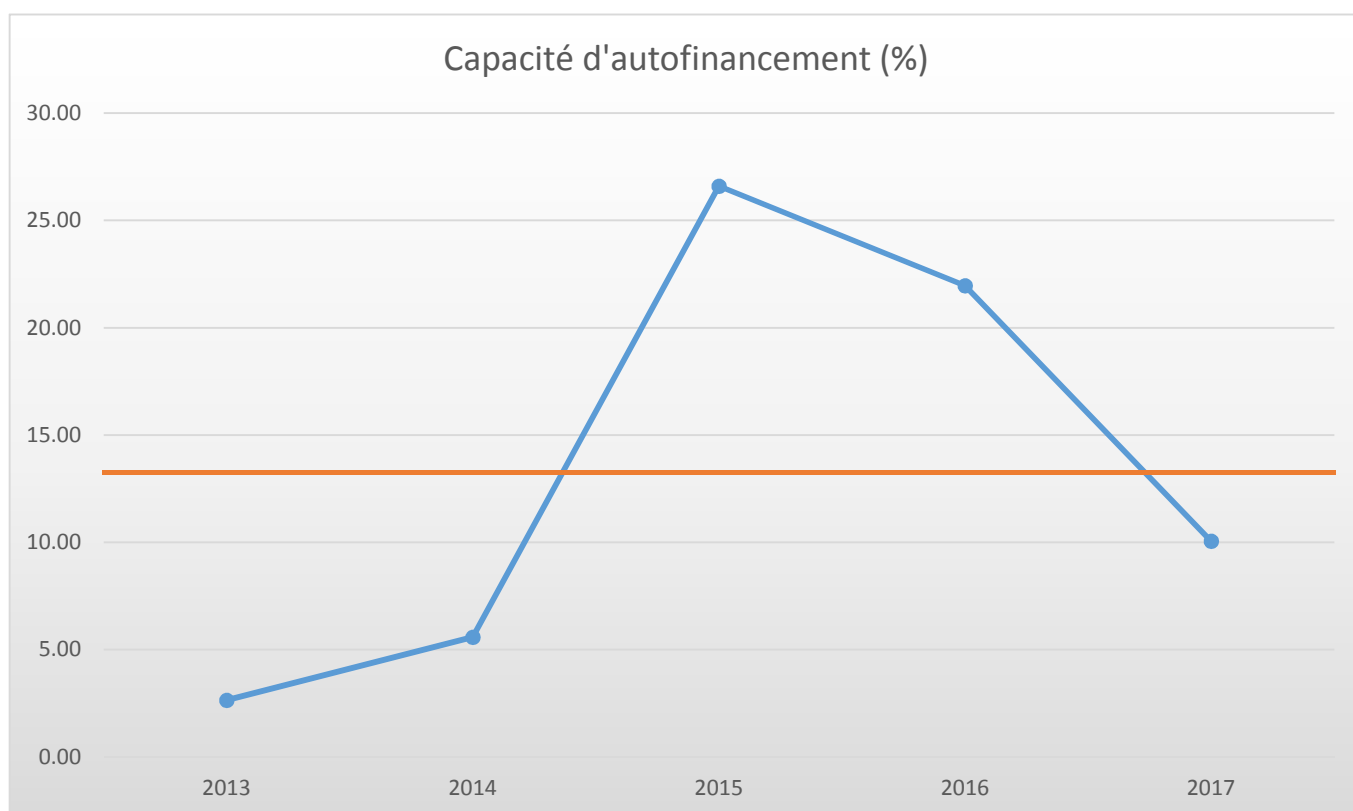
| Courtedoux | | | Charges | en % | Fr./hab. | Produits | en% | Fr./hab. |
|------------|-----|--------------------------------------|---------------------|---------------|-----------------|------------------|--------------|--------------|
| 1 | | Autorité | 324'450.68 | 12.469 | 414.90 | 14'399.40 | 0.539 | 18.41 |
| | 100 | Communes, votations, élections | 6'366.30 | 0.245 | 8.14 | 0.00 | 0.000 | 0.00 |
| | 110 | Conseil général/de Ville | 0.00 | 0.000 | 0.00 | 0.00 | 0.000 | 0.00 |
| | 111 | Conseil communal | 54'648.38 | 2.100 | 69.88 | 0.00 | 0.000 | 0.00 |
| | 112 | Commissions | 4'562.00 | 0.175 | 5.83 | 0.00 | 0.000 | 0.00 |
| | 115 | Personnel administratif | 159'897.00 | 6.145 | 204.47 | 5'500.00 | 0.206 | 7.03 |
| | 116 | Charges du personnel | 57'342.25 | 2.204 | 73.33 | 230.25 | 0.009 | 0.29 |
| | 130 | Frais administratifs | 41'634.75 | 1.600 | 53.24 | 4'841.15 | 0.181 | 6.19 |
| | 170 | Emoluments | 0.00 | 0.000 | 0.00 | 3'828.00 | 0.143 | 4.90 |
| 2 | | Travaux publics | 173'286.44 | 6.660 | 221.59 | 65'812.85 | 2.463 | 84.16 |
| | 200 | Entretien des routes | 124'028.04 | 4.766 | 158.60 | 0.00 | 0.000 | 0.00 |
| | 201 | Ouvrages collectifs | 1'302.40 | 0.050 | 1.67 | 0.00 | 0.000 | 0.00 |
| | 205 | Eclairage public | 24'225.50 | 0.931 | 30.98 | 38'610.00 | 1.445 | 49.37 |
| | 206 | Horloge public | 2'538.40 | 0.098 | 3.25 | 0.00 | 0.000 | 0.00 |
| | 210 | Cours d'eau | 0.00 | 0.000 | 0.00 | 0.00 | 0.000 | 0.00 |
| | 230 | Cadastre | 20'016.10 | 0.769 | 25.60 | 27'202.85 | 1.018 | 34.79 |
| | 240 | Aménagement du territoire | 1'176.00 | 0.045 | 1.50 | 0.00 | 0.000 | 0.00 |
| 3 | | Affaire juridique, police | 3'938.10 | 0.151 | 5.04 | 2'177.15 | 0.081 | 2.78 |
| | 310 | Police communale | 140.00 | 0.005 | 0.18 | 0.00 | 0.000 | 0.00 |
| | 330 | Cantonnement | 910.00 | 0.035 | 1.16 | 0.00 | 0.000 | 0.00 |
| | 340 | Protection civil | 2'888.10 | 0.111 | 3.69 | 2'177.15 | 0.081 | 2.78 |
| 4 | | Hygiène publique | 4'607.35 | 0.177 | 5.89 | 0.00 | 0.000 | 0.00 |
| | 400 | Police des denrées | 0.00 | 0.000 | 0.00 | 0.00 | 0.000 | 0.00 |
| | 410 | Police sanitaire | 4'607.35 | 0.177 | 5.89 | 0.00 | 0.000 | 0.00 |
| | 415 | Arrondissement de sépulture | 0.00 | 0.000 | 0.00 | 0.00 | 0.000 | 0.00 |
| 5 | | Instruction | 1'035'412.05 | 39.792 | 1'324.06 | 8'974.00 | 0.336 | 11.48 |
| | 510 | Service de l'école/école primaire | 55'395.90 | 2.129 | 70.84 | 1'754.00 | 0.066 | 2.24 |
| | 511 | Transport scolaire | 0.00 | 0.000 | 0.00 | 0.00 | 0.000 | 0.00 |
| | 512 | Places de jeu/Halles de gym | 111'080.10 | 4.269 | 142.05 | 7'220.00 | 0.270 | 9.23 |
| | 520 | Ecole secondaire | 60'376.95 | 2.320 | 77.21 | 0.00 | 0.000 | 0.00 |
| | 530 | Colonie de vacances | 0.00 | 0.000 | 0.00 | 0.00 | 0.000 | 0.00 |
| | 540 | Ecole ménagère | 0.00 | 0.000 | 0.00 | 0.00 | 0.000 | 0.00 |
| | 570 | Ecole enfantine | 0.00 | 0.000 | 0.00 | 0.00 | 0.000 | 0.00 |
| | 580 | Contr. écologie, piscine, biblio ... | 59'455.30 | 2.285 | 76.03 | 0.00 | 0.000 | 0.00 |
| | 590 | Contribution pour instruction | 749'103.80 | 28.789 | 957.93 | 0.00 | 0.000 | 0.00 |
| 6 | | Action sociale | 505'084.95 | 19.411 | 645.89 | 31'385.20 | 1.175 | 40.13 |
| | 600 | Secours | 62'611.45 | 2.406 | 80.07 | 27'215.20 | 1.019 | 34.80 |
| | 610 | Service dentaire | 716.65 | 0.028 | 0.92 | 0.00 | 0.000 | 0.00 |
| | 620 | Autres institutions | 0.00 | 0.000 | 0.00 | 0.00 | 0.000 | 0.00 |
| | 630 | Foyers communaux | 9'246.20 | 0.355 | 11.82 | 1'600.00 | 0.060 | 2.05 |
| | 640 | Crèches, UAPE | 0.00 | 0.000 | 0.00 | 0.00 | 0.000 | 0.00 |
| | 650 | Répartition des charges | 203'593.40 | 7.824 | 260.35 | 2'570.00 | 0.096 | 3.29 |
| | 659 | AVS, off. logement, chômage etc | 228'367.50 | 8.776 | 292.03 | 0.00 | 0.000 | 0.00 |
| | 665 | Contr. institution publique | 549.75 | 0.021 | 0.70 | 0.00 | 0.000 | 0.00 |

| Courtedoux | | | Charges | en % | Fr./hab. | Produits | en% | Fr./hab. |
|------------|-----|------------------------------|---------------------|---------------|-----------------|---------------------|---------------|-----------------|
| 7 | | Economie publique | 11'924.50 | 0.458 | 15.25 | 0.00 | 0.000 | 0.00 |
| | 700 | Foires, marchés | 0.00 | 0.000 | 0.00 | 0.00 | 0.000 | 0.00 |
| | 710 | Tourisme | 11'633.50 | 0.447 | 14.88 | 0.00 | 0.000 | 0.00 |
| | 720 | Agriculture | 291.00 | 0.011 | 0.37 | 0.00 | 0.000 | 0.00 |
| | 740 | Développement économique | 0.00 | 0.000 | 0.00 | 0.00 | 0.000 | 0.00 |
| 8 | | Finances | 266'393.93 | 10.238 | 340.66 | 84'556.37 | 3.165 | 108.13 |
| | 810 | Intérêts courts termes | 3'960.85 | 0.152 | 5.07 | 0.00 | 0.000 | 0.00 |
| | 811 | Intérêts longs termes | 43'896.61 | 1.687 | 56.13 | 0.00 | 0.000 | 0.00 |
| | 820 | Amortissements | 72'276.12 | 2.778 | 92.42 | 0.00 | 0.000 | 0.00 |
| | 825 | Charges d'immeubles | 20'586.35 | 0.791 | 26.33 | 0.00 | 0.000 | 0.00 |
| | 826 | Pâturages | 0.00 | 0.000 | 0.00 | 0.00 | 0.000 | 0.00 |
| | 830 | Subventions et contributions | 2'483.00 | 0.095 | 3.18 | 0.00 | 0.000 | 0.00 |
| | 840 | Intérêts actifs | 0.00 | 0.000 | 0.00 | 24'186.37 | 0.905 | 30.93 |
| | 850 | Rendement des immeubles | 23'191.00 | 0.891 | 29.66 | 53'570.00 | 2.005 | 68.50 |
| | 855 | Provisions, réserves, fonds | 100'000.00 | 3.843 | 127.88 | 0.00 | 0.000 | 0.00 |
| | 860 | Subventions | 0.00 | 0.000 | 0.00 | 0.00 | 0.000 | 0.00 |
| | 870 | Gains vente fortune | 0.00 | 0.000 | 0.00 | 6'800.00 | 0.255 | 8.70 |
| | 875 | Divers | 0.00 | 0.000 | 0.00 | 0.00 | 0.000 | 0.00 |
| 9 | | Imposition | 276'985.50 | 10.645 | 354.20 | 2'464'570.10 | 92.241 | 3'151.62 |
| | 910 | Impôts ordinaires | 2'591.50 | 0.100 | 3.31 | 2'290'774.90 | 85.737 | 2'929.38 |
| | 911 | Variation d'impôts | 58'892.60 | 2.263 | 75.31 | 114'080.05 | 4.270 | 145.88 |
| | 912 | Partage d'impôts | 187'336.85 | 7.199 | 239.56 | 25'466.65 | 0.953 | 32.57 |
| | 915 | Elimination d'impôts | 13'908.15 | 0.535 | 17.79 | 0.00 | 0.000 | 0.00 |
| | 920 | Autres impôts | 795.40 | 0.031 | 1.02 | 34'248.50 | 1.282 | 43.80 |
| | 940 | Fonds de péréquation | 13'461.00 | 0.517 | 17.21 | 0.00 | 0.000 | 0.00 |
| | | Totaux | 2'602'083.50 | 100.00 | 3'327.47 | 2'671'875.07 | 100.00 | 3'416.72 |
| | | Excédent de produits | 69'791.57 | | | | | |
| | | | 2'671'875.07 | | | 2'671'875.07 | | |

COURTEDOUX

INDICATEURS FINANCIERS 2013 – 2017

| | 2013 | 2014 | 2015 | 2016 | 2017 | Moyenne |
|---------------------------------------|-----------|------------|------------|------------|------------|-------------------|
| Autofinancement (en fr.) | 65'248.00 | 147'688.51 | 813'134.25 | 673'264.61 | 268'167.89 | 393'500.65 |
| Degré d'autofinancement (%) | 0.00 | 87.31 | 1'471.27 | 205.97 | 21.32 | 357.17 |
| Capacité d'autofinancement (%) | 2.64 | 5.57 | 26.61 | 21.97 | 10.05 | 13.37 |



Une capacité d'autofinancement de :

- Moins de 10% est considéré comme mauvaise
- De 10% à 20% est considéré comme moyenne à bonne
- Plus de 20% est considéré comme très bonne

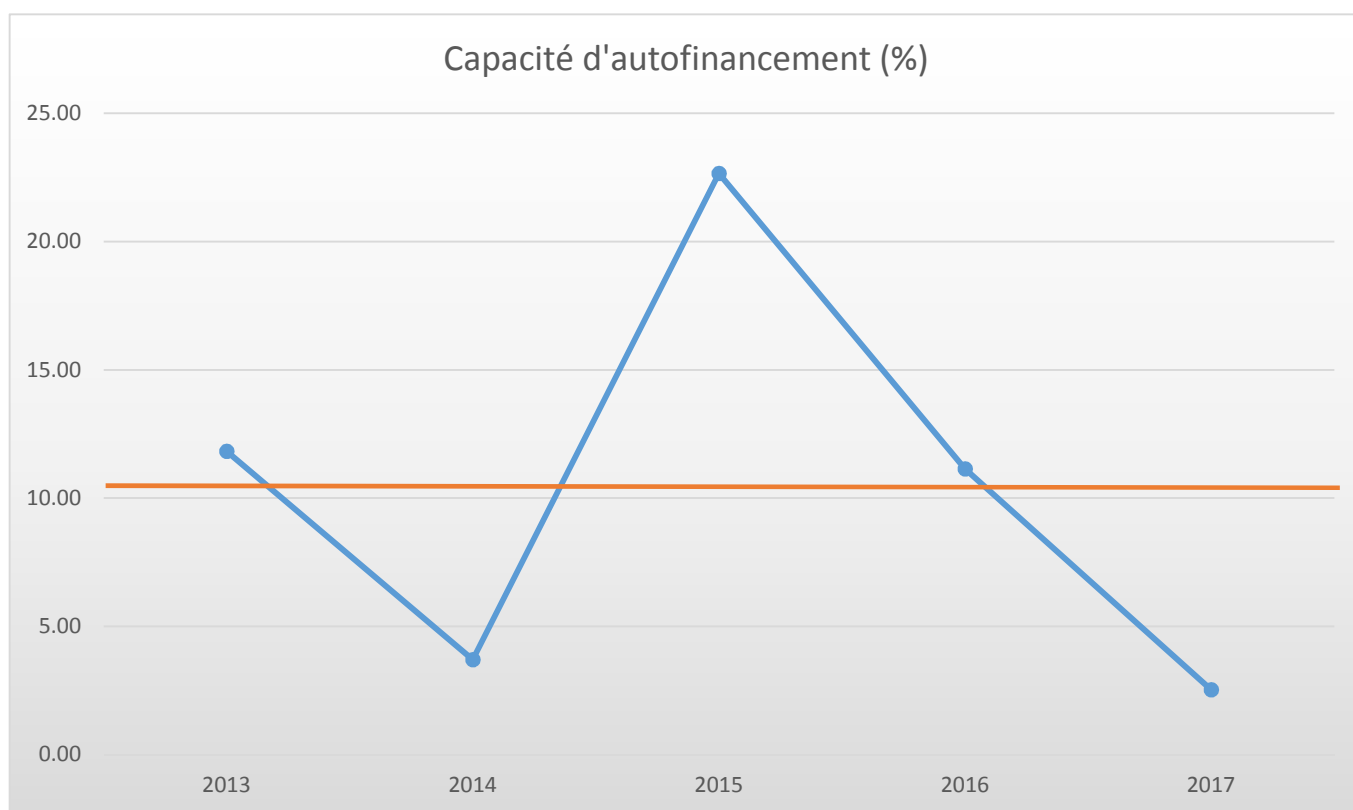
BOECOURT
915 habitants

| Boécourt | | Charges | en % | Fr./hab. | Produits | en% | Fr./hab. |
|----------|-------------------------------------|---------------------|---------------|-----------------|-------------------|--------------|---------------|
| 1 | Autorité | 326'233.15 | 10.787 | 356.54 | 100'276.35 | 3.483 | 109.59 |
| 100 | Communes, votations, élections | 1'999.75 | 0.066 | 2.19 | 0.00 | 0.000 | 0.00 |
| 110 | Conseil général/de Ville | 0.00 | 0.000 | 0.00 | 0.00 | 0.000 | 0.00 |
| 111 | Conseil communal | 32'104.20 | 1.062 | 35.09 | 0.00 | 0.000 | 0.00 |
| 112 | Commissions | 4'921.35 | 0.163 | 5.38 | 0.00 | 0.000 | 0.00 |
| 115 | Personnel administratif | 133'268.55 | 4.406 | 145.65 | 10'500.00 | 0.365 | 11.48 |
| 116 | Charges du personnel | 104'102.35 | 3.442 | 113.77 | 76'591.55 | 2.660 | 83.71 |
| 130 | Frais administratifs | 49'836.95 | 1.648 | 54.47 | 250.00 | 0.009 | 0.27 |
| 170 | Emoluments | 0.00 | 0.000 | 0.00 | 12'934.80 | 0.449 | 14.14 |
| 2 | Travaux publics | 256'423.70 | 8.479 | 280.24 | 112'437.50 | 3.906 | 122.88 |
| 200 | Entretien des routes | 205'085.00 | 6.781 | 224.14 | 30'314.80 | 1.053 | 33.13 |
| 201 | Ouvrages collectifs | 17'406.40 | 0.576 | 19.02 | 17'406.40 | 0.605 | 19.02 |
| 205 | Eclairage public | 25'904.20 | 0.857 | 28.31 | 46'716.30 | 1.623 | 51.06 |
| 206 | Horloge public | 0.00 | 0.000 | 0.00 | 0.00 | 0.000 | 0.00 |
| 210 | Cours d'eau | 0.00 | 0.000 | 0.00 | 0.00 | 0.000 | 0.00 |
| 230 | Cadastre | 5'508.00 | 0.182 | 6.02 | 18'000.00 | 0.625 | 19.67 |
| 240 | Aménagement du territoire | 2'520.10 | 0.083 | 2.75 | 0.00 | 0.000 | 0.00 |
| 3 | Affaire juridique, police | 9'155.25 | 0.303 | 10.01 | 4'934.00 | 0.171 | 5.39 |
| 310 | Police communale | 0.00 | 0.000 | 0.00 | 502.50 | 0.017 | 0.55 |
| 330 | Cantonnement | 0.00 | 0.000 | 0.00 | 0.00 | 0.000 | 0.00 |
| 340 | Protection civil | 9'155.25 | 0.303 | 10.01 | 4'431.50 | 0.154 | 4.84 |
| 4 | Hygiène publique | 0.00 | 0.000 | 0.00 | 0.00 | 0.000 | 0.00 |
| 400 | Police des denrées | 0.00 | 0.000 | 0.00 | 0.00 | 0.000 | 0.00 |
| 410 | Police sanitaire | 0.00 | 0.000 | 0.00 | 0.00 | 0.000 | 0.00 |
| 415 | Arrondissement de sépulture | 0.00 | 0.000 | 0.00 | 0.00 | 0.000 | 0.00 |
| 5 | Instruction | 1'248'185.50 | 41.271 | 1'364.14 | 20'789.00 | 0.722 | 22.72 |
| 510 | Service de l'école/école primaire | 48'768.60 | 1.613 | 53.30 | 5'280.20 | 0.183 | 5.77 |
| 511 | Transport scolaire | 54'364.80 | 1.798 | 59.42 | 2'608.80 | 0.091 | 2.85 |
| 512 | Places de jeu/Halles de gym | 118'200.30 | 3.908 | 129.18 | 300.00 | 0.010 | 0.33 |
| 520 | Ecole secondaire | 124'800.00 | 4.126 | 136.39 | 12'600.00 | 0.438 | 13.77 |
| 530 | Colonie de vacances | 0.00 | 0.000 | 0.00 | 0.00 | 0.000 | 0.00 |
| 540 | Ecole ménagère | 0.00 | 0.000 | 0.00 | 0.00 | 0.000 | 0.00 |
| 570 | Ecole enfantine | 0.00 | 0.000 | 0.00 | 0.00 | 0.000 | 0.00 |
| 580 | Contr. écolage, piscine, biblio ... | 24'710.20 | 0.817 | 27.01 | 0.00 | 0.000 | 0.00 |
| 590 | Contribution pour instruction | 877'341.60 | 29.009 | 958.84 | 0.00 | 0.000 | 0.00 |
| 6 | Action sociale | 666'046.70 | 22.022 | 727.92 | 64'990.75 | 2.257 | 71.03 |
| 600 | Secours | 161'119.70 | 5.327 | 176.09 | 61'010.35 | 2.119 | 66.68 |
| 610 | Service dentaire | 4'159.35 | 0.138 | 4.55 | 0.00 | 0.000 | 0.00 |
| 620 | Autres institutions | 5'912.65 | 0.195 | 6.46 | 1'299.00 | 0.045 | 1.42 |
| 630 | Foyers communaux | 4'288.50 | 0.142 | 4.69 | -300.00 | -0.010 | -0.33 |
| 640 | Crèches, UAPE | 0.00 | 0.000 | 0.00 | 0.00 | 0.000 | 0.00 |
| 650 | Répartition des charges | 215'166.50 | 7.114 | 235.15 | 0.00 | 0.000 | 0.00 |
| 659 | AVS, off. logement, chômage etc | 275'320.00 | 9.103 | 300.90 | 2'981.40 | 0.104 | 3.26 |
| 665 | Contr. institution publique | 80.00 | 0.003 | 0.09 | 0.00 | 0.000 | 0.00 |

| Boécourt | | | Charges | en % | Fr./hab. | Produits | en% | Fr./hab. |
|----------|-----|------------------------------|---------------------|---------------|-----------------|---------------------|---------------|-----------------|
| 7 | | Economie publique | 21'526.40 | 0.712 | 23.53 | 2'395.50 | 0.083 | 2.62 |
| | 700 | Foires, marchés | 0.00 | 0.000 | 0.00 | 0.00 | 0.000 | 0.00 |
| | 710 | Tourisme | 18'647.40 | 0.617 | 20.38 | 144.00 | 0.005 | 0.16 |
| | 720 | Agriculture | 2'879.00 | 0.095 | 3.15 | 2'251.50 | 0.078 | 2.46 |
| | 740 | Développement économique | 0.00 | 0.000 | 0.00 | 0.00 | 0.000 | 0.00 |
| 8 | | Finances | 334'805.00 | 11.070 | 365.91 | 43'890.65 | 1.525 | 47.97 |
| | 810 | Intérêts courts termes | 43'095.33 | 1.425 | 47.10 | 0.00 | 0.000 | 0.00 |
| | 811 | Intérêts longs termes | 40'252.14 | 1.331 | 43.99 | 0.00 | 0.000 | 0.00 |
| | 820 | Amortissements | 207'737.55 | 6.869 | 227.04 | 0.00 | 0.000 | 0.00 |
| | 825 | Charges d'immeubles | 32'089.70 | 1.061 | 35.07 | 821.95 | 0.029 | 0.90 |
| | 826 | Pâturages | 0.00 | 0.000 | 0.00 | 0.00 | 0.000 | 0.00 |
| | 830 | Subventions et contributions | 8'232.65 | 0.272 | 9.00 | 0.00 | 0.000 | 0.00 |
| | 840 | Intérêts actifs | 3'397.63 | 0.112 | 3.71 | 20'618.70 | 0.716 | 22.53 |
| | 850 | Rendement des immeubles | 0.00 | 0.000 | 0.00 | 22'450.00 | 0.780 | 24.54 |
| | 855 | Provisions, réserves, fonds | 0.00 | 0.000 | 0.00 | 0.00 | 0.000 | 0.00 |
| | 860 | Subventions | 0.00 | 0.000 | 0.00 | 0.00 | 0.000 | 0.00 |
| | 870 | Gains vente fortune | 0.00 | 0.000 | 0.00 | 0.00 | 0.000 | 0.00 |
| | 875 | Divers | 0.00 | 0.000 | 0.00 | 0.00 | 0.000 | 0.00 |
| 9 | | Imposition | 162'022.05 | 5.357 | 177.07 | 2'529'174.70 | 87.852 | 2'764.13 |
| | 910 | Impôts ordinaires | 0.00 | 0.000 | 0.00 | 2'264'852.20 | 78.671 | 2'475.25 |
| | 911 | Variation d'impôts | 55'021.05 | 1.819 | 60.13 | 151'447.35 | 5.261 | 165.52 |
| | 912 | Partage d'impôts | 30'256.55 | 1.000 | 33.07 | 18'903.85 | 0.657 | 20.66 |
| | 915 | Elimination d'impôts | 26'370.20 | 0.872 | 28.82 | 1'832.55 | 0.064 | 2.00 |
| | 920 | Autres impôts | 5'175.25 | 0.171 | 5.66 | 92'138.75 | 3.200 | 100.70 |
| | 940 | Fonds de péréquation | 45'199.00 | 1.494 | 49.40 | 0.00 | 0.000 | 0.00 |
| | | Totaux | 3'024'397.75 | 100.00 | 3'305.35 | 2'878'888.45 | 100.00 | 3'146.33 |
| | | Excédent de charges | | | | 145'509.30 | | |
| | | | 3'024'397.75 | | | 3'024'397.75 | | |

BOECOURT
INDICATEURS FINANCIERS 2013 – 2017

| | 2013 | 2014 | 2015 | 2016 | 2017 | Moyenne |
|---------------------------------------|------------|------------|------------|------------|-----------|-------------------|
| Autofinancement (en fr.) | 350'118.00 | 102'093.00 | 735'102.60 | 329'593.67 | 71'925.35 | 317'766.52 |
| Degré d'autofinancement (%) | 32.13 | 5.25 | 12'301.53 | 37.03 | 9.17 | 2'477.02 |
| Capacité d'autofinancement (%) | 11.82 | 3.70 | 22.66 | 11.14 | 2.53 | 10.37 |



Une capacité d'autofinancement de :

- Moins de 10% est considéré comme mauvaise
- De 10% à 20% est considéré comme moyenne à bonne
- Plus de 20% est considéré comme très bonne

HAUTE-AJOIE

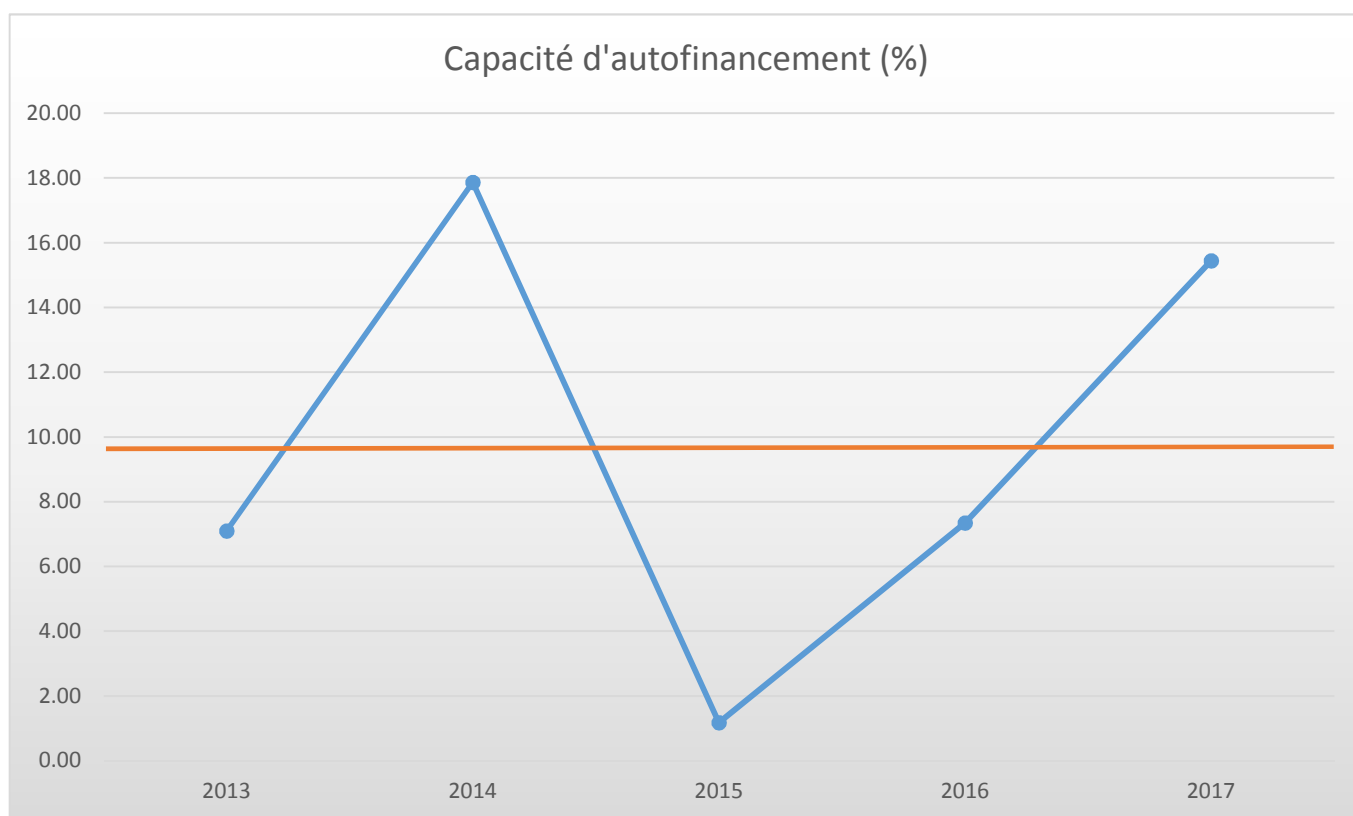
948 habitants

| Haute-Ajoie | | | Charges | en % | Fr./hab. | Produits | en% | Fr./hab. |
|-------------|-----|--------------------------------------|---------------------|---------------|-----------------|-------------------|---------------|---------------|
| 1 | | Autorité | 711'822.79 | 12.597 | 750.87 | 286'551.38 | 5.062 | 302.27 |
| | 100 | Communes, votations, élections | 4'435.59 | 0.078 | 4.68 | 0.00 | 0.000 | 0.00 |
| | 110 | Conseil général/de Ville | 0.00 | 0.000 | 0.00 | 0.00 | 0.000 | 0.00 |
| | 111 | Conseil communal | 73'771.00 | 1.306 | 77.82 | 2'000.00 | 0.035 | 2.11 |
| | 112 | Commissions | 80.00 | 0.001 | 0.08 | 0.00 | 0.000 | 0.00 |
| | 115 | Personnel administratif | 245'050.85 | 4.337 | 258.49 | 51'053.00 | 0.902 | 53.85 |
| | 116 | Charges du personnel | 272'134.65 | 4.816 | 287.06 | 225'934.93 | 3.991 | 238.33 |
| | 130 | Frais administratifs | 116'350.70 | 2.059 | 122.73 | 0.00 | 0.000 | 0.00 |
| | 170 | Emoluments | 0.00 | 0.000 | 0.00 | 7'563.45 | 0.134 | 7.98 |
| 2 | | Travaux publics | 658'332.56 | 11.651 | 694.44 | 348'742.50 | 6.161 | 367.87 |
| | 200 | Entretien des routes | 397'220.56 | 7.030 | 419.01 | 82'965.85 | 1.466 | 87.52 |
| | 201 | Ouvrages collectifs | 163'678.80 | 2.897 | 172.66 | 163'678.80 | 2.892 | 172.66 |
| | 205 | Eclairage public | 69'397.60 | 1.228 | 73.20 | 58'400.00 | 1.032 | 61.60 |
| | 206 | Horloge public | 5'424.30 | 0.096 | 5.72 | 0.00 | 0.000 | 0.00 |
| | 210 | Cours d'eau | 579.15 | 0.010 | 0.61 | 0.00 | 0.000 | 0.00 |
| | 230 | Cadastre | 22'032.15 | 0.390 | 23.24 | 43'697.85 | 0.772 | 46.09 |
| | 240 | Aménagement du territoire | 0.00 | 0.000 | 0.00 | 0.00 | 0.000 | 0.00 |
| 3 | | Affaire juridique, police | 39'399.32 | 0.697 | 41.56 | 14'617.60 | 0.258 | 15.42 |
| | 310 | Police communale | 5'986.00 | 0.106 | 6.31 | 2'588.50 | 0.046 | 2.73 |
| | 330 | Cantonnement | 0.00 | 0.000 | 0.00 | 0.00 | 0.000 | 0.00 |
| | 340 | Protection civil | 33'413.32 | 0.591 | 35.25 | 12'029.10 | 0.213 | 12.69 |
| 4 | | Hygiène publique | 0.00 | 0.000 | 0.00 | 0.00 | 0.000 | 0.00 |
| | 400 | Police des denrées | 0.00 | 0.000 | 0.00 | 0.00 | 0.000 | 0.00 |
| | 410 | Police sanitaire | 0.00 | 0.000 | 0.00 | 0.00 | 0.000 | 0.00 |
| | 415 | Arrondissement de sépulture | 0.00 | 0.000 | 0.00 | 0.00 | 0.000 | 0.00 |
| 5 | | Instruction | 1'269'316.85 | 22.463 | 1'338.94 | 73'725.69 | 1.302 | 77.77 |
| | 510 | Service de l'école/école primaire | 44'429.55 | 0.786 | 46.87 | 13'264.60 | 0.234 | 13.99 |
| | 511 | Transport scolaire | 0.00 | 0.000 | 0.00 | 0.00 | 0.000 | 0.00 |
| | 512 | Places de jeu/Halles de gym | 196'750.60 | 3.482 | 207.54 | 60'461.09 | 1.068 | 63.78 |
| | 520 | Ecole secondaire | 63'221.65 | 1.119 | 66.69 | 0.00 | 0.000 | 0.00 |
| | 530 | Colonie de vacances | 0.00 | 0.000 | 0.00 | 0.00 | 0.000 | 0.00 |
| | 540 | Ecole ménagère | 0.00 | 0.000 | 0.00 | 0.00 | 0.000 | 0.00 |
| | 570 | Ecole enfantine | 0.00 | 0.000 | 0.00 | 0.00 | 0.000 | 0.00 |
| | 580 | Contr. écologie, piscine, biblio ... | 38'985.10 | 0.690 | 41.12 | 0.00 | 0.000 | 0.00 |
| | 590 | Contribution pour instruction | 925'929.95 | 16.386 | 976.72 | 0.00 | 0.000 | 0.00 |
| 6 | | Action sociale | 1'461'753.43 | 25.869 | 1'541.93 | 808'346.16 | 14.280 | 852.69 |
| | 600 | Secours | 241'432.90 | 4.273 | 254.68 | 73'301.20 | 1.295 | 77.32 |
| | 610 | Service dentaire | 398.35 | 0.007 | 0.42 | 0.00 | 0.000 | 0.00 |
| | 620 | Autres institutions | 10'576.50 | 0.187 | 11.16 | 0.00 | 0.000 | 0.00 |
| | 630 | Foyers communaux | 0.00 | 0.000 | 0.00 | 0.00 | 0.000 | 0.00 |
| | 640 | Crèches, UAPE | 590'433.82 | 10.449 | 622.82 | 189'205.65 | 3.343 | 199.58 |
| | 650 | Répartition des charges | 316'689.41 | 5.605 | 334.06 | 541'852.51 | 9.572 | 571.57 |
| | 659 | AVS, off. logement, chômage etc | 297'491.45 | 5.265 | 313.81 | 3'986.80 | 0.070 | 4.21 |
| | 665 | Contr. institution publique | 4'731.00 | 0.084 | 4.99 | 0.00 | 0.000 | 0.00 |

| Haute-Ajoie | | | Charges | en % | Fr./hab. | Produits | en% | Fr./hab. |
|-------------|-----|------------------------------|---------------------|---------------|-----------------|---------------------|---------------|-----------------|
| 7 | | Economie publique | 49'071.45 | 0.868 | 51.76 | 12'276.40 | 0.217 | 12.95 |
| | 700 | Foires, marchés | 11'026.15 | 0.195 | 11.63 | 6'603.00 | 0.117 | 6.97 |
| | 710 | Tourisme | 30'785.90 | 0.545 | 32.47 | 0.00 | 0.000 | 0.00 |
| | 720 | Agriculture | 1'586.00 | 0.028 | 1.67 | 0.00 | 0.000 | 0.00 |
| | 740 | Développement économique | 5'673.40 | 0.100 | 5.98 | 5'673.40 | 0.100 | 5.98 |
| 8 | | Finances | 1'210'690.94 | 21.426 | 1'277.10 | 686'018.83 | 12.119 | 723.65 |
| | 810 | Intérêts courts termes | 22'974.45 | 0.407 | 24.23 | 4'275.80 | 0.076 | 4.51 |
| | 811 | Intérêts longs termes | 119'842.75 | 2.121 | 126.42 | 31'527.65 | 0.557 | 33.26 |
| | 820 | Amortissements | 881'270.35 | 15.596 | 929.61 | 301'641.06 | 5.329 | 318.19 |
| | 825 | Charges d'immeubles | 81'958.72 | 1.450 | 86.45 | 0.00 | 0.000 | 0.00 |
| | 826 | Pâturages | 0.00 | 0.000 | 0.00 | 0.00 | 0.000 | 0.00 |
| | 830 | Subventions et contributions | 97'480.76 | 1.725 | 102.83 | 0.00 | 0.000 | 0.00 |
| | 840 | Intérêts actifs | 0.00 | 0.000 | 0.00 | 34'707.47 | 0.613 | 36.61 |
| | 850 | Rendement des immeubles | 7'163.91 | 0.127 | 7.56 | 197'640.35 | 3.492 | 208.48 |
| | 855 | Provisions, réserves, fonds | 0.00 | 0.000 | 0.00 | 0.00 | 0.000 | 0.00 |
| | 860 | Subventions | 0.00 | 0.000 | 0.00 | 0.00 | 0.000 | 0.00 |
| | 870 | Gains vente fortune | 0.00 | 0.000 | 0.00 | 1'155.00 | 0.020 | 1.22 |
| | 875 | Divers | 0.00 | 0.000 | 0.00 | 115'071.50 | 2.033 | 121.38 |
| 9 | | Imposition | 250'209.50 | 4.428 | 263.93 | 3'430'250.45 | 60.599 | 3'618.41 |
| | 910 | Impôts ordinaires | 0.00 | 0.000 | 0.00 | 2'972'288.10 | 52.509 | 3'135.33 |
| | 911 | Variation d'impôts | 95'825.40 | 1.696 | 101.08 | 258'464.25 | 4.566 | 272.64 |
| | 912 | Partage d'impôts | 33'196.60 | 0.587 | 35.02 | 63'399.80 | 1.120 | 66.88 |
| | 915 | Elimination d'impôts | 119'547.50 | 2.116 | 126.10 | 1'988.40 | 0.035 | 2.10 |
| | 920 | Autres impôts | 1'640.00 | 0.029 | 1.73 | 129'669.90 | 2.291 | 136.78 |
| | 940 | Fonds de péréquation | 0.00 | 0.000 | 0.00 | 4'440.00 | 0.078 | 4.68 |
| | | Totaux | 5'650'596.84 | 100.00 | 5'960.55 | 5'660'529.01 | 100.00 | 5'971.02 |
| | | Excédent de produits | 9'932.17 | | | | | |
| | | | 5'660'529.01 | | | 5'660'529.01 | | |

HAUTE-AJOIE
INDICATEURS FINANCIERS 2013 – 2017

| | 2013 | 2014 | 2015 | 2016 | 2017 | Moyenne |
|---------------------------------------|------------|--------------|-----------|------------|------------|-------------------|
| Autofinancement (en fr.) | 313'293.24 | 1'087'002.50 | 58'073.41 | 342'081.36 | 875'305.77 | 535'151.26 |
| Degré d'autofinancement (%) | 135.89 | -321.14 | 6.71 | 20.61 | 149.51 | -1.68 |
| Capacité d'autofinancement (%) | 7.10 | 17.87 | 1.17 | 7.35 | 15.44 | 9.79 |



Une capacité d'autofinancement de :

- Moins de 10% est considéré comme mauvaise
- De 10% à 20% est considéré comme moyenne à bonne
- Plus de 20% est considéré comme très bonne

CORNOL

1'018 habitants

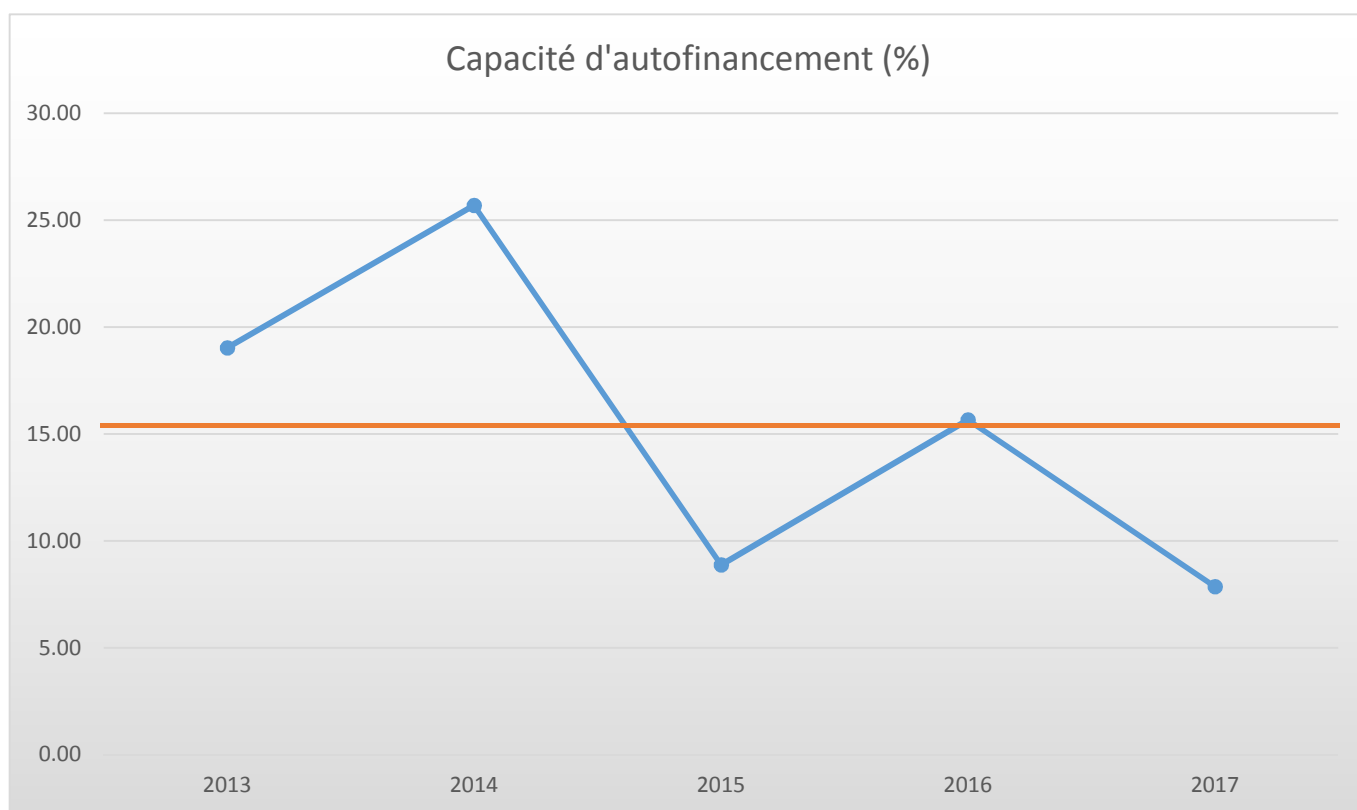
| Cornol | | Charges | en % | Fr./hab. | Produits | en% | Fr./hab. |
|----------|-------------------------------------|---------------------|---------------|-----------------|-------------------|---------------|---------------|
| 1 | Autorité | 383'242.90 | 6.783 | 376.47 | 82'934.70 | 1.542 | 81.47 |
| 100 | Communes, votations, élections | 1'152.55 | 0.020 | 1.13 | 161.95 | 0.003 | 0.16 |
| 110 | Conseil général/de Ville | 0.00 | 0.000 | 0.00 | 0.00 | 0.000 | 0.00 |
| 111 | Conseil communal | 71'735.90 | 1.270 | 70.47 | 3'306.75 | 0.061 | 3.25 |
| 112 | Commissions | 9'260.10 | 0.164 | 9.10 | 0.00 | 0.000 | 0.00 |
| 115 | Personnel administratif | 147'485.30 | 2.610 | 144.88 | 9'980.00 | 0.186 | 9.80 |
| 116 | Charges du personnel | 81'021.55 | 1.434 | 79.59 | 51'755.35 | 0.963 | 50.84 |
| 130 | Frais administratifs | 71'467.55 | 1.265 | 70.20 | 548.05 | 0.010 | 0.54 |
| 170 | Emoluments | 1'119.95 | 0.020 | 1.10 | 17'182.60 | 0.320 | 16.88 |
| 2 | Travaux publics | 401'382.05 | 7.104 | 394.28 | 179'405.15 | 3.336 | 176.23 |
| 200 | Entretien des routes | 241'252.80 | 4.270 | 236.99 | 101'767.40 | 1.893 | 99.97 |
| 201 | Ouvrages collectifs | 0.00 | 0.000 | 0.00 | 0.00 | 0.000 | 0.00 |
| 205 | Eclairage public | 152'650.30 | 2.702 | 149.95 | 48'414.50 | 0.900 | 47.56 |
| 206 | Horloge public | 0.00 | 0.000 | 0.00 | 0.00 | 0.000 | 0.00 |
| 210 | Cours d'eau | 0.00 | 0.000 | 0.00 | 0.00 | 0.000 | 0.00 |
| 230 | Cadastre | 3'104.00 | 0.055 | 3.05 | 29'223.25 | 0.543 | 28.71 |
| 240 | Aménagement du territoire | 4'374.95 | 0.077 | 4.30 | 0.00 | 0.000 | 0.00 |
| 3 | Affaire juridique, police | 35'088.70 | 0.621 | 34.47 | 15'398.75 | 0.286 | 15.13 |
| 310 | Police communale | 0.00 | 0.000 | 0.00 | 0.00 | 0.000 | 0.00 |
| 330 | Cantonnement | 390.00 | 0.007 | 0.38 | 12'398.75 | 0.231 | 12.18 |
| 340 | Protection civil | 34'698.70 | 0.614 | 34.09 | 3'000.00 | 0.056 | 2.95 |
| 4 | Hygiène publique | 0.00 | 0.000 | 0.00 | 0.00 | 0.000 | 0.00 |
| 400 | Police des denrées | 0.00 | 0.000 | 0.00 | 0.00 | 0.000 | 0.00 |
| 410 | Police sanitaire | 0.00 | 0.000 | 0.00 | 0.00 | 0.000 | 0.00 |
| 415 | Arrondissement de sépulture | 0.00 | 0.000 | 0.00 | 0.00 | 0.000 | 0.00 |
| 5 | Instruction | 1'354'260.85 | 23.970 | 1'330.32 | 45'006.25 | 0.837 | 44.21 |
| 510 | Service de l'école/école primaire | 65'576.85 | 1.161 | 64.42 | 28'724.70 | 0.534 | 28.22 |
| 511 | Transport scolaire | 10'322.80 | 0.183 | 10.14 | 9'975.95 | 0.186 | 9.80 |
| 512 | Places de jeu/Halles de gym | 117'641.05 | 2.082 | 115.56 | 6'305.60 | 0.117 | 6.19 |
| 520 | Ecole secondaire | 88'137.10 | 1.560 | 86.58 | 0.00 | 0.000 | 0.00 |
| 530 | Colonie de vacances | 0.00 | 0.000 | 0.00 | 0.00 | 0.000 | 0.00 |
| 540 | Ecole ménagère | 0.00 | 0.000 | 0.00 | 0.00 | 0.000 | 0.00 |
| 570 | Ecole enfantine | 0.00 | 0.000 | 0.00 | 0.00 | 0.000 | 0.00 |
| 580 | Contr. écolage, piscine, biblio ... | 38'997.00 | 0.690 | 38.31 | 0.00 | 0.000 | 0.00 |
| 590 | Contribution pour instruction | 1'033'586.05 | 18.294 | 1'015.31 | 0.00 | 0.000 | 0.00 |
| 6 | Action sociale | 1'805'333.70 | 31.954 | 1'773.41 | 986'431.10 | 18.345 | 968.99 |
| 600 | Secours | 192'084.80 | 3.400 | 188.69 | 74'686.75 | 1.389 | 73.37 |
| 610 | Service dentaire | 3'185.45 | 0.056 | 3.13 | 0.00 | 0.000 | 0.00 |
| 620 | Autres institutions | 201'985.20 | 3.575 | 198.41 | 0.00 | 0.000 | 0.00 |
| 630 | Foyers communaux | 8'397.60 | 0.149 | 8.25 | 800.00 | 0.015 | 0.79 |
| 640 | Crèches, UAPE | 180'000.00 | 3.186 | 176.82 | 0.00 | 0.000 | 0.00 |
| 650 | Répartition des charges | 873'711.15 | 15.464 | 858.26 | 907'854.35 | 16.884 | 891.80 |
| 659 | AVS, off. logement, chômage etc | 319'269.50 | 5.651 | 313.62 | 3'090.00 | 0.057 | 3.04 |
| 665 | Contr. institution publique | 26'700.00 | 0.473 | 26.23 | 0.00 | 0.000 | 0.00 |

| Cornol | | | Charges | en % | Fr./hab. | Produits | en% | Fr./hab. |
|----------|-----|------------------------------|---------------------|---------------|-----------------|---------------------|---------------|-----------------|
| 7 | | Economie publique | 68'510.85 | 1.213 | 67.30 | 10'279.25 | 0.191 | 10.10 |
| | 700 | Foires, marchés | 0.00 | 0.000 | 0.00 | 0.00 | 0.000 | 0.00 |
| | 710 | Tourisme | 28'194.95 | 0.499 | 27.70 | 2'913.00 | 0.054 | 2.86 |
| | 720 | Agriculture | 29'283.90 | 0.518 | 28.77 | 7'366.25 | 0.137 | 7.24 |
| | 740 | Développement économique | 11'032.00 | 0.195 | 10.84 | 0.00 | 0.000 | 0.00 |
| 8 | | Finances | 1'256'081.75 | 22.232 | 1'233.87 | 1'179'576.55 | 21.937 | 1'158.72 |
| | 810 | Intérêts courts termes | 3'861.50 | 0.068 | 3.79 | 0.00 | 0.000 | 0.00 |
| | 811 | Intérêts longs termes | 182'661.60 | 3.233 | 179.43 | 40'200.00 | 0.748 | 39.49 |
| | 820 | Amortissements | 681'370.85 | 12.060 | 669.32 | 186'328.60 | 3.465 | 183.03 |
| | 825 | Charges d'immeubles | 38'545.40 | 0.682 | 37.86 | 0.00 | 0.000 | 0.00 |
| | 826 | Pâturages | 0.00 | 0.000 | 0.00 | 0.00 | 0.000 | 0.00 |
| | 830 | Subventions et contributions | 0.00 | 0.000 | 0.00 | 0.00 | 0.000 | 0.00 |
| | 840 | Intérêts actifs | 272.00 | 0.005 | 0.27 | 43'858.80 | 0.816 | 43.08 |
| | 850 | Rendement des immeubles | 27'764.75 | 0.491 | 27.27 | 446'628.55 | 8.306 | 438.73 |
| | 855 | Provisions, réserves, fonds | 321'605.65 | 5.692 | 315.92 | 462'560.60 | 8.602 | 454.38 |
| | 860 | Subventions | 0.00 | 0.000 | 0.00 | 0.00 | 0.000 | 0.00 |
| | 870 | Gains vente fortune | 0.00 | 0.000 | 0.00 | 0.00 | 0.000 | 0.00 |
| | 875 | Divers | 0.00 | 0.000 | 0.00 | 0.00 | 0.000 | 0.00 |
| 9 | | Imposition | 345'892.35 | 6.122 | 339.78 | 2'878'074.25 | 53.525 | 2'827.18 |
| | 910 | Impôts ordinaires | 74'826.40 | 1.324 | 73.50 | 2'461'395.00 | 45.775 | 2'417.87 |
| | 911 | Variation d'impôts | 193'984.50 | 3.433 | 190.55 | 152'389.35 | 2.834 | 149.69 |
| | 912 | Partage d'impôts | 47'720.30 | 0.845 | 46.88 | 36'631.15 | 0.681 | 35.98 |
| | 915 | Elimination d'impôts | 26'880.05 | 0.476 | 26.40 | 0.00 | 0.000 | 0.00 |
| | 920 | Autres impôts | 2'481.10 | 0.044 | 2.44 | 82'994.75 | 1.543 | 81.53 |
| | 940 | Fonds de péréquation | 0.00 | 0.000 | 0.00 | 144'664.00 | 2.690 | 142.11 |
| | | Totaux | 5'649'793.15 | 100.00 | 5'549.90 | 5'377'106.00 | 100.00 | 5'282.03 |
| | | Excédent de charges | | | | 272'687.15 | | |
| | | | 5'649'793.15 | | | 5'649'793.15 | | |

CORNOL

INDICATEURS FINANCIERS 2013 – 2017

| | 2013 | 2014 | 2015 | 2016 | 2017 | Moyenne |
|---------------------------------------|------------|--------------|------------|------------|------------|-------------------|
| Autofinancement (en fr.) | 735'212.60 | 1'212'819.00 | 370'206.00 | 668'660.00 | 307'457.00 | 658'870.92 |
| Degré d'autofinancement (%) | 1'049.34 | 934.44 | -641.38 | 423.88 | 273.81 | 408.02 |
| Capacité d'autofinancement (%) | 19.02 | 25.69 | 8.88 | 15.66 | 7.86 | 15.42 |



Une capacité d'autofinancement de :

- Moins de 10% est considéré comme mauvaise
- De 10% à 20% est considéré comme moyenne à bonne
- Plus de 20% est considéré comme très bonne

LA BAROCHE

1'176 habitants

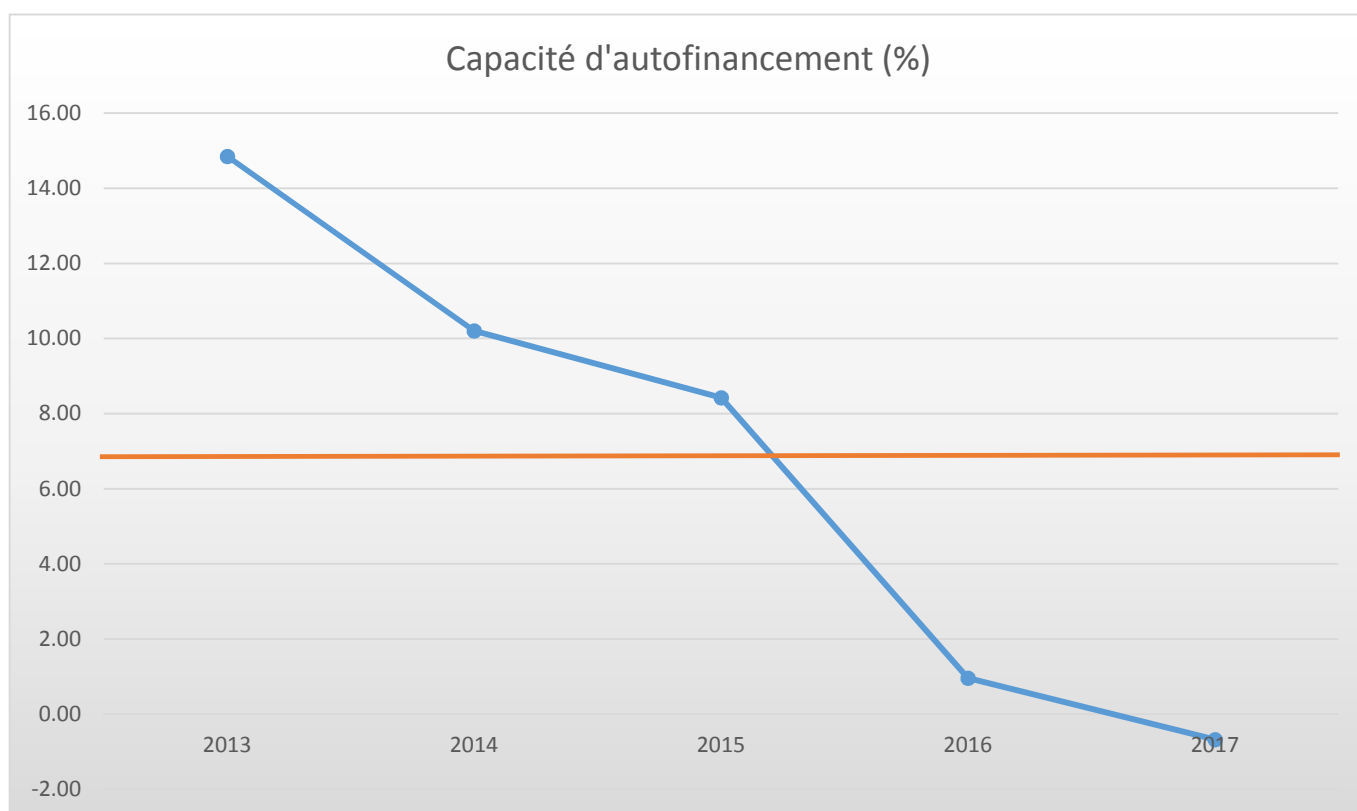
| La Baroche | | | Charges | en % | Fr./hab. | Produits | en% | Fr./hab. |
|------------|-----|--------------------------------------|---------------------|---------------|-----------------|-------------------|---------------|---------------|
| 1 | | Autorité | 646'637.16 | 13.255 | 549.86 | 264'676.20 | 5.731 | 225.06 |
| | 100 | Communes, votations, élections | 3'173.39 | 0.065 | 2.70 | 0.00 | 0.000 | 0.00 |
| | 110 | Conseil général/de Ville | 0.00 | 0.000 | 0.00 | 0.00 | 0.000 | 0.00 |
| | 111 | Conseil communal | 55'309.15 | 1.134 | 47.03 | 0.00 | 0.000 | 0.00 |
| | 112 | Commissions | 1'185.00 | 0.024 | 1.01 | 0.00 | 0.000 | 0.00 |
| | 115 | Personnel administratif | 382'279.65 | 7.836 | 325.07 | 182'849.00 | 3.959 | 155.48 |
| | 116 | Charges du personnel | 121'417.30 | 2.489 | 103.25 | 70'722.50 | 1.531 | 60.14 |
| | 130 | Frais administratifs | 83'272.67 | 1.707 | 70.81 | 1'948.65 | 0.042 | 1.66 |
| | 170 | Emoluments | 0.00 | 0.000 | 0.00 | 9'156.05 | 0.198 | 7.79 |
| 2 | | Travaux publics | 339'794.92 | 6.965 | 288.94 | 228'641.25 | 4.951 | 194.42 |
| | 200 | Entretien des routes | 218'377.72 | 4.476 | 185.70 | 90'639.45 | 1.963 | 77.07 |
| | 201 | Ouvrages collectifs | 0.00 | 0.000 | 0.00 | 0.00 | 0.000 | 0.00 |
| | 205 | Eclairage public | 61'050.05 | 1.251 | 51.91 | 65'255.20 | 1.413 | 55.49 |
| | 206 | Horloge public | 1'120.10 | 0.023 | 0.95 | 0.00 | 0.000 | 0.00 |
| | 210 | Cours d'eau | 0.00 | 0.000 | 0.00 | 0.00 | 0.000 | 0.00 |
| | 230 | Cadastre | 50'081.25 | 1.027 | 42.59 | 71'646.60 | 1.551 | 60.92 |
| | 240 | Aménagement du territoire | 9'165.80 | 0.188 | 7.79 | 1'100.00 | 0.024 | 0.94 |
| 3 | | Affaire juridique, police | 27'693.15 | 0.568 | 23.55 | 4'637.55 | 0.100 | 3.94 |
| | 310 | Police communale | 900.00 | 0.018 | 0.77 | 900.00 | 0.019 | 0.77 |
| | 330 | Cantonnement | 11'370.00 | 0.233 | 9.67 | 0.00 | 0.000 | 0.00 |
| | 340 | Protection civil | 15'423.15 | 0.316 | 13.11 | 3'737.55 | 0.081 | 3.18 |
| 4 | | Hygiène publique | 0.00 | 0.000 | 0.00 | 0.00 | 0.000 | 0.00 |
| | 400 | Police des denrées | 0.00 | 0.000 | 0.00 | 0.00 | 0.000 | 0.00 |
| | 410 | Police sanitaire | 0.00 | 0.000 | 0.00 | 0.00 | 0.000 | 0.00 |
| | 415 | Arrondissement de sépulture | 0.00 | 0.000 | 0.00 | 0.00 | 0.000 | 0.00 |
| 5 | | Instruction | 1'611'235.43 | 33.027 | 1'370.10 | 98'216.55 | 2.127 | 83.52 |
| | 510 | Service de l'école/école primaire | 65'251.73 | 1.338 | 55.49 | 2'426.00 | 0.053 | 2.06 |
| | 511 | Transport scolaire | 85'947.55 | 1.762 | 73.08 | 85'947.55 | 1.861 | 73.08 |
| | 512 | Places de jeu/Halles de gym | 115'326.15 | 2.364 | 98.07 | 9'843.00 | 0.213 | 8.37 |
| | 520 | Ecole secondaire | 137'844.50 | 2.826 | 117.21 | 0.00 | 0.000 | 0.00 |
| | 530 | Colonie de vacances | 0.00 | 0.000 | 0.00 | 0.00 | 0.000 | 0.00 |
| | 540 | Ecole ménagère | 0.00 | 0.000 | 0.00 | 0.00 | 0.000 | 0.00 |
| | 570 | Ecole enfantine | 0.00 | 0.000 | 0.00 | 0.00 | 0.000 | 0.00 |
| | 580 | Contr. écologie, piscine, biblio ... | 13'642.70 | 0.280 | 11.60 | 0.00 | 0.000 | 0.00 |
| | 590 | Contribution pour instruction | 1'193'222.80 | 24.459 | 1'014.65 | 0.00 | 0.000 | 0.00 |
| 6 | | Action sociale | 1'284'811.60 | 26.336 | 1'092.53 | 496'423.25 | 10.749 | 422.13 |
| | 600 | Secours | 229'106.30 | 4.696 | 194.82 | 125'770.50 | 2.723 | 106.95 |
| | 610 | Service dentaire | 2'466.20 | 0.051 | 2.10 | 0.00 | 0.000 | 0.00 |
| | 620 | Autres institutions | 31'194.50 | 0.639 | 26.53 | 0.00 | 0.000 | 0.00 |
| | 630 | Foyers communaux | 4'560.05 | 0.093 | 3.88 | 0.00 | 0.000 | 0.00 |
| | 640 | Crèches, UAPE | 244'941.50 | 5.021 | 208.28 | 30'000.00 | 0.650 | 25.51 |
| | 650 | Répartition des charges | 408'331.55 | 8.370 | 347.22 | 337'168.75 | 7.300 | 286.71 |
| | 659 | AVS, off. logement, chômage etc | 364'211.50 | 7.466 | 309.70 | 3'484.00 | 0.075 | 2.96 |
| | 665 | Contr. institution publique | 0.00 | 0.000 | 0.00 | 0.00 | 0.000 | 0.00 |

| La Baroche | | | Charges | en % | Fr./hab. | Produits | en% | Fr./hab. |
|------------|-----|------------------------------|---------------------|---------------|-----------------|---------------------|---------------|-----------------|
| 7 | | Economie publique | 44'574.80 | 0.914 | 37.90 | 0.00 | 0.000 | 0.00 |
| | 700 | Foires, marchés | 0.00 | 0.000 | 0.00 | 0.00 | 0.000 | 0.00 |
| | 710 | Tourisme | 33'163.65 | 0.680 | 28.20 | 0.00 | 0.000 | 0.00 |
| | 720 | Agriculture | 11'411.15 | 0.234 | 9.70 | 0.00 | 0.000 | 0.00 |
| | 740 | Développement économique | 0.00 | 0.000 | 0.00 | 0.00 | 0.000 | 0.00 |
| 8 | | Finances | 625'692.45 | 12.826 | 532.05 | 433'094.80 | 9.377 | 368.28 |
| | 810 | Intérêts courts termes | 67'947.30 | 1.393 | 57.78 | 0.00 | 0.000 | 0.00 |
| | 811 | Intérêts longs termes | 46'483.15 | 0.953 | 39.53 | 12'000.00 | 0.260 | 10.20 |
| | 820 | Amortissements | 263'142.65 | 5.394 | 223.76 | 16'000.00 | 0.346 | 13.61 |
| | 825 | Charges d'immeubles | 79'424.45 | 1.628 | 67.54 | 1'082.35 | 0.023 | 0.92 |
| | 826 | Pâturages | 11'070.70 | 0.227 | 9.41 | 11'070.70 | 0.240 | 9.41 |
| | 830 | Subventions et contributions | 0.00 | 0.000 | 0.00 | 0.00 | 0.000 | 0.00 |
| | 840 | Intérêts actifs | 0.00 | 0.000 | 0.00 | 45'600.20 | 0.987 | 38.78 |
| | 850 | Rendement des immeubles | 9'224.20 | 0.189 | 7.84 | 146'959.55 | 3.182 | 124.97 |
| | 855 | Provisions, réserves, fonds | 0.00 | 0.000 | 0.00 | 3'982.00 | 0.086 | 3.39 |
| | 860 | Subventions | 0.00 | 0.000 | 0.00 | 0.00 | 0.000 | 0.00 |
| | 870 | Gains vente fortune | 148'400.00 | 3.042 | 126.19 | 196'400.00 | 4.252 | 167.01 |
| | 875 | Divers | 0.00 | 0.000 | 0.00 | 0.00 | 0.000 | 0.00 |
| 9 | | Imposition | 298'046.95 | 6.109 | 253.44 | 3'092'820.15 | 66.966 | 2'629.95 |
| | 910 | Impôts ordinaires | 128.15 | 0.003 | 0.11 | 2'374'015.55 | 51.402 | 2'018.72 |
| | 911 | Variation d'impôts | 228'624.50 | 4.686 | 194.41 | 148'645.70 | 3.218 | 126.40 |
| | 912 | Partage d'impôts | 11'003.95 | 0.226 | 9.36 | 21'649.80 | 0.469 | 18.41 |
| | 915 | Elimination d'impôts | 55'880.35 | 1.145 | 47.52 | 14'101.15 | 0.305 | 11.99 |
| | 920 | Autres impôts | 2'410.00 | 0.049 | 2.05 | 179'403.95 | 3.884 | 152.55 |
| | 940 | Fonds de péréquation | 0.00 | 0.000 | 0.00 | 355'004.00 | 7.687 | 301.87 |
| | | Totaux | 4'878'486.46 | 100.00 | 4'148.37 | 4'618'509.75 | 100.00 | 3'927.30 |
| | | Excédent de charges | | | | 259'976.71 | | |
| | | | 4'878'486.46 | | | 4'878'486.46 | | |

LA BAROCHE

INDICATEURS FINANCIERS 2013 – 2017

| | 2013 | 2014 | 2015 | 2016 | 2017 | Moyenne |
|---------------------------------------|------------|------------|------------|-----------|------------|-------------------|
| Autofinancement (en fr.) | 654'845.00 | 441'390.00 | 371'246.10 | 40'988.00 | -29'073.71 | 295'879.08 |
| Degré d'autofinancement (%) | 1'625.77 | 306.28 | 118.90 | 5.93 | -8.01 | 409.77 |
| Capacité d'autofinancement (%) | 14.85 | 10.21 | 8.43 | 0.96 | -0.68 | 6.75 |



Une capacité d'autofinancement de :

- Moins de 10% est considéré comme mauvaise
- De 10% à 20% est considéré comme moyenne à bonne
- Plus de 20% est considéré comme très bonne

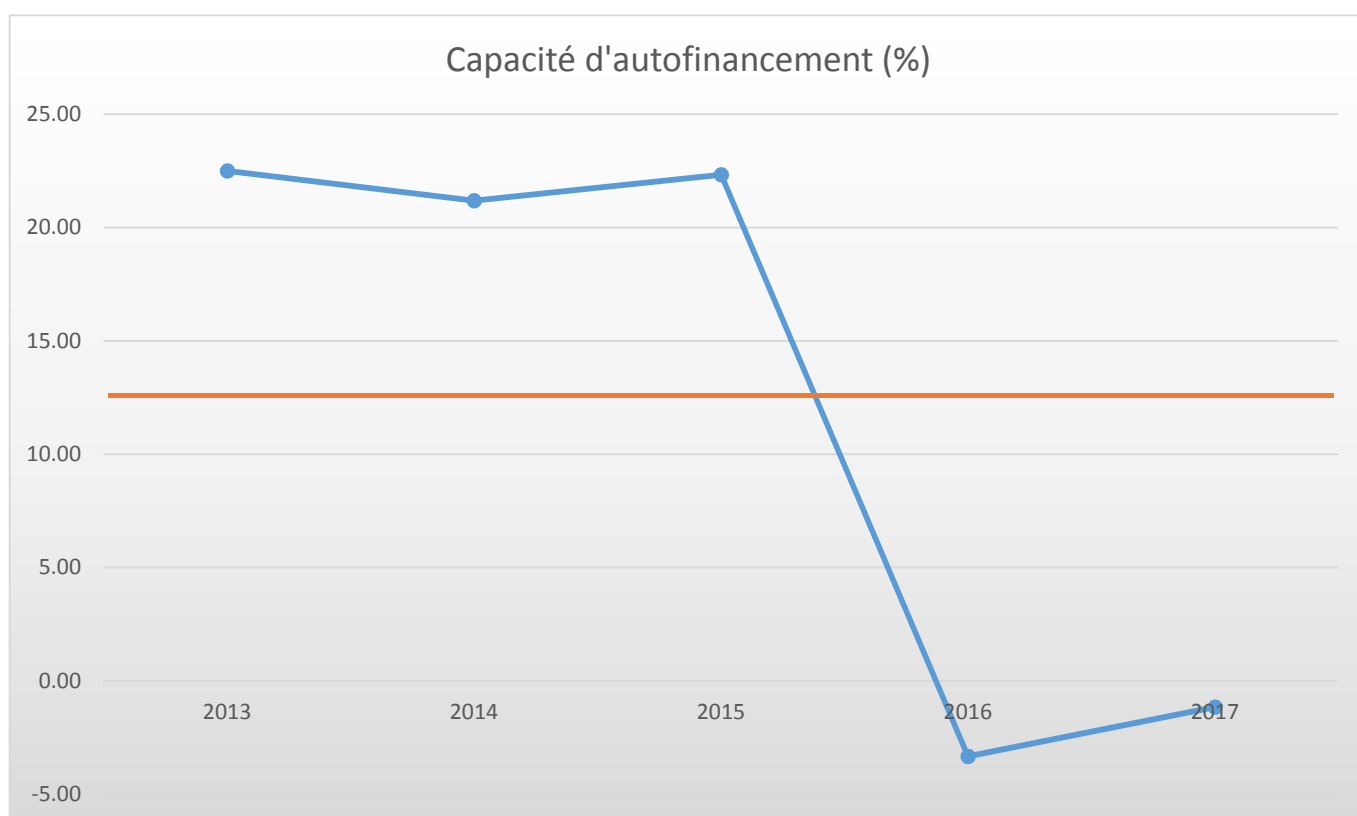
BONCOURT
1'211 habitants

| Boncourt | | | Charges | en % | Fr./hab. | Produits | en% | Fr./hab. |
|----------|-----|--------------------------------------|---------------------|---------------|-----------------|-------------------|--------------|---------------|
| 1 | | Autorité | 698'072.05 | 7.175 | 576.44 | 208'393.90 | 2.198 | 172.08 |
| | 100 | Communes, votations, élections | 3'479.75 | 0.036 | 2.87 | 0.00 | 0.000 | 0.00 |
| | 110 | Conseil général/de Ville | 0.00 | 0.000 | 0.00 | 0.00 | 0.000 | 0.00 |
| | 111 | Conseil communal | 119'654.70 | 1.230 | 98.81 | 0.00 | 0.000 | 0.00 |
| | 112 | Commissions | 18'210.80 | 0.187 | 15.04 | 0.00 | 0.000 | 0.00 |
| | 115 | Personnel administratif | 168'394.35 | 1.731 | 139.05 | 0.00 | 0.000 | 0.00 |
| | 116 | Charges du personnel | 221'011.35 | 2.272 | 182.50 | 201'427.35 | 2.124 | 166.33 |
| | 130 | Frais administratifs | 167'321.10 | 1.720 | 138.17 | 0.00 | 0.000 | 0.00 |
| | 170 | Emoluments | 0.00 | 0.000 | 0.00 | 6'966.55 | 0.073 | 5.75 |
| 2 | | Travaux publics | 677'177.65 | 6.960 | 559.19 | 15'450.30 | 0.163 | 12.76 |
| | 200 | Entretien des routes | 513'894.55 | 5.282 | 424.36 | 15'101.90 | 0.159 | 12.47 |
| | 201 | Ouvrages collectifs | 0.00 | 0.000 | 0.00 | 0.00 | 0.000 | 0.00 |
| | 205 | Eclairage public | 142'479.60 | 1.464 | 117.65 | 348.40 | 0.004 | 0.29 |
| | 206 | Horloge public | 0.00 | 0.000 | 0.00 | 0.00 | 0.000 | 0.00 |
| | 210 | Cours d'eau | 0.00 | 0.000 | 0.00 | 0.00 | 0.000 | 0.00 |
| | 230 | Cadastre | 21'353.00 | 0.219 | 17.63 | 0.00 | 0.000 | 0.00 |
| | 240 | Aménagement du territoire | -549.50 | -0.006 | -0.45 | 0.00 | 0.000 | 0.00 |
| 3 | | Affaire juridique, police | 3'544.90 | 0.036 | 2.93 | 20'634.10 | 0.218 | 17.04 |
| | 310 | Police communale | 0.00 | 0.000 | 0.00 | 0.00 | 0.000 | 0.00 |
| | 330 | Cantonnement | 0.00 | 0.000 | 0.00 | 0.00 | 0.000 | 0.00 |
| | 340 | Protection civil | 3'544.90 | 0.036 | 2.93 | 20'634.10 | 0.218 | 17.04 |
| 4 | | Hygiène publique | 7'089.55 | 0.073 | 5.85 | 0.00 | 0.000 | 0.00 |
| | 400 | Police des denrées | 0.00 | 0.000 | 0.00 | 0.00 | 0.000 | 0.00 |
| | 410 | Police sanitaire | 7'089.55 | 0.073 | 5.85 | 0.00 | 0.000 | 0.00 |
| | 415 | Arrondissement de sépulture | 0.00 | 0.000 | 0.00 | 0.00 | 0.000 | 0.00 |
| 5 | | Instruction | 2'288'289.18 | 23.519 | 1'889.59 | 95'222.20 | 1.004 | 78.63 |
| | 510 | Service de l'école/école primaire | 127'031.63 | 1.306 | 104.90 | 1'835.00 | 0.019 | 1.52 |
| | 511 | Transport scolaire | 10'462.20 | 0.108 | 8.64 | 0.00 | 0.000 | 0.00 |
| | 512 | Places de jeu/Halles de gym | 440'439.25 | 4.527 | 363.70 | 81'298.05 | 0.857 | 67.13 |
| | 520 | Ecole secondaire | 158'642.00 | 1.631 | 131.00 | 0.00 | 0.000 | 0.00 |
| | 530 | Colonie de vacances | 0.00 | 0.000 | 0.00 | 0.00 | 0.000 | 0.00 |
| | 540 | Ecole ménagère | 0.00 | 0.000 | 0.00 | 0.00 | 0.000 | 0.00 |
| | 570 | Ecole enfantine | 0.00 | 0.000 | 0.00 | 0.00 | 0.000 | 0.00 |
| | 580 | Contr. écologie, piscine, biblio ... | 379'529.15 | 3.901 | 313.40 | 12'089.15 | 0.127 | 9.98 |
| | 590 | Contribution pour instruction | 1'172'184.95 | 12.048 | 967.95 | 0.00 | 0.000 | 0.00 |
| 6 | | Action sociale | 1'127'577.00 | 11.589 | 931.11 | 197'533.35 | 2.083 | 163.12 |
| | 600 | Secours | 215'807.60 | 2.218 | 178.21 | 44'233.05 | 0.467 | 36.53 |
| | 610 | Service dentaire | 1'048.55 | 0.011 | 0.87 | 0.00 | 0.000 | 0.00 |
| | 620 | Autres institutions | 119'495.65 | 1.228 | 98.68 | 60'000.00 | 0.633 | 49.55 |
| | 630 | Foyers communaux | 0.00 | 0.000 | 0.00 | 0.00 | 0.000 | 0.00 |
| | 640 | Crèches, UAPE | 336'061.80 | 3.454 | 277.51 | 89'740.90 | 0.946 | 74.10 |
| | 650 | Répartition des charges | 87'366.90 | 0.898 | 72.14 | 0.00 | 0.000 | 0.00 |
| | 659 | AVS, off. logement, chômage etc | 361'611.50 | 3.717 | 298.61 | 3'559.40 | 0.038 | 2.94 |
| | 665 | Contr. institution publique | 6'185.00 | 0.064 | 5.11 | 0.00 | 0.000 | 0.00 |

| Boncourt | | | Charges | en % | Fr./hab. | Produits | en% | Fr./hab. |
|----------|-----|------------------------------|---------------------|---------------|-----------------|---------------------|---------------|-----------------|
| 7 | | Economie publique | 44'375.85 | 0.456 | 36.64 | 179'041.00 | 1.888 | 147.85 |
| | 700 | Foires, marchés | 708.90 | 0.007 | 0.59 | 615.00 | 0.006 | 0.51 |
| | 710 | Tourisme | 35'699.80 | 0.367 | 29.48 | 0.00 | 0.000 | 0.00 |
| | 720 | Agriculture | 7'967.15 | 0.082 | 6.58 | 178'426.00 | 1.882 | 147.34 |
| | 740 | Développement économique | 0.00 | 0.000 | 0.00 | 0.00 | 0.000 | 0.00 |
| 8 | | Finances | 838'987.55 | 8.623 | 692.81 | 254'224.05 | 2.681 | 209.93 |
| | 810 | Intérêts courts termes | 794.20 | 0.008 | 0.66 | 0.00 | 0.000 | 0.00 |
| | 811 | Intérêts longs termes | 77'931.00 | 0.801 | 64.35 | 0.00 | 0.000 | 0.00 |
| | 820 | Amortissements | 589'638.20 | 6.060 | 486.90 | 40'000.00 | 0.422 | 33.03 |
| | 825 | Charges d'immeubles | 170'624.15 | 1.754 | 140.90 | 11'382.30 | 0.120 | 9.40 |
| | 826 | Pâturages | 0.00 | 0.000 | 0.00 | 0.00 | 0.000 | 0.00 |
| | 830 | Subventions et contributions | 0.00 | 0.000 | 0.00 | 0.00 | 0.000 | 0.00 |
| | 840 | Intérêts actifs | 0.00 | 0.000 | 0.00 | 27'318.30 | 0.288 | 22.56 |
| | 850 | Rendement des immeubles | 0.00 | 0.000 | 0.00 | 153'043.45 | 1.614 | 126.38 |
| | 855 | Provisions, réserves, fonds | 0.00 | 0.000 | 0.00 | 0.00 | 0.000 | 0.00 |
| | 860 | Subventions | 0.00 | 0.000 | 0.00 | 0.00 | 0.000 | 0.00 |
| | 870 | Gains vente fortune | 0.00 | 0.000 | 0.00 | 22'480.00 | 0.237 | 18.56 |
| | 875 | Divers | 0.00 | 0.000 | 0.00 | 0.00 | 0.000 | 0.00 |
| 9 | | Imposition | 4'044'509.45 | 41.569 | 3'339.81 | 8'511'267.80 | 89.765 | 7'028.30 |
| | 910 | Impôts ordinaires | 0.00 | 0.000 | 0.00 | 7'039'862.75 | 74.246 | 5'813.26 |
| | 911 | Variation d'impôts | 1'118'484.75 | 11.496 | 923.60 | 980'733.60 | 10.343 | 809.85 |
| | 912 | Partage d'impôts | 286'280.50 | 2.942 | 236.40 | 158'514.55 | 1.672 | 130.90 |
| | 915 | Elimination d'impôts | 50'966.45 | 0.524 | 42.09 | 0.00 | 0.000 | 0.00 |
| | 920 | Autres impôts | 9'669.75 | 0.099 | 7.98 | 132'156.90 | 1.394 | 109.13 |
| | 940 | Fonds de péréquation | 2'579'108.00 | 26.508 | 2'129.73 | 200'000.00 | 2.109 | 165.15 |
| | | Totaux | 9'729'623.18 | 100.00 | 8'034.37 | 9'481'766.70 | 100.00 | 7'829.70 |
| | | Excédent de charges | | | | 247'856.48 | | |
| | | | 9'729'623.18 | | | 9'729'623.18 | | |

BONCOURT
INDICATEURS FINANCIERS 2013 – 2017

| | 2013 | 2014 | 2015 | 2016 | 2017 | Moyenne |
|---------------------------------------|--------------|--------------|--------------|-------------|-------------|---------------------|
| Autofinancement (en fr.) | 2'191'239.87 | 2'286'363.66 | 2'138'089.90 | -286'692.11 | -103'600.78 | 1'245'080.11 |
| Degré d'autofinancement (%) | 62.05 | 213.47 | 300.66 | -28.24 | -11.52 | 107.28 |
| Capacité d'autofinancement (%) | 22.50 | 21.18 | 22.33 | -3.33 | -1.15 | 12.31 |



Une capacité d'autofinancement de :

- Moins de 10% est considéré comme mauvaise
- De 10% à 20% est considéré comme moyenne à bonne
- Plus de 20% est considéré comme très bonne

BASSE-ALLAINE

1'212 habitants

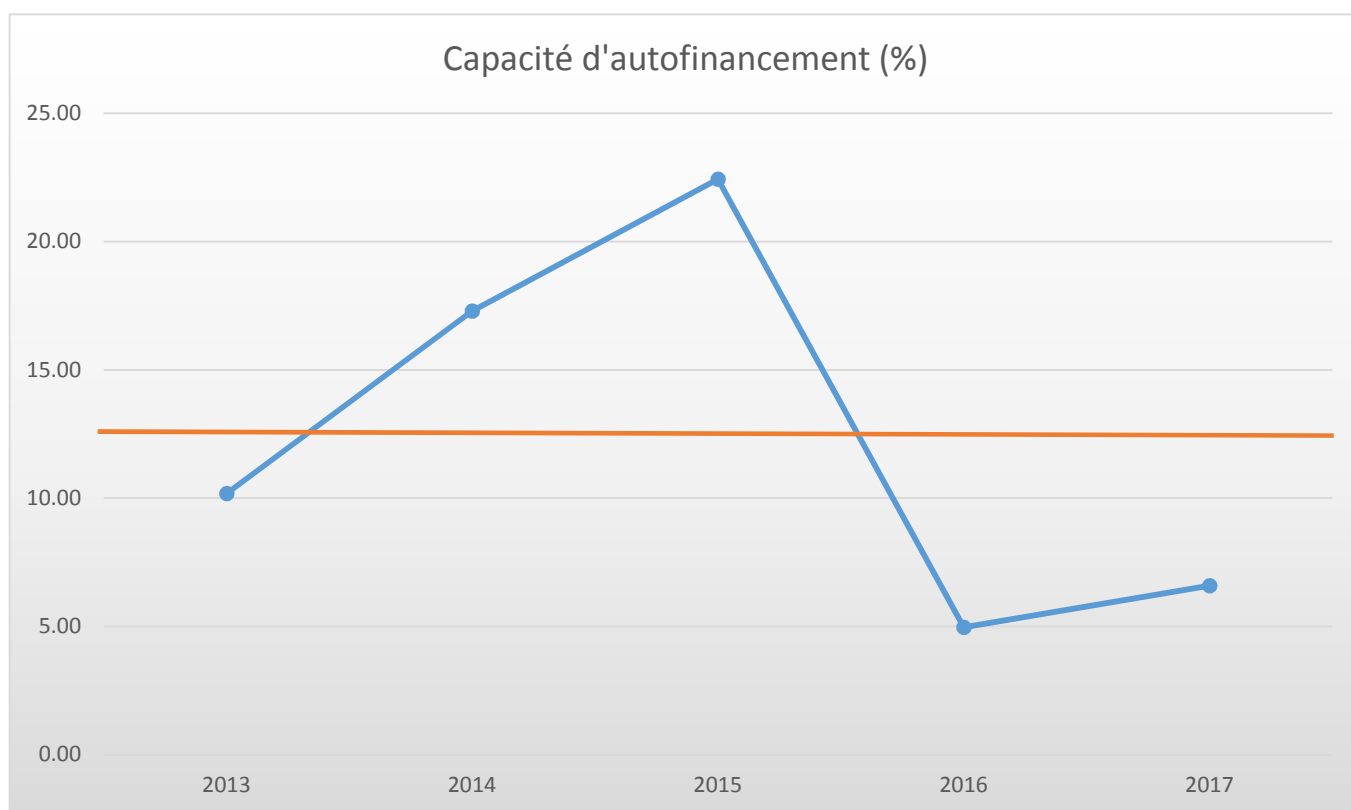
| Basse-Allaine | | | Charges | en % | Fr./hab. | Produits | en% | Fr./hab. |
|---------------|-----|--------------------------------------|---------------------|---------------|-----------------|-------------------|--------------|---------------|
| 1 | | Autorité | 489'132.70 | 11.244 | 403.57 | 91'938.80 | 2.128 | 75.86 |
| | 100 | Communes, votations, élections | 2'516.60 | 0.058 | 2.08 | 0.00 | 0.000 | 0.00 |
| | 110 | Conseil général/de Ville | 0.00 | 0.000 | 0.00 | 0.00 | 0.000 | 0.00 |
| | 111 | Conseil communal | 46'930.45 | 1.079 | 38.72 | 0.00 | 0.000 | 0.00 |
| | 112 | Commissions | 7'490.90 | 0.172 | 6.18 | 0.00 | 0.000 | 0.00 |
| | 115 | Personnel administratif | 180'669.90 | 4.153 | 149.07 | 3'292.00 | 0.076 | 2.72 |
| | 116 | Charges du personnel | 149'906.75 | 3.446 | 123.69 | 77'619.60 | 1.797 | 64.04 |
| | 130 | Frais administratifs | 100'768.95 | 2.316 | 83.14 | 3'200.55 | 0.074 | 2.64 |
| | 170 | Emoluments | 849.15 | 0.020 | 0.70 | 7'826.65 | 0.181 | 6.46 |
| 2 | | Travaux publics | 342'473.80 | 7.873 | 282.57 | 123'375.74 | 2.856 | 101.80 |
| | 200 | Entretien des routes | 241'406.15 | 5.549 | 199.18 | 44'309.50 | 1.026 | 36.56 |
| | 201 | Ouvrages collectifs | 0.00 | 0.000 | 0.00 | 0.00 | 0.000 | 0.00 |
| | 205 | Eclairage public | 50'943.70 | 1.171 | 42.03 | 62'361.60 | 1.444 | 51.45 |
| | 206 | Horloge public | 0.00 | 0.000 | 0.00 | 0.00 | 0.000 | 0.00 |
| | 210 | Cours d'eau | 0.00 | 0.000 | 0.00 | 0.00 | 0.000 | 0.00 |
| | 230 | Cadastre | 50'123.95 | 1.152 | 41.36 | 16'704.64 | 0.387 | 13.78 |
| | 240 | Aménagement du territoire | 0.00 | 0.000 | 0.00 | 0.00 | 0.000 | 0.00 |
| 3 | | Affaire juridique, police | 89'746.10 | 2.063 | 74.05 | 43'612.30 | 1.010 | 35.98 |
| | 310 | Police communale | 400.00 | 0.009 | 0.33 | 300.00 | 0.007 | 0.25 |
| | 330 | Cantonnement | 360.00 | 0.008 | 0.30 | 0.00 | 0.000 | 0.00 |
| | 340 | Protection civil | 88'986.10 | 2.046 | 73.42 | 43'312.30 | 1.003 | 35.74 |
| 4 | | Hygiène publique | 8'836.90 | 0.203 | 7.29 | 0.00 | 0.000 | 0.00 |
| | 400 | Police des denrées | 0.00 | 0.000 | 0.00 | 0.00 | 0.000 | 0.00 |
| | 410 | Police sanitaire | 8'836.90 | 0.203 | 7.29 | 0.00 | 0.000 | 0.00 |
| | 415 | Arrondissement de sépulture | 0.00 | 0.000 | 0.00 | 0.00 | 0.000 | 0.00 |
| 5 | | Instruction | 1'769'916.90 | 40.686 | 1'460.33 | 209'503.55 | 4.850 | 172.86 |
| | 510 | Service de l'école/école primaire | 44'326.65 | 1.019 | 36.57 | 5'000.90 | 0.116 | 4.13 |
| | 511 | Transport scolaire | 183'868.55 | 4.227 | 151.71 | 174'215.05 | 4.033 | 143.74 |
| | 512 | Places de jeu/Halles de gym | 174'351.25 | 4.008 | 143.85 | 29'633.00 | 0.686 | 24.45 |
| | 520 | Ecole secondaire | 114'970.45 | 2.643 | 94.86 | 0.00 | 0.000 | 0.00 |
| | 530 | Colonie de vacances | 0.00 | 0.000 | 0.00 | 0.00 | 0.000 | 0.00 |
| | 540 | Ecole ménagère | 0.00 | 0.000 | 0.00 | 0.00 | 0.000 | 0.00 |
| | 570 | Ecole enfantine | 6'137.65 | 0.141 | 5.06 | 654.60 | 0.015 | 0.54 |
| | 580 | Contr. écologie, piscine, biblio ... | 40'412.00 | 0.929 | 33.34 | 0.00 | 0.000 | 0.00 |
| | 590 | Contribution pour instruction | 1'205'850.35 | 27.719 | 994.93 | 0.00 | 0.000 | 0.00 |
| 6 | | Action sociale | 926'501.95 | 21.298 | 764.44 | 123'085.55 | 2.849 | 101.56 |
| | 600 | Secours | 182'926.50 | 4.205 | 150.93 | 119'134.75 | 2.758 | 98.30 |
| | 610 | Service dentaire | 4'190.05 | 0.096 | 3.46 | 0.00 | 0.000 | 0.00 |
| | 620 | Autres institutions | 4'782.50 | 0.110 | 3.95 | 0.00 | 0.000 | 0.00 |
| | 630 | Foyers communaux | 4'236.80 | 0.097 | 3.50 | 0.00 | 0.000 | 0.00 |
| | 640 | Crèches, UAPE | 0.00 | 0.000 | 0.00 | 0.00 | 0.000 | 0.00 |
| | 650 | Répartition des charges | 358'557.75 | 8.242 | 295.84 | 0.00 | 0.000 | 0.00 |
| | 659 | AVS, off. logement, chômage etc | 370'850.00 | 8.525 | 305.98 | 3'950.80 | 0.091 | 3.26 |
| | 665 | Contr. institution publique | 958.35 | 0.022 | 0.79 | 0.00 | 0.000 | 0.00 |

| Basse-Allaine | | | Charges | en % | Fr./hab. | Produits | en% | Fr./hab. |
|---------------|-----|------------------------------|---------------------|---------------|-----------------|---------------------|---------------|-----------------|
| 7 | | Economie publique | 23'970.00 | 0.551 | 19.78 | 0.00 | 0.000 | 0.00 |
| | 700 | Foires, marchés | 0.00 | 0.000 | 0.00 | 0.00 | 0.000 | 0.00 |
| | 710 | Tourisme | 23'184.00 | 0.533 | 19.13 | 0.00 | 0.000 | 0.00 |
| | 720 | Agriculture | 786.00 | 0.018 | 0.65 | 0.00 | 0.000 | 0.00 |
| | 740 | Développement économique | 0.00 | 0.000 | 0.00 | 0.00 | 0.000 | 0.00 |
| 8 | | Finances | 491'874.05 | 11.307 | 405.84 | 170'083.85 | 3.937 | 140.33 |
| | 810 | Intérêts courts termes | 9'624.85 | 0.221 | 7.94 | 0.00 | 0.000 | 0.00 |
| | 811 | Intérêts longs termes | 108'351.05 | 2.491 | 89.40 | 0.00 | 0.000 | 0.00 |
| | 820 | Amortissements | 271'177.60 | 6.234 | 223.74 | 0.00 | 0.000 | 0.00 |
| | 825 | Charges d'immeubles | 81'963.60 | 1.884 | 67.63 | 64'653.40 | 1.497 | 53.34 |
| | 826 | Pâturages | 0.00 | 0.000 | 0.00 | 0.00 | 0.000 | 0.00 |
| | 830 | Subventions et contributions | 16'415.05 | 0.377 | 13.54 | 0.00 | 0.000 | 0.00 |
| | 840 | Intérêts actifs | 3'941.90 | 0.091 | 3.25 | 46'211.35 | 1.070 | 38.13 |
| | 850 | Rendement des immeubles | 400.00 | 0.009 | 0.33 | 57'198.10 | 1.324 | 47.19 |
| | 855 | Provisions, réserves, fonds | 0.00 | 0.000 | 0.00 | 0.00 | 0.000 | 0.00 |
| | 860 | Subventions | 0.00 | 0.000 | 0.00 | 0.00 | 0.000 | 0.00 |
| | 870 | Gains vente fortune | 0.00 | 0.000 | 0.00 | 2'021.00 | 0.047 | 1.67 |
| | 875 | Divers | 0.00 | 0.000 | 0.00 | 0.00 | 0.000 | 0.00 |
| 9 | | Imposition | 207'740.10 | 4.775 | 171.40 | 3'558'152.20 | 82.369 | 2'935.77 |
| | 910 | Impôts ordinaires | 0.00 | 0.000 | 0.00 | 2'701'664.95 | 62.542 | 2'229.10 |
| | 911 | Variation d'impôts | 66'181.05 | 1.521 | 54.60 | 368'160.55 | 8.523 | 303.76 |
| | 912 | Partage d'impôts | 103'427.55 | 2.378 | 85.34 | 56'247.80 | 1.302 | 46.41 |
| | 915 | Elimination d'impôts | 34'647.20 | 0.796 | 28.59 | 2'700.50 | 0.063 | 2.23 |
| | 920 | Autres impôts | 3'484.30 | 0.080 | 2.87 | 311'202.40 | 7.204 | 256.77 |
| | 940 | Fonds de péréquation | 0.00 | 0.000 | 0.00 | 118'176.00 | 2.736 | 97.50 |
| | | Totaux | 4'350'192.50 | 100.00 | 3'589.27 | 4'319'751.99 | 100.00 | 3'564.15 |
| | | Excédent de charges | | | | 30'440.51 | | |
| | | | 4'350'192.50 | | | 4'350'192.50 | | |

BASSE-ALLAINE

INDICATEURS FINANCIERS 2013 – 2017

| | 2013 | 2014 | 2015 | 2016 | 2017 | Moyenne |
|---------------------------------------|------------|------------|--------------|------------|------------|-------------------|
| Autofinancement (en fr.) | 431'880.17 | 785'618.49 | 1'136'617.57 | 204'259.67 | 282'412.09 | 568'157.60 |
| Degré d'autofinancement (%) | 0.00 | 72.10 | 708.42 | 28.77 | -191.41 | 123.58 |
| Capacité d'autofinancement (%) | 10.18 | 17.29 | 22.43 | 4.96 | 6.59 | 12.29 |



Une capacité d'autofinancement de :

- Moins de 10% est considéré comme mauvaise
- De 10% à 20% est considéré comme moyenne à bonne
- Plus de 20% est considéré comme très bonne

LES BOIS

1'248 habitants

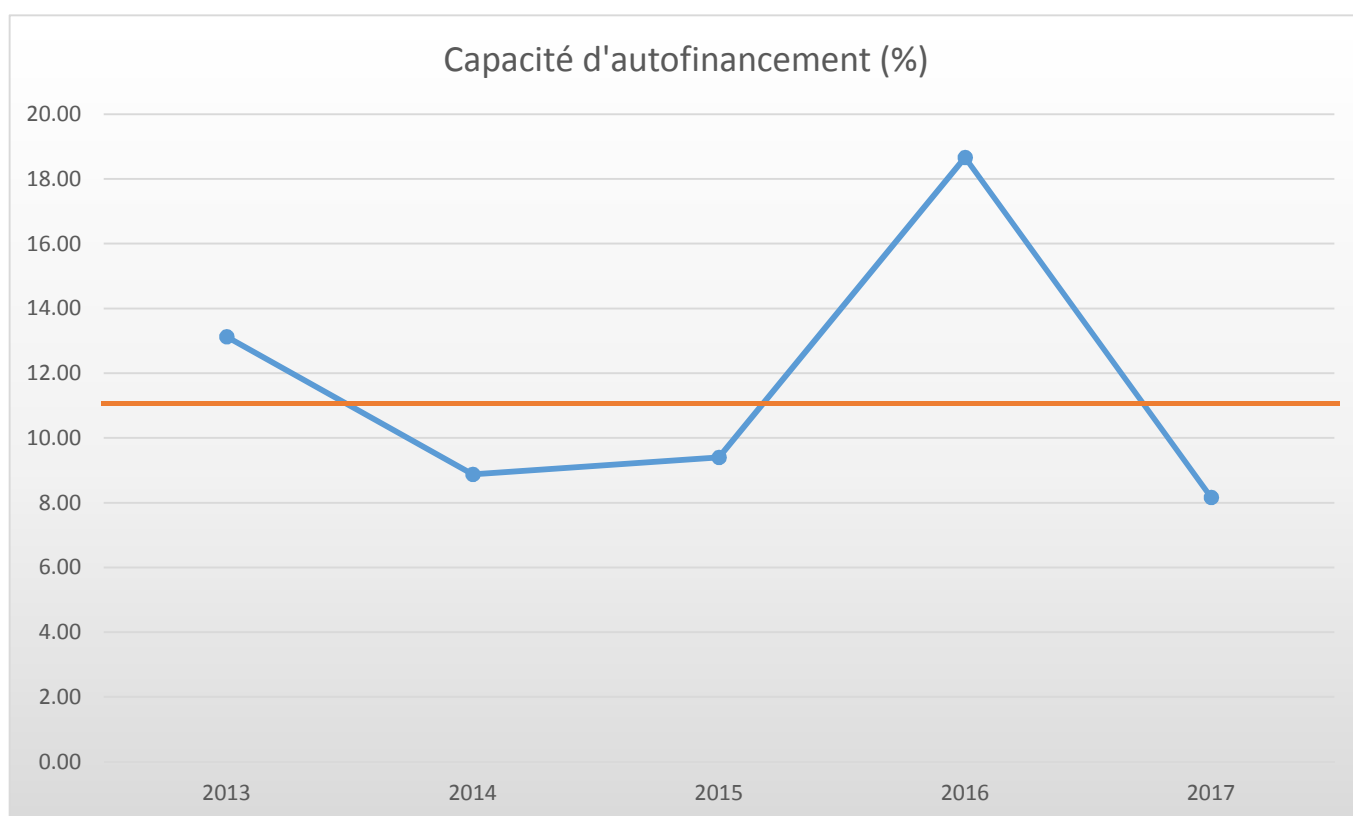
| Les Bois | | | Charges | en % | Fr./hab. | Produits | en% | Fr./hab. |
|----------|-----|-------------------------------------|---------------------|---------------|-----------------|-------------------|---------------|---------------|
| 1 | | Autorité | 695'094.99 | 12.682 | 556.97 | 324'692.30 | 5.870 | 260.17 |
| | 100 | Communes, votations, élections | 3'117.90 | 0.057 | 2.50 | 0.00 | 0.000 | 0.00 |
| | 110 | Conseil général/de Ville | 3'472.90 | 0.063 | 2.78 | 0.00 | 0.000 | 0.00 |
| | 111 | Conseil communal | 39'665.10 | 0.724 | 31.78 | 0.00 | 0.000 | 0.00 |
| | 112 | Commissions | 12'848.75 | 0.234 | 10.30 | 1'724.90 | 0.031 | 1.38 |
| | 115 | Personnel administratif | 218'187.70 | 3.981 | 174.83 | 41'180.00 | 0.744 | 33.00 |
| | 116 | Charges du personnel | 303'698.80 | 5.541 | 243.35 | 247'607.35 | 4.476 | 198.40 |
| | 130 | Frais administratifs | 114'023.84 | 2.080 | 91.37 | 6'420.00 | 0.116 | 5.14 |
| | 170 | Emoluments | 80.00 | 0.001 | 0.06 | 27'760.05 | 0.502 | 22.24 |
| 2 | | Travaux publics | 417'990.64 | 7.626 | 334.93 | 57'985.50 | 1.048 | 46.46 |
| | 200 | Entretien des routes | 353'083.10 | 6.442 | 282.92 | 12'780.65 | 0.231 | 10.24 |
| | 201 | Ouvrages collectifs | 0.00 | 0.000 | 0.00 | 0.00 | 0.000 | 0.00 |
| | 205 | Eclairage public | 53'462.94 | 0.975 | 42.84 | 45'204.85 | 0.817 | 36.22 |
| | 206 | Horloge public | 0.00 | 0.000 | 0.00 | 0.00 | 0.000 | 0.00 |
| | 210 | Cours d'eau | 0.00 | 0.000 | 0.00 | 0.00 | 0.000 | 0.00 |
| | 230 | Cadastre | 9'922.75 | 0.181 | 7.95 | 0.00 | 0.000 | 0.00 |
| | 240 | Aménagement du territoire | 1'521.85 | 0.028 | 1.22 | 0.00 | 0.000 | 0.00 |
| 3 | | Affaire juridique, police | 17'152.50 | 0.313 | 13.74 | 7'683.10 | 0.139 | 6.16 |
| | 310 | Police communale | 0.00 | 0.000 | 0.00 | 560.00 | 0.010 | 0.45 |
| | 330 | Cantonnement | 30.00 | 0.001 | 0.02 | 0.00 | 0.000 | 0.00 |
| | 340 | Protection civil | 17'122.50 | 0.312 | 13.72 | 7'123.10 | 0.129 | 5.71 |
| 4 | | Hygiène publique | 0.00 | 0.000 | 0.00 | 0.00 | 0.000 | 0.00 |
| | 400 | Police des denrées | 0.00 | 0.000 | 0.00 | 0.00 | 0.000 | 0.00 |
| | 410 | Police sanitaire | 0.00 | 0.000 | 0.00 | 0.00 | 0.000 | 0.00 |
| | 415 | Arrondissement de sépulture | 0.00 | 0.000 | 0.00 | 0.00 | 0.000 | 0.00 |
| 5 | | Instruction | 1'798'272.41 | 32.809 | 1'440.92 | 194'164.85 | 3.510 | 155.58 |
| | 510 | Service de l'école/école primaire | 98'890.68 | 1.804 | 79.24 | 3'856.00 | 0.070 | 3.09 |
| | 511 | Transport scolaire | 159'569.85 | 2.911 | 127.86 | 151'720.80 | 2.743 | 121.57 |
| | 512 | Places de jeu/Halles de gym | 145'955.28 | 2.663 | 116.95 | 24'600.00 | 0.445 | 19.71 |
| | 520 | Ecole secondaire | 151'990.00 | 2.773 | 121.79 | 11'830.30 | 0.214 | 9.48 |
| | 530 | Colonie de vacances | 0.00 | 0.000 | 0.00 | 0.00 | 0.000 | 0.00 |
| | 540 | Ecole ménagère | 2'905.75 | 0.053 | 2.33 | 0.00 | 0.000 | 0.00 |
| | 570 | Ecole enfantine | 7'268.20 | 0.133 | 5.82 | 199.75 | 0.004 | 0.16 |
| | 580 | Contr. écolage, piscine, biblio ... | 31'748.50 | 0.579 | 25.44 | 1'958.00 | 0.035 | 1.57 |
| | 590 | Contribution pour instruction | 1'199'944.15 | 21.893 | 961.49 | 0.00 | 0.000 | 0.00 |
| 6 | | Action sociale | 1'640'736.90 | 29.935 | 1'314.69 | 735'560.80 | 13.298 | 589.39 |
| | 600 | Secours | 219'688.60 | 4.008 | 176.03 | 32'840.60 | 0.594 | 26.31 |
| | 610 | Service dentaire | 1'209.80 | 0.022 | 0.97 | 0.00 | 0.000 | 0.00 |
| | 620 | Autres institutions | 3'467.00 | 0.063 | 2.78 | 0.00 | 0.000 | 0.00 |
| | 630 | Foyers communaux | 3'119.35 | 0.057 | 2.50 | 0.00 | 0.000 | 0.00 |
| | 640 | Crèches, UAPE | 548'406.00 | 10.005 | 439.43 | 164'925.90 | 2.982 | 132.15 |
| | 650 | Répartition des charges | 410'636.95 | 7.492 | 329.04 | 533'978.10 | 9.654 | 427.87 |
| | 659 | AVS, off. logement, chômage etc | 453'709.20 | 8.278 | 363.55 | 3'816.20 | 0.069 | 3.06 |
| | 665 | Contr. institution publique | 500.00 | 0.009 | 0.40 | 0.00 | 0.000 | 0.00 |

| Les Bois | | | Charges | en % | Fr./hab. | Produits | en% | Fr./hab. |
|----------|-----|------------------------------|---------------------|---------------|-----------------|---------------------|---------------|-----------------|
| 7 | | Economie publique | 49'524.60 | 0.904 | 39.68 | 4'351.00 | 0.079 | 3.49 |
| | 700 | Foires, marchés | 616.00 | 0.011 | 0.49 | 700.00 | 0.013 | 0.56 |
| | 710 | Tourisme | 38'933.50 | 0.710 | 31.20 | 3'651.00 | 0.066 | 2.93 |
| | 720 | Agriculture | 8'679.10 | 0.158 | 6.95 | 0.00 | 0.000 | 0.00 |
| | 740 | Développement économique | 1'296.00 | 0.024 | 1.04 | 0.00 | 0.000 | 0.00 |
| 8 | | Finances | 609'660.30 | 11.123 | 488.51 | 166'228.80 | 3.005 | 133.20 |
| | 810 | Intérêts courts termes | 91'513.65 | 1.670 | 73.33 | 0.00 | 0.000 | 0.00 |
| | 811 | Intérêts longs termes | 55'729.95 | 1.017 | 44.66 | 21'089.70 | 0.381 | 16.90 |
| | 820 | Amortissements | 129'895.25 | 2.370 | 104.08 | 55'600.00 | 1.005 | 44.55 |
| | 825 | Charges d'immeubles | 37'872.05 | 0.691 | 30.35 | 0.00 | 0.000 | 0.00 |
| | 826 | Pâturages | 0.00 | 0.000 | 0.00 | 0.00 | 0.000 | 0.00 |
| | 830 | Subventions et contributions | 44'620.55 | 0.814 | 35.75 | 0.00 | 0.000 | 0.00 |
| | 840 | Intérêts actifs | 28.85 | 0.001 | 0.02 | 27'682.00 | 0.500 | 22.18 |
| | 850 | Rendement des immeubles | 0.00 | 0.000 | 0.00 | 46'939.80 | 0.849 | 37.61 |
| | 855 | Provisions, réserves, fonds | 250'000.00 | 4.561 | 200.32 | 3'230.00 | 0.058 | 2.59 |
| | 860 | Subventions | 0.00 | 0.000 | 0.00 | 0.00 | 0.000 | 0.00 |
| | 870 | Gains vente fortune | 0.00 | 0.000 | 0.00 | 11'687.30 | 0.211 | 9.36 |
| | 875 | Divers | 0.00 | 0.000 | 0.00 | 0.00 | 0.000 | 0.00 |
| 9 | | Imposition | 252'621.50 | 4.609 | 202.42 | 4'040'752.85 | 73.051 | 3'237.78 |
| | 910 | Impôts ordinaires | 0.00 | 0.000 | 0.00 | 3'403'391.25 | 61.528 | 2'727.08 |
| | 911 | Variation d'impôts | 193'215.10 | 3.525 | 154.82 | 391'187.05 | 7.072 | 313.45 |
| | 912 | Partage d'impôts | 5'235.20 | 0.096 | 4.19 | 56'445.50 | 1.020 | 45.23 |
| | 915 | Elimination d'impôts | 46'615.90 | 0.850 | 37.35 | 0.00 | 0.000 | 0.00 |
| | 920 | Autres impôts | 7'555.30 | 0.138 | 6.05 | 167'601.05 | 3.030 | 134.30 |
| | 940 | Fonds de péréquation | 0.00 | 0.000 | 0.00 | 22'128.00 | 0.400 | 17.73 |
| | | Totaux | 5'481'053.84 | 100.00 | 4'391.87 | 5'531'419.20 | 100.00 | 4'432.23 |
| | | Excédent de produits | 50'365.36 | | | | | |
| | | | 5'531'419.20 | | | 5'531'419.20 | | |

LES BOIS

INDICATEURS FINANCIERS 2013 – 2017

| | 2013 | 2014 | 2015 | 2016 | 2017 | Moyenne |
|---------------------------------------|------------|------------|------------|------------|------------|-------------------|
| Autofinancement (en fr.) | 601'985.00 | 391'349.95 | 444'842.80 | 990'584.30 | 427'030.36 | 571'158.48 |
| Degré d'autofinancement (%) | 64.50 | 62.29 | 263.83 | -555.20 | 22.13 | -28.49 |
| Capacité d'autofinancement (%) | 13.13 | 8.88 | 9.40 | 18.66 | 8.16 | 11.65 |



Une capacité d'autofinancement de :

- Moins de 10% est considéré comme mauvaise
- De 10% à 20% est considéré comme moyenne à bonne
- Plus de 20% est considéré comme très bonne

CLOS DU DOUBS

1'303 habitants

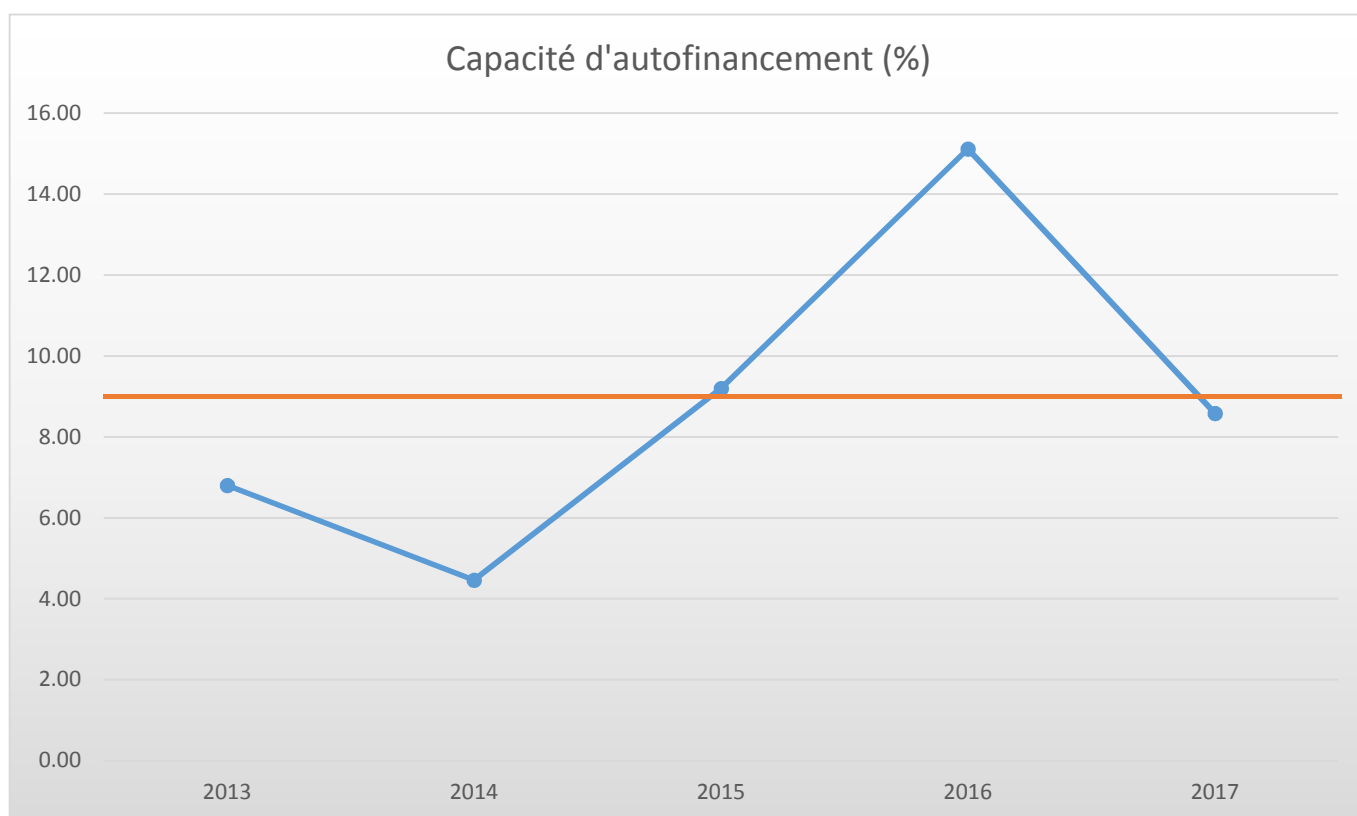
| Clos du Doubs | | | Charges | en % | Fr./hab. | Produits | en% | Fr./hab. |
|---------------|-----|-------------------------------------|---------------------|---------------|-----------------|-------------------|---------------|---------------|
| 1 | | Autorité | 649'359.02 | 11.952 | 498.36 | 200'693.15 | 3.658 | 154.02 |
| | 100 | Communes, votations, élections | 3'788.40 | 0.070 | 2.91 | 0.00 | 0.000 | 0.00 |
| | 110 | Conseil général/de Ville | 0.00 | 0.000 | 0.00 | 0.00 | 0.000 | 0.00 |
| | 111 | Conseil communal | 117'214.00 | 2.157 | 89.96 | 30'201.40 | 0.550 | 23.18 |
| | 112 | Commissions | 17'264.85 | 0.318 | 13.25 | 0.00 | 0.000 | 0.00 |
| | 115 | Personnel administratif | 242'578.20 | 4.465 | 186.17 | 56'402.50 | 1.028 | 43.29 |
| | 116 | Charges du personnel | 145'062.00 | 2.670 | 111.33 | 80'906.60 | 1.475 | 62.09 |
| | 130 | Frais administratifs | 123'451.57 | 2.272 | 94.74 | 20'054.90 | 0.366 | 15.39 |
| | 170 | Emoluments | 0.00 | 0.000 | 0.00 | 13'127.75 | 0.239 | 10.08 |
| 2 | | Travaux publics | 360'394.85 | 6.633 | 276.59 | 216'136.05 | 3.940 | 165.88 |
| | 200 | Entretien des routes | 211'274.20 | 3.889 | 162.14 | 53'038.80 | 0.967 | 40.71 |
| | 201 | Ouvrages collectifs | 0.00 | 0.000 | 0.00 | 0.00 | 0.000 | 0.00 |
| | 205 | Eclairage public | 71'500.75 | 1.316 | 54.87 | 86'182.00 | 1.571 | 66.14 |
| | 206 | Horloge public | 0.00 | 0.000 | 0.00 | 0.00 | 0.000 | 0.00 |
| | 210 | Cours d'eau | 648.00 | 0.012 | 0.50 | 0.00 | 0.000 | 0.00 |
| | 230 | Cadastre | 42'590.50 | 0.784 | 32.69 | 70'700.25 | 1.289 | 54.26 |
| | 240 | Aménagement du territoire | 34'381.40 | 0.633 | 26.39 | 6'215.00 | 0.113 | 4.77 |
| 3 | | Affaire juridique, police | 13'202.55 | 0.243 | 10.13 | 29'219.05 | 0.533 | 22.42 |
| | 310 | Police communale | 7'140.00 | 0.131 | 5.48 | 13'696.75 | 0.250 | 10.51 |
| | 330 | Cantonnement | 0.00 | 0.000 | 0.00 | 0.00 | 0.000 | 0.00 |
| | 340 | Protection civil | 6'062.55 | 0.112 | 4.65 | 15'522.30 | 0.283 | 11.91 |
| 4 | | Hygiène publique | 0.00 | 0.000 | 0.00 | 0.00 | 0.000 | 0.00 |
| | 400 | Police des denrées | 0.00 | 0.000 | 0.00 | 0.00 | 0.000 | 0.00 |
| | 410 | Police sanitaire | 0.00 | 0.000 | 0.00 | 0.00 | 0.000 | 0.00 |
| | 415 | Arrondissement de sépulture | 0.00 | 0.000 | 0.00 | 0.00 | 0.000 | 0.00 |
| 5 | | Instruction | 1'734'590.60 | 31.926 | 1'331.23 | 94'718.40 | 1.726 | 72.69 |
| | 510 | Service de l'école/école primaire | 82'721.75 | 1.523 | 63.49 | 40'891.00 | 0.745 | 31.38 |
| | 511 | Transport scolaire | 0.00 | 0.000 | 0.00 | 0.00 | 0.000 | 0.00 |
| | 512 | Places de jeu/Halles de gym | 207'614.10 | 3.821 | 159.34 | 52'552.40 | 0.958 | 40.33 |
| | 520 | Ecole secondaire | 85'801.65 | 1.579 | 65.85 | 838.00 | 0.015 | 0.64 |
| | 530 | Colonie de vacances | 0.00 | 0.000 | 0.00 | 0.00 | 0.000 | 0.00 |
| | 540 | Ecole ménagère | 0.00 | 0.000 | 0.00 | 0.00 | 0.000 | 0.00 |
| | 570 | Ecole enfantine | 0.00 | 0.000 | 0.00 | 0.00 | 0.000 | 0.00 |
| | 580 | Contr. écolage, piscine, biblio ... | 216'220.80 | 3.980 | 165.94 | 437.00 | 0.008 | 0.34 |
| | 590 | Contribution pour instruction | 1'142'232.30 | 21.024 | 876.62 | 0.00 | 0.000 | 0.00 |
| 6 | | Action sociale | 1'622'930.20 | 29.871 | 1'245.53 | 724'022.20 | 13.197 | 555.66 |
| | 600 | Secours | 219'431.05 | 4.039 | 168.40 | 25'442.55 | 0.464 | 19.53 |
| | 610 | Service dentaire | 2'677.90 | 0.049 | 2.06 | 0.00 | 0.000 | 0.00 |
| | 620 | Autres institutions | 48'377.55 | 0.890 | 37.13 | 0.00 | 0.000 | 0.00 |
| | 630 | Foyers communaux | 0.00 | 0.000 | 0.00 | 0.00 | 0.000 | 0.00 |
| | 640 | Crèches, UAPE | 535'087.90 | 9.849 | 410.66 | 220'656.80 | 4.022 | 169.35 |
| | 650 | Répartition des charges | 444'856.95 | 8.188 | 341.41 | 474'344.85 | 8.646 | 364.04 |
| | 659 | AVS, off. logement, chômage etc | 372'498.85 | 6.856 | 285.88 | 3'578.00 | 0.065 | 2.75 |
| | 665 | Contr. institution publique | 0.00 | 0.000 | 0.00 | 0.00 | 0.000 | 0.00 |

| Clos du Doubs | | | Charges | en % | Fr./hab. | Produits | en% | Fr./hab. |
|---------------|-----|------------------------------|---------------------|---------------|-----------------|---------------------|---------------|-----------------|
| 7 | | Economie publique | 108'016.70 | 1.988 | 82.90 | 65'214.60 | 1.189 | 50.05 |
| | 700 | Foires, marchés | 250.00 | 0.005 | 0.19 | 0.00 | 0.000 | 0.00 |
| | 710 | Tourisme | 46'746.75 | 0.860 | 35.88 | 0.00 | 0.000 | 0.00 |
| | 720 | Agriculture | 61'019.95 | 1.123 | 46.83 | 65'214.60 | 1.189 | 50.05 |
| | 740 | Développement économique | 0.00 | 0.000 | 0.00 | 0.00 | 0.000 | 0.00 |
| 8 | | Finances | 655'858.80 | 12.072 | 503.35 | 482'094.25 | 8.787 | 369.99 |
| | 810 | Intérêts courts termes | 131.20 | 0.002 | 0.10 | 0.00 | 0.000 | 0.00 |
| | 811 | Intérêts longs termes | 85'178.30 | 1.568 | 65.37 | 0.00 | 0.000 | 0.00 |
| | 820 | Amortissements | 314'245.60 | 5.784 | 241.17 | 35'550.00 | 0.648 | 27.28 |
| | 825 | Charges d'immeubles | 204'855.25 | 3.771 | 157.22 | 16'233.30 | 0.296 | 12.46 |
| | 826 | Pâturages | 0.00 | 0.000 | 0.00 | 0.00 | 0.000 | 0.00 |
| | 830 | Subventions et contributions | 6'695.00 | 0.123 | 5.14 | 5'000.00 | 0.091 | 3.84 |
| | 840 | Intérêts actifs | 795.45 | 0.015 | 0.61 | 54'934.25 | 1.001 | 42.16 |
| | 850 | Rendement des immeubles | 43'958.00 | 0.809 | 33.74 | 369'068.45 | 6.727 | 283.25 |
| | 855 | Provisions, réserves, fonds | 0.00 | 0.000 | 0.00 | 68.25 | 0.001 | 0.05 |
| | 860 | Subventions | 0.00 | 0.000 | 0.00 | 0.00 | 0.000 | 0.00 |
| | 870 | Gains vente fortune | 0.00 | 0.000 | 0.00 | 1'240.00 | 0.023 | 0.95 |
| | 875 | Divers | 0.00 | 0.000 | 0.00 | 0.00 | 0.000 | 0.00 |
| 9 | | Imposition | 288'751.35 | 5.315 | 221.61 | 3'674'170.90 | 66.970 | 2'819.78 |
| | 910 | Impôts ordinaires | 0.00 | 0.000 | 0.00 | 2'615'271.85 | 47.669 | 2'007.12 |
| | 911 | Variation d'impôts | 130'614.70 | 2.404 | 100.24 | 191'401.70 | 3.489 | 146.89 |
| | 912 | Partage d'impôts | 14'294.85 | 0.263 | 10.97 | 134'745.45 | 2.456 | 103.41 |
| | 915 | Elimination d'impôts | 41'466.65 | 0.763 | 31.82 | 0.00 | 0.000 | 0.00 |
| | 920 | Autres impôts | 102'375.15 | 1.884 | 78.57 | 244'697.90 | 4.460 | 187.80 |
| | 940 | Fonds de péréquation | 0.00 | 0.000 | 0.00 | 488'054.00 | 8.896 | 374.56 |
| | | Totaux | 5'433'104.07 | 100.00 | 4'169.69 | 5'486'268.60 | 100.00 | 4'210.49 |
| | | Excédent de produits | 53'164.53 | | | | | |
| | | | 5'486'268.60 | | | 5'486'268.60 | | |

CLOS DU DOUBS

INDICATEURS FINANCIERS 2013 – 2017

| | 2013 | 2014 | 2015 | 2016 | 2017 | Moyenne |
|---------------------------------------|------------|------------|------------|------------|------------|-------------------|
| Autofinancement (en fr.) | 347'545.00 | 222'951.00 | 483'049.00 | 852'638.00 | 460'058.00 | 473'248.20 |
| Degré d'autofinancement (%) | 38.38 | 59.48 | 72.30 | 282.66 | -73.12 | 75.94 |
| Capacité d'autofinancement (%) | 6.80 | 4.46 | 9.20 | 15.12 | 8.58 | 8.83 |



Une capacité d'autofinancement de :

- Moins de 10% est considéré comme mauvaise
- De 10% à 20% est considéré comme moyenne à bonne
- Plus de 20% est considéré comme très bonne

DEVELIER

1'385 habitants

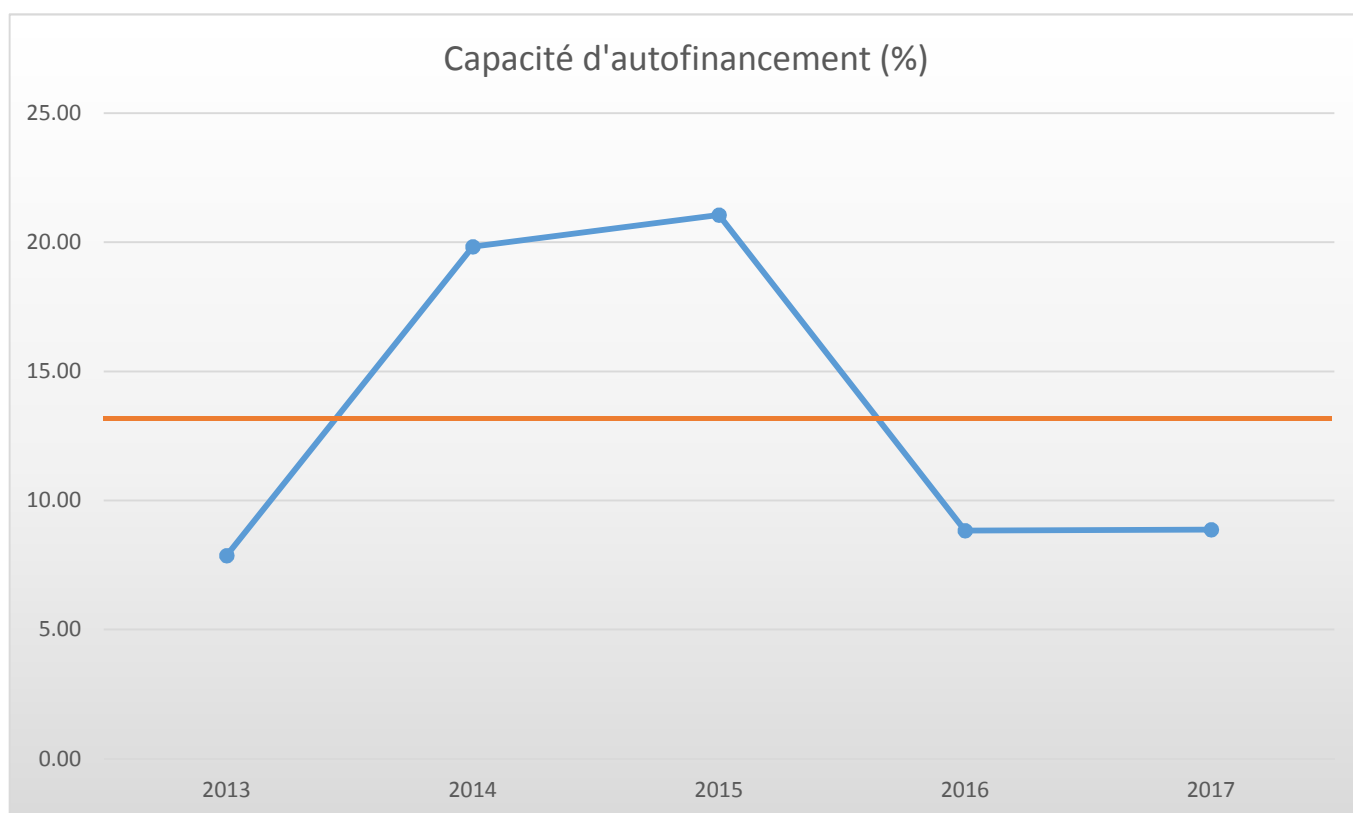
| Develier | | Charges | en % | Fr./hab. | Produits | en% | Fr./hab. |
|----------|-------------------------------------|---------------------|---------------|-----------------|-------------------|--------------|---------------|
| 1 | Autorité | 659'434.14 | 12.307 | 476.13 | 370'560.75 | 6.739 | 267.55 |
| 100 | Communes, votations, élections | 4'966.15 | 0.093 | 3.59 | 0.00 | 0.000 | 0.00 |
| 110 | Conseil général/de Ville | 0.00 | 0.000 | 0.00 | 0.00 | 0.000 | 0.00 |
| 111 | Conseil communal | 54'985.55 | 1.026 | 39.70 | 15'537.35 | 0.283 | 11.22 |
| 112 | Commissions | 2'310.00 | 0.043 | 1.67 | 0.00 | 0.000 | 0.00 |
| 115 | Personnel administratif | 409'570.65 | 7.644 | 295.72 | 239'567.60 | 4.357 | 172.97 |
| 116 | Charges du personnel | 119'108.35 | 2.223 | 86.00 | 62'800.55 | 1.142 | 45.34 |
| 130 | Frais administratifs | 68'493.44 | 1.278 | 49.45 | 51'053.55 | 0.928 | 36.86 |
| 170 | Emoluments | 0.00 | 0.000 | 0.00 | 1'601.70 | 0.029 | 1.16 |
| 2 | Travaux publics | 590'502.20 | 11.021 | 426.36 | 257'295.25 | 4.679 | 185.77 |
| 200 | Entretien des routes | 476'723.35 | 8.897 | 344.20 | 220'155.75 | 4.004 | 158.96 |
| 201 | Ouvrages collectifs | 18'774.95 | 0.350 | 13.56 | 0.00 | 0.000 | 0.00 |
| 205 | Eclairage public | 0.00 | 0.000 | 0.00 | 0.00 | 0.000 | 0.00 |
| 206 | Horloge public | 0.00 | 0.000 | 0.00 | 0.00 | 0.000 | 0.00 |
| 210 | Cours d'eau | 47'519.60 | 0.887 | 34.31 | 9'059.35 | 0.165 | 6.54 |
| 230 | Cadastre | 10'009.65 | 0.187 | 7.23 | 10'009.65 | 0.182 | 7.23 |
| 240 | Aménagement du territoire | 37'474.65 | 0.699 | 27.06 | 18'070.50 | 0.329 | 13.05 |
| 3 | Affaire juridique, police | 31'072.10 | 0.580 | 22.43 | 17'604.10 | 0.320 | 12.71 |
| 310 | Police communale | 8'723.90 | 0.163 | 6.30 | 4'671.00 | 0.085 | 3.37 |
| 330 | Cantonnement | 420.00 | 0.008 | 0.30 | 0.00 | 0.000 | 0.00 |
| 340 | Protection civil | 21'928.20 | 0.409 | 15.83 | 12'933.10 | 0.235 | 9.34 |
| 4 | Hygiène publique | 140.70 | 0.003 | 0.10 | 0.00 | 0.000 | 0.00 |
| 400 | Police des denrées | 140.70 | 0.003 | 0.10 | 0.00 | 0.000 | 0.00 |
| 410 | Police sanitaire | 0.00 | 0.000 | 0.00 | 0.00 | 0.000 | 0.00 |
| 415 | Arrondissement de sépulture | 0.00 | 0.000 | 0.00 | 0.00 | 0.000 | 0.00 |
| 5 | Instruction | 1'876'133.70 | 35.016 | 1'354.61 | 79'495.95 | 1.446 | 57.40 |
| 510 | Service de l'école/école primaire | 74'050.40 | 1.382 | 53.47 | 4'639.50 | 0.084 | 3.35 |
| 511 | Transport scolaire | 25'948.30 | 0.484 | 18.74 | 25'948.30 | 0.472 | 18.74 |
| 512 | Places de jeu/Halles de gym | 185'274.95 | 3.458 | 133.77 | 36'743.15 | 0.668 | 26.53 |
| 520 | Ecole secondaire | 143'169.50 | 2.672 | 103.37 | 0.00 | 0.000 | 0.00 |
| 530 | Colonie de vacances | 6'024.70 | 0.112 | 4.35 | 1'732.00 | 0.031 | 1.25 |
| 540 | Ecole ménagère | 991.00 | 0.018 | 0.72 | 0.00 | 0.000 | 0.00 |
| 570 | Ecole enfantine | 0.00 | 0.000 | 0.00 | 0.00 | 0.000 | 0.00 |
| 580 | Contr. écolage, piscine, biblio ... | 55'669.60 | 1.039 | 40.19 | 10'433.00 | 0.190 | 7.53 |
| 590 | Contribution pour instruction | 1'385'005.25 | 25.849 | 1'000.00 | 0.00 | 0.000 | 0.00 |
| 6 | Action sociale | 1'358'240.50 | 25.350 | 980.68 | 357'979.75 | 6.510 | 258.47 |
| 600 | Secours | 383'430.75 | 7.156 | 276.85 | 69'017.95 | 1.255 | 49.83 |
| 610 | Service dentaire | 4'617.10 | 0.086 | 3.33 | 0.00 | 0.000 | 0.00 |
| 620 | Autres institutions | 9'323.75 | 0.174 | 6.73 | 0.00 | 0.000 | 0.00 |
| 630 | Foyers communaux | 0.00 | 0.000 | 0.00 | 0.00 | 0.000 | 0.00 |
| 640 | Crèches, UAPE | 293'797.00 | 5.483 | 212.13 | 284'588.80 | 5.175 | 205.48 |
| 650 | Répartition des charges | 211'177.40 | 3.941 | 152.47 | 0.00 | 0.000 | 0.00 |
| 659 | AVS, off. logement, chômage etc | 452'794.50 | 8.451 | 326.93 | 3'733.00 | 0.068 | 2.70 |
| 665 | Contr. institution publique | 3'100.00 | 0.058 | 2.24 | 640.00 | 0.012 | 0.46 |

| Develier | | | Charges | en % | Fr./hab. | Produits | en% | Fr./hab. |
|----------|-----|------------------------------|---------------------|---------------|-----------------|---------------------|---------------|-----------------|
| 7 | | Economie publique | 34'482.80 | 0.644 | 24.90 | 1'314.60 | 0.024 | 0.95 |
| | 700 | Foires, marchés | 0.00 | 0.000 | 0.00 | 0.00 | 0.000 | 0.00 |
| | 710 | Tourisme | 28'047.50 | 0.523 | 20.25 | 123.60 | 0.002 | 0.09 |
| | 720 | Agriculture | 431.00 | 0.008 | 0.31 | 0.00 | 0.000 | 0.00 |
| | 740 | Développement économique | 6'004.30 | 0.112 | 4.34 | 1'191.00 | 0.022 | 0.86 |
| 8 | | Finances | 466'408.09 | 8.705 | 336.76 | 325'953.51 | 5.928 | 235.35 |
| | 810 | Intérêts courts termes | 3'220.05 | 0.060 | 2.32 | 0.00 | 0.000 | 0.00 |
| | 811 | Intérêts longs termes | 73'559.24 | 1.373 | 53.11 | 0.00 | 0.000 | 0.00 |
| | 820 | Amortissements | 342'079.20 | 6.384 | 246.99 | 0.00 | 0.000 | 0.00 |
| | 825 | Charges d'immeubles | 15'795.20 | 0.295 | 11.40 | 1'592.15 | 0.029 | 1.15 |
| | 826 | Pâturages | 0.00 | 0.000 | 0.00 | 0.00 | 0.000 | 0.00 |
| | 830 | Subventions et contributions | 1'396.25 | 0.026 | 1.01 | 0.00 | 0.000 | 0.00 |
| | 840 | Intérêts actifs | 0.00 | 0.000 | 0.00 | 90'210.81 | 1.641 | 65.13 |
| | 850 | Rendement des immeubles | 30'358.15 | 0.567 | 21.92 | 171'168.85 | 3.113 | 123.59 |
| | 855 | Provisions, réserves, fonds | 0.00 | 0.000 | 0.00 | 62'981.70 | 1.145 | 45.47 |
| | 860 | Subventions | 0.00 | 0.000 | 0.00 | 0.00 | 0.000 | 0.00 |
| | 870 | Gains vente fortune | 0.00 | 0.000 | 0.00 | 0.00 | 0.000 | 0.00 |
| | 875 | Divers | 0.00 | 0.000 | 0.00 | 0.00 | 0.000 | 0.00 |
| 9 | | Imposition | 341'589.95 | 6.375 | 246.64 | 4'088'652.15 | 74.355 | 2'952.10 |
| | 910 | Impôts ordinaires | 0.00 | 0.000 | 0.00 | 3'703'224.85 | 67.345 | 2'673.81 |
| | 911 | Variation d'impôts | 182'423.00 | 3.405 | 131.71 | 192'083.95 | 3.493 | 138.69 |
| | 912 | Partage d'impôts | 55'472.00 | 1.035 | 40.05 | 74'878.95 | 1.362 | 54.06 |
| | 915 | Elimination d'impôts | 31'452.20 | 0.587 | 22.71 | 31'452.20 | 0.572 | 22.71 |
| | 920 | Autres impôts | 2'668.75 | 0.050 | 1.93 | 87'012.20 | 1.582 | 62.82 |
| | 940 | Fonds de péréquation | 69'574.00 | 1.299 | 50.23 | 0.00 | 0.000 | 0.00 |
| | | Totaux | 5'358'004.18 | 100.00 | 3'868.60 | 5'498'856.06 | 100.00 | 3'970.29 |
| | | Excédent de produits | 140'851.88 | | | | | |
| | | | 5'498'856.06 | | | 5'498'856.06 | | |

DEVELIER

INDICATEURS FINANCIERS 2013 – 2017

| | 2013 | 2014 | 2015 | 2016 | 2017 | Moyenne |
|---------------------------------------|------------|--------------|--------------|------------|------------|-------------------|
| Autofinancement (en fr.) | 343'972.00 | 1'130'166.02 | 1'088'533.46 | 414'769.42 | 446'988.00 | 684'885.78 |
| Degré d'autofinancement (%) | 719.67 | 167.10 | 195.17 | 105.99 | 169.43 | 271.47 |
| Capacité d'autofinancement (%) | 7.87 | 19.83 | 21.06 | 8.84 | 8.87 | 13.29 |



Une capacité d'autofinancement de :

- Moins de 10% est considéré comme mauvaise
- De 10% à 20% est considéré comme moyenne à bonne
- Plus de 20% est considéré comme très bonne

LES BREULEUX

1'536 habitants

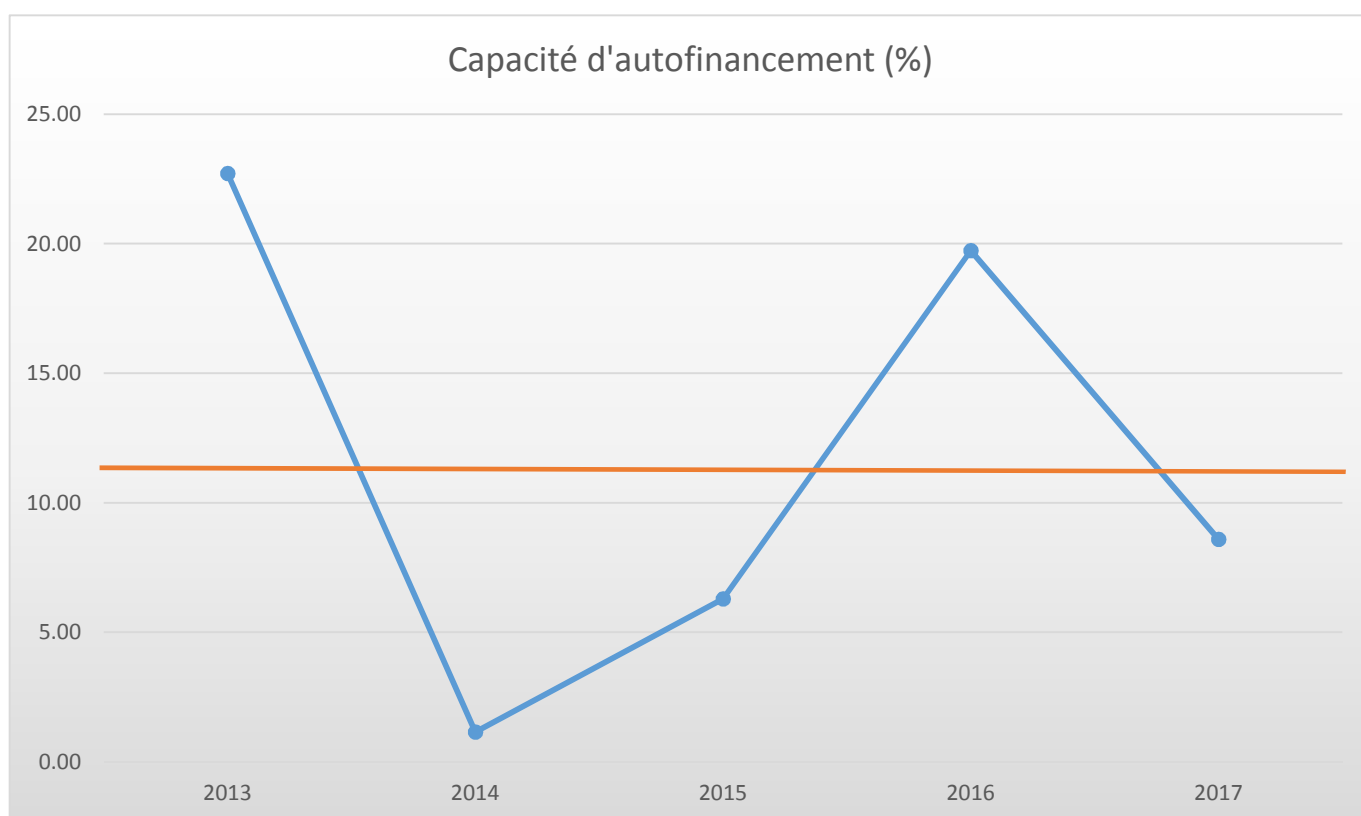
| Les Breuleux | | Charges | en % | Fr./hab. | Produits | en% | Fr./hab. |
|--------------|--|---------------------|---------------|-----------------|---------------------|---------------|-----------------|
| 1 | Autorité | 907'048.24 | 6.612 | 590.53 | 414'356.70 | 2.888 | 269.76 |
| | 100 Communes, votations, élections | 9'912.05 | 0.072 | 6.45 | 0.00 | 0.000 | 0.00 |
| | 110 Conseil général/de Ville | 0.00 | 0.000 | 0.00 | 0.00 | 0.000 | 0.00 |
| | 111 Conseil communal | 40'016.60 | 0.292 | 26.05 | 0.00 | 0.000 | 0.00 |
| | 112 Commissions | 858.65 | 0.006 | 0.56 | 0.00 | 0.000 | 0.00 |
| | 115 Personnel administratif | 299'558.30 | 2.184 | 195.02 | 63'797.95 | 0.445 | 41.54 |
| | 116 Charges du personnel | 413'888.55 | 3.017 | 269.46 | 290'520.90 | 2.025 | 189.14 |
| | 130 Frais administratifs | 136'023.84 | 0.992 | 88.56 | 19'666.20 | 0.137 | 12.80 |
| | 170 Emoluments | 6'790.25 | 0.049 | 4.42 | 40'371.65 | 0.281 | 26.28 |
| 2 | Travaux publics | 766'386.00 | 5.587 | 498.95 | 286'125.95 | 1.994 | 186.28 |
| | 200 Entretien des routes | 523'304.55 | 3.815 | 340.69 | 113'629.25 | 0.792 | 73.98 |
| | 201 Ouvrages collectifs | 0.00 | 0.000 | 0.00 | 0.00 | 0.000 | 0.00 |
| | 205 Eclairage public | 131'595.25 | 0.959 | 85.67 | 100'320.95 | 0.699 | 65.31 |
| | 206 Horloge public | 0.00 | 0.000 | 0.00 | 0.00 | 0.000 | 0.00 |
| | 210 Cours d'eau | 0.00 | 0.000 | 0.00 | 0.00 | 0.000 | 0.00 |
| | 230 Cadastre | 18'386.30 | 0.134 | 11.97 | 41'506.15 | 0.289 | 27.02 |
| | 240 Aménagement du territoire | 93'099.90 | 0.679 | 60.61 | 30'669.60 | 0.214 | 19.97 |
| 3 | Affaire juridique, police | 22'118.45 | 0.161 | 14.40 | 4'189.85 | 0.029 | 2.73 |
| | 310 Police communale | 18'038.60 | 0.131 | 11.74 | 200.00 | 0.001 | 0.13 |
| | 330 Cantonnement | 90.00 | 0.001 | 0.06 | 0.00 | 0.000 | 0.00 |
| | 340 Protection civil | 3'989.85 | 0.029 | 2.60 | 3'989.85 | 0.028 | 2.60 |
| 4 | Hygiène publique | 18'266.35 | 0.133 | 11.89 | 0.00 | 0.000 | 0.00 |
| | 400 Police des denrées | 0.00 | 0.000 | 0.00 | 0.00 | 0.000 | 0.00 |
| | 410 Police sanitaire | 0.00 | 0.000 | 0.00 | 0.00 | 0.000 | 0.00 |
| | 415 Arrondissement de sépulture | 18'266.35 | 0.133 | 11.89 | 0.00 | 0.000 | 0.00 |
| 5 | Instruction | 2'407'722.30 | 17.551 | 1'567.53 | 511'625.68 | 3.566 | 333.09 |
| | 510 Service de l'école/école primaire | 105'494.98 | 0.769 | 68.68 | 106'234.25 | 0.740 | 69.16 |
| | 511 Transport scolaire | 281'933.65 | 2.055 | 183.55 | 41'076.25 | 0.286 | 26.74 |
| | 512 Places de jeu/Halles de gym | 478'083.21 | 3.485 | 311.25 | 110'823.60 | 0.772 | 72.15 |
| | 520 Ecole secondaire | 149'013.52 | 1.086 | 97.01 | 187'564.32 | 1.307 | 122.11 |
| | 530 Colonie de vacances | 0.00 | 0.000 | 0.00 | 0.00 | 0.000 | 0.00 |
| | 540 Ecole ménagère | 0.00 | 0.000 | 0.00 | 0.00 | 0.000 | 0.00 |
| | 570 Ecole enfantine | 102'922.94 | 0.750 | 67.01 | 65'927.26 | 0.459 | 42.92 |
| | 580 Contr. écologie, piscine, biblio ... | 36'210.00 | 0.264 | 23.57 | 0.00 | 0.000 | 0.00 |
| | 590 Contribution pour instruction | 1'254'064.00 | 9.142 | 816.45 | 0.00 | 0.000 | 0.00 |
| 6 | Action sociale | 3'688'082.71 | 26.884 | 2'401.10 | 2'559'398.43 | 17.838 | 1'666.28 |
| | 600 Secours | 527'112.90 | 3.842 | 343.17 | 512'112.90 | 3.569 | 333.41 |
| | 610 Service dentaire | 5'549.45 | 0.040 | 3.61 | 0.00 | 0.000 | 0.00 |
| | 620 Autres institutions | 11'205.50 | 0.082 | 7.30 | 0.00 | 0.000 | 0.00 |
| | 630 Foyers communaux | 6'887.20 | 0.050 | 4.48 | 0.00 | 0.000 | 0.00 |
| | 640 Crèches, UAPE | 1'077'089.59 | 7.851 | 701.23 | 1'077'089.59 | 7.507 | 701.23 |
| | 650 Répartition des charges | 1'505'928.52 | 10.978 | 980.42 | 952'432.34 | 6.638 | 620.07 |
| | 659 AVS, off. logement, chômage etc | 543'904.05 | 3.965 | 354.10 | 13'920.00 | 0.097 | 9.06 |
| | 665 Contr. institution publique | 10'405.50 | 0.076 | 6.77 | 3'843.60 | 0.027 | 2.50 |

| Les Breuleux | | | Charges | en % | Fr./hab. | Produits | en% | Fr./hab. |
|--------------|-----|------------------------------|----------------------|---------------|-----------------|----------------------|---------------|----------------|
| 7 | | Economie publique | 465'659.00 | 3.394 | 303.16 | 413'596.35 | 2.883 | 269.27 |
| | 700 | Foires, marchés | 9'268.80 | 0.068 | 6.03 | 1'271.50 | 0.009 | 0.83 |
| | 710 | Tourisme | 37'295.70 | 0.272 | 24.28 | 1'917.60 | 0.013 | 1.25 |
| | 720 | Agriculture | 419'094.50 | 3.055 | 272.85 | 410'407.25 | 2.860 | 267.19 |
| | 740 | Développement économique | 0.00 | 0.000 | 0.00 | 0.00 | 0.000 | 0.00 |
| 8 | | Finances | 1'880'673.48 | 13.709 | 1'224.40 | 1'268'848.92 | 8.844 | 826.07 |
| | 810 | Intérêts courts termes | 40'442.14 | 0.295 | 26.33 | 0.85 | 0.000 | 0.00 |
| | 811 | Intérêts longs termes | 16'781.60 | 0.122 | 10.93 | 0.00 | 0.000 | 0.00 |
| | 820 | Amortissements | 624'330.70 | 4.551 | 406.47 | 0.00 | 0.000 | 0.00 |
| | 825 | Charges d'immeubles | 59'132.79 | 0.431 | 38.50 | 1'682.00 | 0.012 | 1.10 |
| | 826 | Pâturages | 301'639.90 | 2.199 | 196.38 | 301'639.90 | 2.102 | 196.38 |
| | 830 | Subventions et contributions | 66'891.90 | 0.488 | 43.55 | 0.00 | 0.000 | 0.00 |
| | 840 | Intérêts actifs | 0.00 | 0.000 | 0.00 | 110'690.52 | 0.771 | 72.06 |
| | 850 | Rendement des immeubles | 433'828.45 | 3.162 | 282.44 | 517'209.65 | 3.605 | 336.73 |
| | 855 | Provisions, réserves, fonds | 0.00 | 0.000 | 0.00 | 0.00 | 0.000 | 0.00 |
| | 860 | Subventions | 0.00 | 0.000 | 0.00 | 0.00 | 0.000 | 0.00 |
| | 870 | Gains vente fortune | 337'626.00 | 2.461 | 219.81 | 337'626.00 | 2.353 | 219.81 |
| | 875 | Divers | 0.00 | 0.000 | 0.00 | 0.00 | 0.000 | 0.00 |
| 9 | | Imposition | 3'562'323.20 | 25.968 | 2'319.22 | 8'889'481.00 | 61.958 | 5'787.4 |
| | 910 | Impôts ordinaires | 54.40 | 0.000 | 0.04 | 6'179'470.90 | 43.070 | 4'023.09 |
| | 911 | Variation d'impôts | 588'540.50 | 4.290 | 383.16 | 544'308.75 | 3.794 | 354.37 |
| | 912 | Partage d'impôts | 2'413'363.25 | 17.592 | 1'571.20 | 1'935'544.30 | 13.490 | 1'260.12 |
| | 915 | Elimination d'impôts | 33'638.85 | 0.245 | 21.90 | 0.00 | 0.000 | 0.00 |
| | 920 | Autres impôts | 6'184.20 | 0.045 | 4.03 | 202'057.05 | 1.408 | 131.55 |
| | 940 | Fonds de péréquation | 520'542.00 | 3.795 | 338.89 | 28'100.00 | 0.196 | 18.29 |
| | | Totaux | 13'718'279.73 | 100.00 | 8'931.2 | 14'347'622.88 | 100.00 | 9'340.9 |
| | | Excédent de produits | 629'343.15 | | | | | |
| | | | 14'347'622.88 | | | 14'347'622.88 | | |

LES BREULEUX

INDICATEURS FINANCIERS 2013 – 2017

| | 2013 | 2014 | 2015 | 2016 | 2017 | Moyenne |
|---------------------------------------|--------------|------------|--------------|--------------|--------------|---------------------|
| Autofinancement (en fr.) | 2'400'394.16 | 147'814.51 | 1'266'804.20 | 3'516'986.93 | 1'218'139.27 | 1'710'027.81 |
| Degré d'autofinancement (%) | 0.00 | 95.29 | 112.42 | 120.49 | 138.75 | 93.39 |
| Capacité d'autofinancement (%) | 22.71 | 1.14 | 6.28 | 19.74 | 8.58 | 11.69 |



Une capacité d'autofinancement de :

- Moins de 10% est considéré comme mauvaise
- De 10% à 20% est considéré comme moyenne à bonne
- Plus de 20% est considéré comme très bonne

FONTENAIS

1'678 habitants

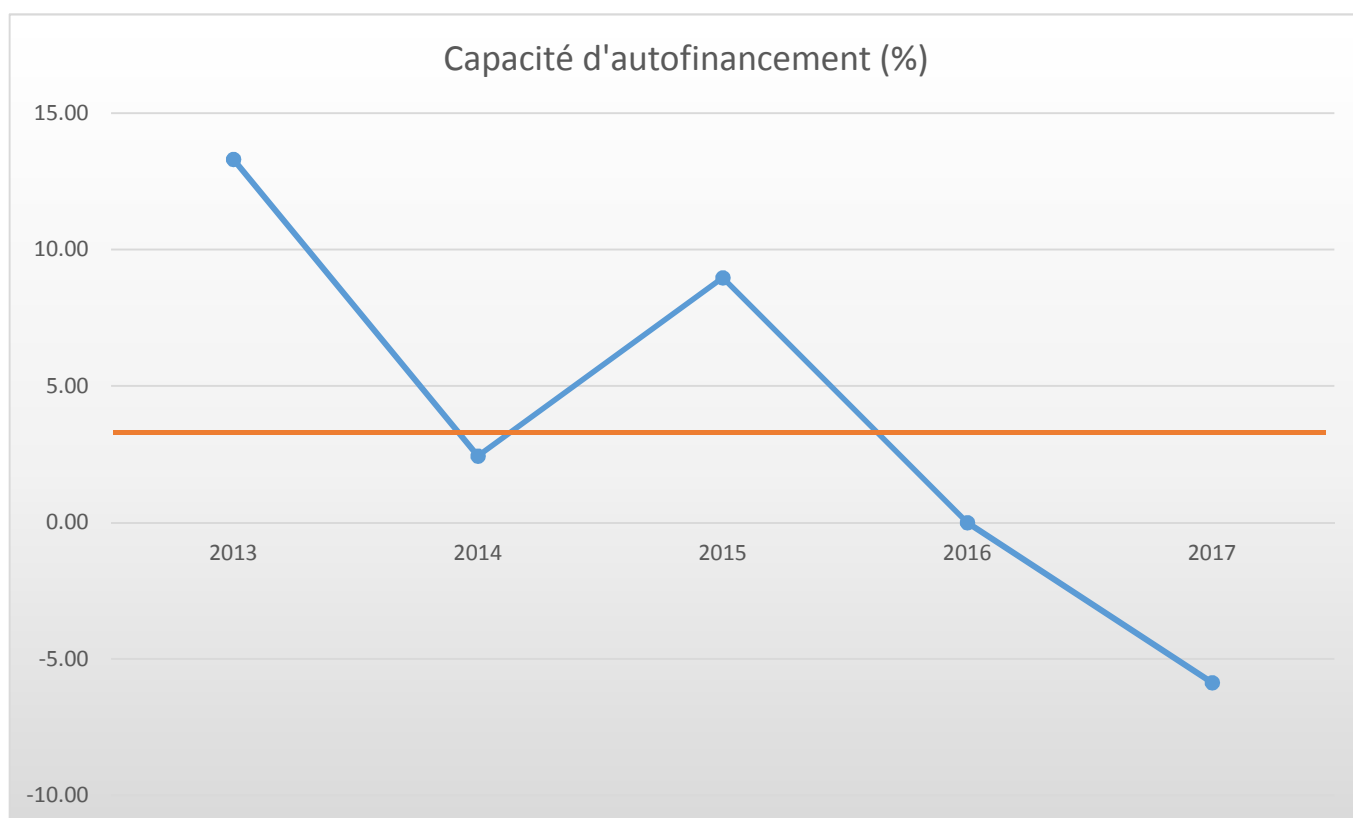
| Fontenais | | | Charges | en % | Fr./hab. | Produits | en% | Fr./hab. |
|-----------|-----|--------------------------------------|---------------------|---------------|-----------------|-------------------|--------------|---------------|
| 1 | | Autorité | 1'083'170.80 | 16.242 | 645.51 | 376'162.35 | 5.978 | 224.17 |
| | 100 | Communes, votations, élections | 14'192.80 | 0.213 | 8.46 | 0.00 | 0.000 | 0.00 |
| | 110 | Conseil général/de Ville | 0.00 | 0.000 | 0.00 | 0.00 | 0.000 | 0.00 |
| | 111 | Conseil communal | 53'930.60 | 0.809 | 32.14 | 0.00 | 0.000 | 0.00 |
| | 112 | Commissions | 5'920.00 | 0.089 | 3.53 | 3'291.00 | 0.052 | 1.96 |
| | 115 | Personnel administratif | 669'737.15 | 10.042 | 399.13 | 154'086.30 | 2.449 | 91.83 |
| | 116 | Charges du personnel | 260'427.50 | 3.905 | 155.20 | 184'403.60 | 2.931 | 109.89 |
| | 130 | Frais administratifs | 78'962.75 | 1.184 | 47.06 | 5'978.20 | 0.095 | 3.56 |
| | 170 | Emoluments | 0.00 | 0.000 | 0.00 | 28'403.25 | 0.451 | 16.93 |
| 2 | | Travaux publics | 238'164.45 | 3.571 | 141.93 | 128'199.00 | 2.037 | 76.40 |
| | 200 | Entretien des routes | 140'907.95 | 2.113 | 83.97 | 42'137.00 | 0.670 | 25.11 |
| | 201 | Ouvrages collectifs | 0.00 | 0.000 | 0.00 | 0.00 | 0.000 | 0.00 |
| | 205 | Eclairage public | 57'752.70 | 0.866 | 34.42 | 72'649.00 | 1.155 | 43.29 |
| | 206 | Horloge public | 733.60 | 0.011 | 0.44 | 0.00 | 0.000 | 0.00 |
| | 210 | Cours d'eau | 0.00 | 0.000 | 0.00 | 0.00 | 0.000 | 0.00 |
| | 230 | Cadastre | 38'397.60 | 0.576 | 22.88 | 13'413.00 | 0.213 | 7.99 |
| | 240 | Aménagement du territoire | 372.60 | 0.006 | 0.22 | 0.00 | 0.000 | 0.00 |
| 3 | | Affaire juridique, police | 18'936.25 | 0.284 | 11.29 | 7'640.90 | 0.121 | 4.55 |
| | 310 | Police communale | 535.00 | 0.008 | 0.32 | 3'000.00 | 0.048 | 1.79 |
| | 330 | Cantonnement | 732.45 | 0.011 | 0.44 | 180.00 | 0.003 | 0.11 |
| | 340 | Protection civil | 17'668.80 | 0.265 | 10.53 | 4'460.90 | 0.071 | 2.66 |
| 4 | | Hygiène publique | 0.00 | 0.000 | 0.00 | 0.00 | 0.000 | 0.00 |
| | 400 | Police des denrées | 0.00 | 0.000 | 0.00 | 0.00 | 0.000 | 0.00 |
| | 410 | Police sanitaire | 0.00 | 0.000 | 0.00 | 0.00 | 0.000 | 0.00 |
| | 415 | Arrondissement de sépulture | 0.00 | 0.000 | 0.00 | 0.00 | 0.000 | 0.00 |
| 5 | | Instruction | 2'038'503.09 | 30.566 | 1'214.84 | 86'150.90 | 1.369 | 51.34 |
| | 510 | Service de l'école/école primaire | 131'514.54 | 1.972 | 78.38 | 81'096.50 | 1.289 | 48.33 |
| | 511 | Transport scolaire | 0.00 | 0.000 | 0.00 | 0.00 | 0.000 | 0.00 |
| | 512 | Places de jeu/Halles de gym | 10'901.65 | 0.163 | 6.50 | 5'000.00 | 0.079 | 2.98 |
| | 520 | Ecole secondaire | 150'767.70 | 2.261 | 89.85 | 0.00 | 0.000 | 0.00 |
| | 530 | Colonie de vacances | 0.00 | 0.000 | 0.00 | 0.00 | 0.000 | 0.00 |
| | 540 | Ecole ménagère | 0.00 | 0.000 | 0.00 | 0.00 | 0.000 | 0.00 |
| | 570 | Ecole enfantine | 13'601.35 | 0.204 | 8.11 | 54.40 | 0.001 | 0.03 |
| | 580 | Contr. écologie, piscine, biblio ... | 72'074.00 | 1.081 | 42.95 | 0.00 | 0.000 | 0.00 |
| | 590 | Contribution pour instruction | 1'659'643.85 | 24.886 | 989.06 | 0.00 | 0.000 | 0.00 |
| 6 | | Action sociale | 1'684'271.40 | 25.255 | 1'003.74 | 491'993.45 | 7.819 | 293.20 |
| | 600 | Secours | 304'304.25 | 4.563 | 181.35 | 38'594.05 | 0.613 | 23.00 |
| | 610 | Service dentaire | 3'870.30 | 0.058 | 2.31 | 0.00 | 0.000 | 0.00 |
| | 620 | Autres institutions | 1'449.80 | 0.022 | 0.86 | 0.00 | 0.000 | 0.00 |
| | 630 | Foyers communaux | 21'800.55 | 0.327 | 12.99 | 0.00 | 0.000 | 0.00 |
| | 640 | Crèches, UAPE | 264'223.20 | 3.962 | 157.46 | 182'411.80 | 2.899 | 108.71 |
| | 650 | Répartition des charges | 567'720.80 | 8.513 | 338.33 | 266'752.60 | 4.239 | 158.97 |
| | 659 | AVS, off. logement, chômage etc | 506'502.50 | 7.595 | 301.85 | 4'235.00 | 0.067 | 2.52 |
| | 665 | Contr. institution publique | 14'400.00 | 0.216 | 8.58 | 0.00 | 0.000 | 0.00 |

| Fontenais | | | Charges | en % | Fr./hab. | Produits | en% | Fr./hab. |
|-----------|-----|------------------------------|---------------------|---------------|-----------------|---------------------|---------------|-----------------|
| 7 | | Economie publique | 97'337.90 | 1.460 | 58.01 | 38'240.00 | 0.608 | 22.79 |
| | 700 | Foires, marchés | 0.00 | 0.000 | 0.00 | 0.00 | 0.000 | 0.00 |
| | 710 | Tourisme | 24'712.00 | 0.371 | 14.73 | 0.00 | 0.000 | 0.00 |
| | 720 | Agriculture | 11'489.60 | 0.172 | 6.85 | 0.00 | 0.000 | 0.00 |
| | 740 | Développement économique | 61'136.30 | 0.917 | 36.43 | 38'240.00 | 0.608 | 22.79 |
| 8 | | Finances | 961'613.52 | 14.419 | 573.07 | 431'934.64 | 6.864 | 257.41 |
| | 810 | Intérêts courts termes | 248'631.35 | 3.728 | 148.17 | 0.00 | 0.000 | 0.00 |
| | 811 | Intérêts longs termes | 226'574.35 | 3.397 | 135.03 | 0.00 | 0.000 | 0.00 |
| | 820 | Amortissements | 274'482.35 | 4.116 | 163.58 | 0.00 | 0.000 | 0.00 |
| | 825 | Charges d'immeubles | 182'708.22 | 2.740 | 108.88 | 6'223.85 | 0.099 | 3.71 |
| | 826 | Pâturages | 0.00 | 0.000 | 0.00 | 0.00 | 0.000 | 0.00 |
| | 830 | Subventions et contributions | 28'331.60 | 0.425 | 16.88 | 0.00 | 0.000 | 0.00 |
| | 840 | Intérêts actifs | 885.65 | 0.013 | 0.53 | 48'194.05 | 0.766 | 28.72 |
| | 850 | Rendement des immeubles | 0.00 | 0.000 | 0.00 | 124'129.02 | 1.973 | 73.97 |
| | 855 | Provisions, réserves, fonds | 0.00 | 0.000 | 0.00 | 224'847.17 | 3.573 | 134.00 |
| | 860 | Subventions | 0.00 | 0.000 | 0.00 | 0.00 | 0.000 | 0.00 |
| | 870 | Gains vente fortune | 0.00 | 0.000 | 0.00 | 28'540.55 | 0.454 | 17.01 |
| | 875 | Divers | 0.00 | 0.000 | 0.00 | 0.00 | 0.000 | 0.00 |
| 9 | | Imposition | 547'107.80 | 8.204 | 326.05 | 4'732'189.95 | 75.204 | 2'820.14 |
| | 910 | Impôts ordinaires | 0.00 | 0.000 | 0.00 | 3'738'523.10 | 59.412 | 2'227.96 |
| | 911 | Variation d'impôts | 384'808.25 | 5.770 | 229.33 | 464'610.70 | 7.384 | 276.88 |
| | 912 | Partage d'impôts | 61'597.25 | 0.924 | 36.71 | 408'914.50 | 6.498 | 243.69 |
| | 915 | Elimination d'impôts | 69'155.40 | 1.037 | 41.21 | 2'142.25 | 0.034 | 1.28 |
| | 920 | Autres impôts | 2'409.90 | 0.036 | 1.44 | 110'222.40 | 1.752 | 65.69 |
| | 940 | Fonds de péréquation | 29'137.00 | 0.437 | 17.36 | 7'777.00 | 0.124 | 4.63 |
| | | Totaux | 6'669'105.21 | 100.00 | 3'974.44 | 6'292'511.19 | 100.00 | 3'750.01 |
| | | Excédent de charges | | | | 376'594.02 | | |
| | | | 6'669'105.21 | | | 6'669'105.21 | | |

FONTENAIS

INDICATEURS FINANCIERS 2013 - 2017

| | 2013 | 2014 | 2015 | 2016 | 2017 | Moyenne |
|---------------------------------------|------------|------------|------------|---------|-------------|-------------------|
| Autofinancement (en fr.) | 884'752.71 | 138'378.44 | 584'106.32 | -528.48 | -341'152.34 | 253'111.33 |
| Degré d'autofinancement (%) | 40.34 | 10.22 | 46.49 | -0.09 | -57.03 | 7.99 |
| Capacité d'autofinancement (%) | 13.31 | 2.43 | 8.97 | -0.01 | -5.87 | 3.77 |



Une capacité d'autofinancement de :

- Moins de 10% est considéré comme mauvaise
- De 10% à 20% est considéré comme moyenne à bonne
- Plus de 20% est considéré comme très bonne

ALLE

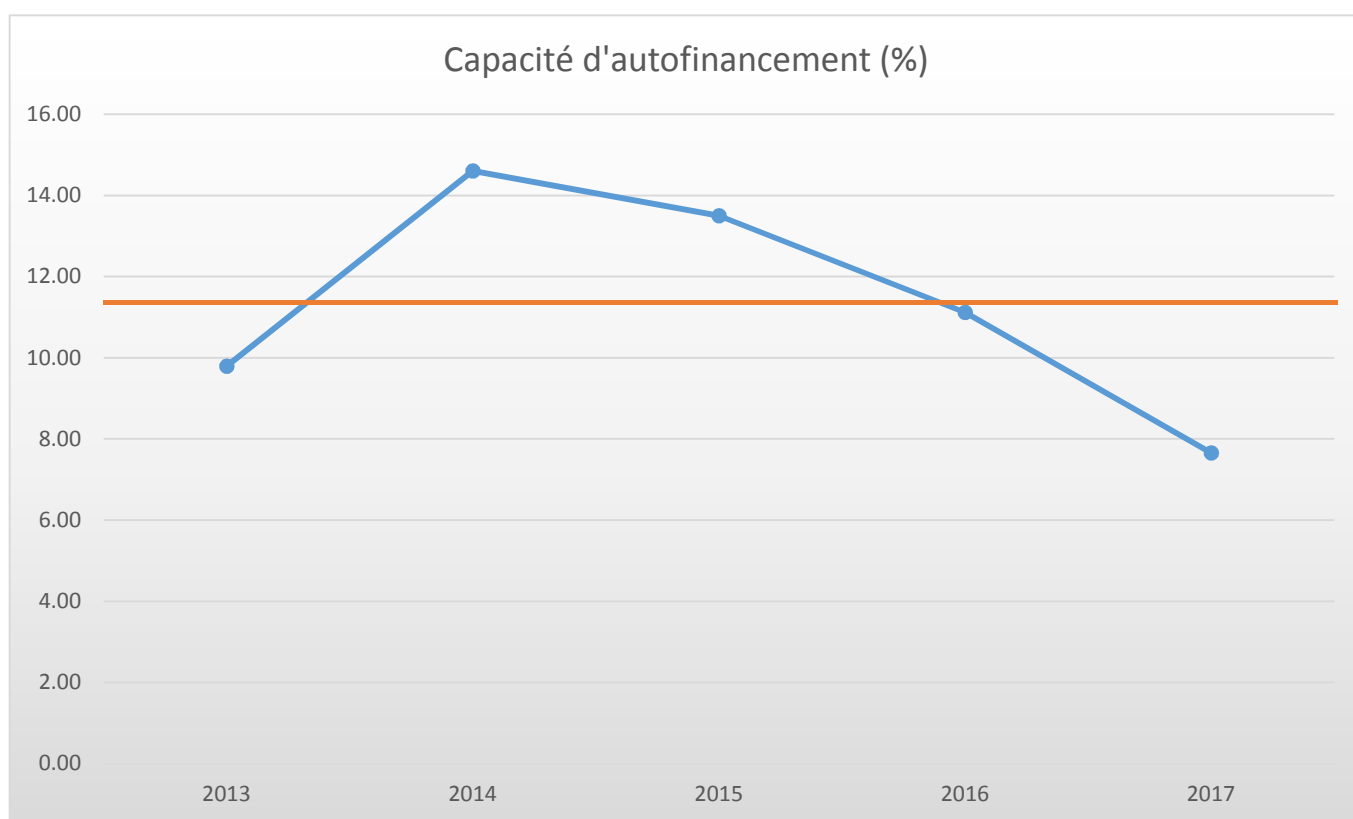
1'832 habitants

| Alle | | Charges | en % | Fr./hab. | Produits | en% | Fr./hab. |
|----------|-------------------------------------|---------------------|---------------|-----------------|-------------------|---------------|---------------|
| 1 | Autorité | 770'515.88 | 11.837 | 420.59 | 121'786.10 | 1.857 | 66.48 |
| 100 | Communes, votations, élections | 1'757.95 | 0.027 | 0.96 | 0.00 | 0.000 | 0.00 |
| 110 | Conseil général/de Ville | 0.00 | 0.000 | 0.00 | 0.00 | 0.000 | 0.00 |
| 111 | Conseil communal | 77'166.10 | 1.185 | 42.12 | 0.00 | 0.000 | 0.00 |
| 112 | Commissions | 6'690.00 | 0.103 | 3.65 | 0.00 | 0.000 | 0.00 |
| 115 | Personnel administratif | 298'874.95 | 4.591 | 163.14 | 7'000.00 | 0.107 | 3.82 |
| 116 | Charges du personnel | 152'048.40 | 2.336 | 83.00 | 98'040.45 | 1.495 | 53.52 |
| 130 | Frais administratifs | 233'978.48 | 3.594 | 127.72 | 1'155.55 | 0.018 | 0.63 |
| 170 | Emoluments | 0.00 | 0.000 | 0.00 | 15'590.10 | 0.238 | 8.51 |
| 2 | Travaux publics | 367'748.00 | 5.650 | 200.74 | 134'001.45 | 2.043 | 73.14 |
| 200 | Entretien des routes | 220'170.10 | 3.382 | 120.18 | 20'916.05 | 0.319 | 11.42 |
| 201 | Ouvrages collectifs | 0.00 | 0.000 | 0.00 | 0.00 | 0.000 | 0.00 |
| 205 | Eclairage public | 122'886.20 | 1.888 | 67.08 | 89'677.00 | 1.367 | 48.95 |
| 206 | Horloge public | 150.00 | 0.002 | 0.08 | 0.00 | 0.000 | 0.00 |
| 210 | Cours d'eau | 810.00 | 0.012 | 0.44 | 0.00 | 0.000 | 0.00 |
| 230 | Cadastre | 23'731.70 | 0.365 | 12.95 | 23'408.40 | 0.357 | 12.78 |
| 240 | Aménagement du territoire | 0.00 | 0.000 | 0.00 | 0.00 | 0.000 | 0.00 |
| 3 | Affaire juridique, police | 47'639.20 | 0.732 | 26.00 | 25'420.95 | 0.388 | 13.88 |
| 310 | Police communale | 21'618.25 | 0.332 | 11.80 | 0.00 | 0.000 | 0.00 |
| 330 | Cantonnement | 600.00 | 0.009 | 0.33 | 0.00 | 0.000 | 0.00 |
| 340 | Protection civil | 25'420.95 | 0.391 | 13.88 | 25'420.95 | 0.388 | 13.88 |
| 4 | Hygiène publique | 9'143.40 | 0.140 | 4.99 | 0.00 | 0.000 | 0.00 |
| 400 | Police des denrées | 0.00 | 0.000 | 0.00 | 0.00 | 0.000 | 0.00 |
| 410 | Police sanitaire | 9'143.40 | 0.140 | 4.99 | 0.00 | 0.000 | 0.00 |
| 415 | Arrondissement de sépulture | 0.00 | 0.000 | 0.00 | 0.00 | 0.000 | 0.00 |
| 5 | Instruction | 2'323'618.16 | 35.697 | 1'268.35 | 38'549.00 | 0.588 | 21.04 |
| 510 | Service de l'école/école primaire | 66'301.25 | 1.019 | 36.19 | 0.00 | 0.000 | 0.00 |
| 511 | Transport scolaire | 19'952.00 | 0.307 | 10.89 | 23'061.00 | 0.352 | 12.59 |
| 512 | Places de jeu/Halles de gym | 150'908.00 | 2.318 | 82.37 | 12'000.00 | 0.183 | 6.55 |
| 520 | Ecole secondaire | 228'434.80 | 3.509 | 124.69 | 3'000.00 | 0.046 | 1.64 |
| 530 | Colonie de vacances | 0.00 | 0.000 | 0.00 | 0.00 | 0.000 | 0.00 |
| 540 | Ecole ménagère | 0.00 | 0.000 | 0.00 | 0.00 | 0.000 | 0.00 |
| 570 | Ecole enfantine | 3'996.95 | 0.061 | 2.18 | 0.00 | 0.000 | 0.00 |
| 580 | Contr. écolage, piscine, biblio ... | 57'978.75 | 0.891 | 31.65 | 0.00 | 0.000 | 0.00 |
| 590 | Contribution pour instruction | 1'796'046.41 | 27.592 | 980.37 | 488.00 | 0.007 | 0.27 |
| 6 | Action sociale | 1'846'548.14 | 28.368 | 1'007.94 | 663'043.64 | 10.110 | 361.92 |
| 600 | Secours | 200'876.85 | 3.086 | 109.65 | 5'754.55 | 0.088 | 3.14 |
| 610 | Service dentaire | 11'827.30 | 0.182 | 6.46 | 0.00 | 0.000 | 0.00 |
| 620 | Autres institutions | 5'292.00 | 0.081 | 2.89 | 0.00 | 0.000 | 0.00 |
| 630 | Foyers communaux | 6'000.00 | 0.092 | 3.28 | 0.00 | 0.000 | 0.00 |
| 640 | Crèches, UAPE | 460'900.00 | 7.081 | 251.58 | 0.00 | 0.000 | 0.00 |
| 650 | Répartition des charges | 612'287.99 | 9.406 | 334.22 | 652'818.09 | 9.954 | 356.34 |
| 659 | AVS, off. logement, chômage etc | 546'364.00 | 8.394 | 298.23 | 4'471.00 | 0.068 | 2.44 |
| 665 | Contr. institution publique | 3'000.00 | 0.046 | 1.64 | 0.00 | 0.000 | 0.00 |

| Alle | | Charges | en % | Fr./hab. | Produits | en% | Fr./hab. |
|----------|----------------------------------|---------------------|---------------|-----------------|---------------------|---------------|-----------------|
| 7 | Economie publique | 57'242.75 | 0.879 | 31.25 | 1'000.00 | 0.015 | 0.55 |
| | 700 Foires, marchés | 0.00 | 0.000 | 0.00 | 0.00 | 0.000 | 0.00 |
| | 710 Tourisme | 56'497.35 | 0.868 | 30.84 | 1'000.00 | 0.015 | 0.55 |
| | 720 Agriculture | 745.40 | 0.011 | 0.41 | 0.00 | 0.000 | 0.00 |
| | 740 Développement économique | 0.00 | 0.000 | 0.00 | 0.00 | 0.000 | 0.00 |
| 8 | Finances | 846'431.27 | 13.003 | 462.03 | 266'414.10 | 4.062 | 145.42 |
| | 810 Intérêts courts termes | 0.00 | 0.000 | 0.00 | 0.00 | 0.000 | 0.00 |
| | 811 Intérêts longs termes | 112'643.80 | 1.730 | 61.49 | 0.00 | 0.000 | 0.00 |
| | 820 Amortissements | 493'463.40 | 7.581 | 269.36 | 34'800.00 | 0.531 | 19.00 |
| | 825 Charges d'immeubles | 98'744.35 | 1.517 | 53.90 | 1'792.85 | 0.027 | 0.98 |
| | 826 Pâturages | 0.00 | 0.000 | 0.00 | 0.00 | 0.000 | 0.00 |
| | 830 Subventions et contributions | 136'865.95 | 2.103 | 74.71 | 0.00 | 0.000 | 0.00 |
| | 840 Intérêts actifs | 4'713.77 | 0.072 | 2.57 | 101'493.00 | 1.548 | 55.40 |
| | 850 Rendement des immeubles | 0.00 | 0.000 | 0.00 | 128'328.25 | 1.957 | 70.05 |
| | 855 Provisions, réserves, fonds | 0.00 | 0.000 | 0.00 | 0.00 | 0.000 | 0.00 |
| | 860 Subventions | 0.00 | 0.000 | 0.00 | 0.00 | 0.000 | 0.00 |
| | 870 Gains vente fortune | 0.00 | 0.000 | 0.00 | 0.00 | 0.000 | 0.00 |
| | 875 Divers | 0.00 | 0.000 | 0.00 | 0.00 | 0.000 | 0.00 |
| 9 | Imposition | 240'474.90 | 3.694 | 131.26 | 5'307'925.04 | 80.936 | 2'897.34 |
| | 910 Impôts ordinaires | 0.00 | 0.000 | 0.00 | 4'834'822.55 | 73.722 | 2'639.10 |
| | 911 Variation d'impôts | 70'549.80 | 1.084 | 38.51 | 182'260.50 | 2.779 | 99.49 |
| | 912 Partage d'impôts | 77'313.20 | 1.188 | 42.20 | 93'536.84 | 1.426 | 51.06 |
| | 915 Elimination d'impôts | 90'871.90 | 1.396 | 49.60 | 0.00 | 0.000 | 0.00 |
| | 920 Autres impôts | 1'740.00 | 0.027 | 0.95 | 139'251.15 | 2.123 | 76.01 |
| | 940 Fonds de péréquation | 0.00 | 0.000 | 0.00 | 58'054.00 | 0.885 | 31.69 |
| | Totaux | 6'509'361.70 | 100.00 | 3'553.15 | 6'558'140.28 | 100.00 | 3'579.77 |
| | Excédent de produits | 48'778.58 | | | | | |
| | | 6'558'140.28 | | | 6'558'140.28 | | |

ALLE
INDICATEURS FINANCIERS 2013 – 2017

| | 2013 | 2014 | 2015 | 2016 | 2017 | Moyenne |
|---------------------------------------|------------|------------|------------|------------|------------|-------------------|
| Autofinancement (en fr.) | 573'098.31 | 780'584.57 | 759'488.65 | 738'742.80 | 562'285.53 | 682'839.97 |
| Degré d'autofinancement (%) | 114.36 | 496.71 | 1'738.91 | -3'061.00 | 199.11 | -102.38 |
| Capacité d'autofinancement (%) | 9.79 | 14.60 | 13.50 | 11.12 | 7.66 | 11.33 |



Une capacité d'autofinancement de :

- Moins de 10% est considéré comme mauvaise
- De 10% à 20% est considéré comme moyenne à bonne
- Plus de 20% est considéré comme très bonne

LE NOIRMONT

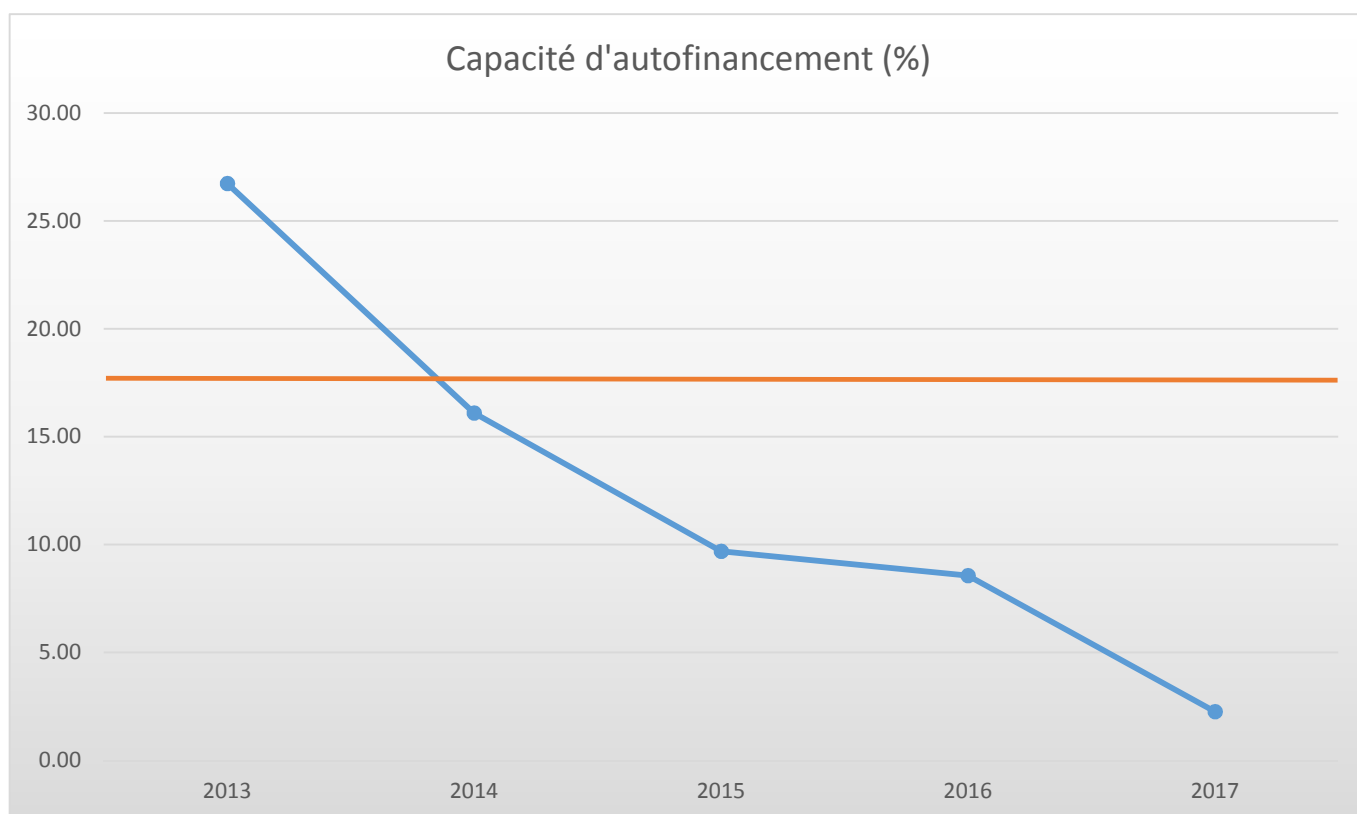
1'856 habitants

| Le Noirmont | | | Charges | en % | Fr./hab. | Produits | en% | Fr./hab. |
|-------------|-----|--------------------------------------|---------------------|---------------|-----------------|-------------------|--------------|---------------|
| 1 | | Autorité | 763'846.44 | 8.458 | 411.56 | 193'936.25 | 2.143 | 104.49 |
| | 100 | Communes, votations, élections | 4'267.65 | 0.047 | 2.30 | 0.00 | 0.000 | 0.00 |
| | 110 | Conseil général/de Ville | 0.00 | 0.000 | 0.00 | 0.00 | 0.000 | 0.00 |
| | 111 | Conseil communal | 90'719.85 | 1.005 | 48.88 | 8'138.40 | 0.090 | 4.38 |
| | 112 | Commissions | 4'285.10 | 0.047 | 2.31 | 0.00 | 0.000 | 0.00 |
| | 115 | Personnel administratif | 269'246.05 | 2.981 | 145.07 | 26'440.00 | 0.292 | 14.25 |
| | 116 | Charges du personnel | 253'702.70 | 2.809 | 136.69 | 136'033.55 | 1.503 | 73.29 |
| | 130 | Frais administratifs | 141'625.09 | 1.568 | 76.31 | 10'446.50 | 0.115 | 5.63 |
| | 170 | Emoluments | 0.00 | 0.000 | 0.00 | 12'877.80 | 0.142 | 6.94 |
| 2 | | Travaux publics | 612'633.25 | 6.784 | 330.08 | 210'060.30 | 2.322 | 113.18 |
| | 200 | Entretien des routes | 504'476.45 | 5.586 | 271.81 | 78'882.75 | 0.872 | 42.50 |
| | 201 | Ouvrages collectifs | 3'061.60 | 0.034 | 1.65 | 0.00 | 0.000 | 0.00 |
| | 205 | Eclairage public | 53'717.45 | 0.595 | 28.94 | 77'333.20 | 0.855 | 41.67 |
| | 206 | Horloge public | 0.00 | 0.000 | 0.00 | 0.00 | 0.000 | 0.00 |
| | 210 | Cours d'eau | 0.00 | 0.000 | 0.00 | 0.00 | 0.000 | 0.00 |
| | 230 | Cadastre | 23'646.15 | 0.262 | 12.74 | 53'844.35 | 0.595 | 29.01 |
| | 240 | Aménagement du territoire | 27'731.60 | 0.307 | 14.94 | 0.00 | 0.000 | 0.00 |
| 3 | | Affaire juridique, police | 23'941.25 | 0.265 | 12.90 | 5'272.70 | 0.058 | 2.84 |
| | 310 | Police communale | 18'828.55 | 0.208 | 10.14 | 400.00 | 0.004 | 0.22 |
| | 330 | Cantonnement | 240.00 | 0.003 | 0.13 | 0.00 | 0.000 | 0.00 |
| | 340 | Protection civil | 4'872.70 | 0.054 | 2.63 | 4'872.70 | 0.054 | 2.63 |
| 4 | | Hygiène publique | 6'584.20 | 0.073 | 3.55 | 0.00 | 0.000 | 0.00 |
| | 400 | Police des denrées | 0.00 | 0.000 | 0.00 | 0.00 | 0.000 | 0.00 |
| | 410 | Police sanitaire | 6'584.20 | 0.073 | 3.55 | 0.00 | 0.000 | 0.00 |
| | 415 | Arrondissement de sépulture | 0.00 | 0.000 | 0.00 | 0.00 | 0.000 | 0.00 |
| 5 | | Instruction | 3'328'259.94 | 36.855 | 1'793.24 | 39'323.82 | 0.435 | 21.19 |
| | 510 | Service de l'école/école primaire | 157'761.60 | 1.747 | 85.00 | 14'590.10 | 0.161 | 7.86 |
| | 511 | Transport scolaire | 0.00 | 0.000 | 0.00 | 0.00 | 0.000 | 0.00 |
| | 512 | Places de jeu/Halles de gym | 1'036'201.49 | 11.474 | 558.30 | 13'686.30 | 0.151 | 7.37 |
| | 520 | Ecole secondaire | 286'055.40 | 3.168 | 154.12 | 6'096.42 | 0.067 | 3.28 |
| | 530 | Colonie de vacances | 0.00 | 0.000 | 0.00 | 0.00 | 0.000 | 0.00 |
| | 540 | Ecole ménagère | 0.00 | 0.000 | 0.00 | 0.00 | 0.000 | 0.00 |
| | 570 | Ecole enfantine | 0.00 | 0.000 | 0.00 | 0.00 | 0.000 | 0.00 |
| | 580 | Contr. écologie, piscine, biblio ... | 112'351.45 | 1.244 | 60.53 | 4'951.00 | 0.055 | 2.67 |
| | 590 | Contribution pour instruction | 1'735'890.00 | 19.222 | 935.29 | 0.00 | 0.000 | 0.00 |
| 6 | | Action sociale | 1'681'446.43 | 18.619 | 905.95 | 171'611.55 | 1.897 | 92.46 |
| | 600 | Secours | 286'298.30 | 3.170 | 154.26 | 21'434.35 | 0.237 | 11.55 |
| | 610 | Service dentaire | 3'886.45 | 0.043 | 2.09 | 0.00 | 0.000 | 0.00 |
| | 620 | Autres institutions | 5'130.50 | 0.057 | 2.76 | 0.00 | 0.000 | 0.00 |
| | 630 | Foyers communaux | 9'266.25 | 0.103 | 4.99 | 6'023.00 | 0.067 | 3.25 |
| | 640 | Crèches, UAPE | 0.00 | 0.000 | 0.00 | 0.00 | 0.000 | 0.00 |
| | 650 | Répartition des charges | 724'170.23 | 8.019 | 390.18 | 147'522.65 | 1.630 | 79.48 |
| | 659 | AVS, off. logement, chômage etc | 645'742.20 | 7.151 | 347.92 | -3'368.45 | -0.037 | -1.81 |
| | 665 | Contr. institution publique | 6'952.50 | 0.077 | 3.75 | 0.00 | 0.000 | 0.00 |

| Le Noirmont | | | Charges | en % | Fr./hab. | Produits | en% | Fr./hab. |
|-------------|-----|------------------------------|---------------------|---------------|-----------------|---------------------|---------------|-----------------|
| 7 | | Economie publique | 492'053.60 | 5.449 | 265.12 | 407'049.85 | 4.499 | 219.32 |
| | 700 | Foires, marchés | 35.80 | 0.000 | 0.02 | 680.00 | 0.008 | 0.37 |
| | 710 | Tourisme | 70'963.95 | 0.786 | 38.23 | 1'560.00 | 0.017 | 0.84 |
| | 720 | Agriculture | 414'518.85 | 4.590 | 223.34 | 404'809.85 | 4.474 | 218.11 |
| | 740 | Développement économique | 6'535.00 | 0.072 | 3.52 | 0.00 | 0.000 | 0.00 |
| 8 | | Finances | 1'376'467.10 | 15.242 | 741.63 | 1'144'822.35 | 12.653 | 616.82 |
| | 810 | Intérêts courts termes | 8'551.59 | 0.095 | 4.61 | 0.00 | 0.000 | 0.00 |
| | 811 | Intérêts longs termes | 152'992.11 | 1.694 | 82.43 | 0.00 | 0.000 | 0.00 |
| | 820 | Amortissements | 867'853.75 | 9.610 | 467.59 | 0.00 | 0.000 | 0.00 |
| | 825 | Charges d'immeubles | 92'944.15 | 1.029 | 50.08 | 2'246.80 | 0.025 | 1.21 |
| | 826 | Pâturages | 158'590.70 | 1.756 | 85.45 | 168'186.90 | 1.859 | 90.62 |
| | 830 | Subventions et contributions | 89'533.85 | 0.991 | 48.24 | 0.00 | 0.000 | 0.00 |
| | 840 | Intérêts actifs | 0.00 | 0.000 | 0.00 | 34'602.40 | 0.382 | 18.64 |
| | 850 | Rendement des immeubles | 6'000.95 | 0.066 | 3.23 | 200'365.29 | 2.214 | 107.96 |
| | 855 | Provisions, réserves, fonds | 0.00 | 0.000 | 0.00 | 732'920.96 | 8.100 | 394.89 |
| | 860 | Subventions | 0.00 | 0.000 | 0.00 | 0.00 | 0.000 | 0.00 |
| | 870 | Gains vente fortune | 0.00 | 0.000 | 0.00 | 6'500.00 | 0.072 | 3.50 |
| | 875 | Divers | 0.00 | 0.000 | 0.00 | 0.00 | 0.000 | 0.00 |
| 9 | | Imposition | 745'406.85 | 8.254 | 401.62 | 6'875'943.30 | 75.994 | 3'704.71 |
| | 910 | Impôts ordinaires | 0.00 | 0.000 | 0.00 | 6'305'973.45 | 69.695 | 3'397.62 |
| | 911 | Variation d'impôts | 376'831.40 | 4.173 | 203.03 | 221'166.10 | 2.444 | 119.16 |
| | 912 | Partage d'impôts | 95'083.45 | 1.053 | 51.23 | 83'849.75 | 0.927 | 45.18 |
| | 915 | Elimination d'impôts | 0.00 | 0.000 | 0.00 | 0.00 | 0.000 | 0.00 |
| | 920 | Autres impôts | 2'682.00 | 0.030 | 1.45 | 264'954.00 | 2.928 | 142.76 |
| | 940 | Fonds de péréquation | 270'810.00 | 2.999 | 145.91 | 0.00 | 0.000 | 0.00 |
| | | Totaux | 9'030'639.06 | 100.00 | 4'865.65 | 9'048'020.12 | 100.00 | 4'875.01 |
| | | Excédent de produits | 17'381.06 | | | | | |
| | | | 9'048'020.12 | | | 9'048'020.12 | | |

LE NOIRMONT
INDICATEURS FINANCIERS 2013 – 2017

| | 2013 | 2014 | 2015 | 2016 | 2017 | Moyenne |
|---------------------------------------|--------------|--------------|------------|------------|------------|---------------------|
| Autofinancement (en fr.) | 2'412'444.69 | 1'310'745.61 | 802'059.65 | 744'609.06 | 186'458.45 | 1'091'263.49 |
| Degré d'autofinancement (%) | 342.68 | 57.83 | 40.51 | -304.12 | -17.47 | 23.89 |
| Capacité d'autofinancement (%) | 26.74 | 16.10 | 9.69 | 8.57 | 2.26 | 17.51 |



Une capacité d'autofinancement de :

- Moins de 10% est considéré comme mauvaise
- De 10% à 20% est considéré comme moyenne à bonne
- Plus de 20% est considéré comme très bonne

COURGENAY

2'302 habitants

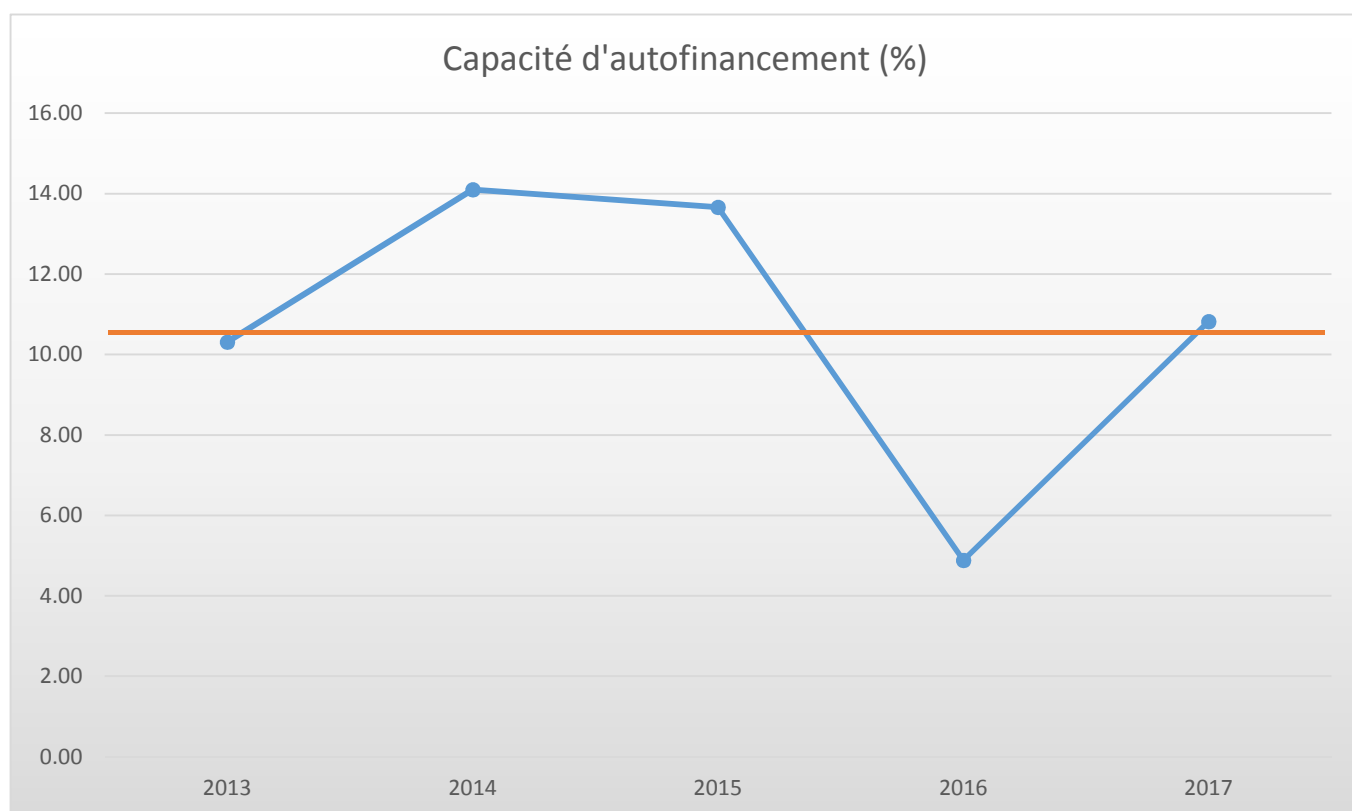
| Courgenay | | | Charges | en % | Fr./hab. | Produits | en% | Fr./hab. |
|-----------|-----|--------------------------------------|---------------------|---------------|-----------------|-------------------|--------------|---------------|
| 1 | | Autorité | 1'223'334.59 | 14.776 | 531.42 | 276'348.90 | 3.160 | 120.05 |
| | 100 | Communes, votations, élections | 14'700.25 | 0.178 | 6.39 | 0.00 | 0.000 | 0.00 |
| | 110 | Conseil général/de Ville | 0.00 | 0.000 | 0.00 | 0.00 | 0.000 | 0.00 |
| | 111 | Conseil communal | 65'297.35 | 0.789 | 28.37 | 0.00 | 0.000 | 0.00 |
| | 112 | Commissions | 13'235.00 | 0.160 | 5.75 | 0.00 | 0.000 | 0.00 |
| | 115 | Personnel administratif | 745'652.85 | 9.007 | 323.92 | 61'308.15 | 0.701 | 26.63 |
| | 116 | Charges du personnel | 263'163.15 | 3.179 | 114.32 | 158'089.85 | 1.808 | 68.68 |
| | 130 | Frais administratifs | 121'285.99 | 1.465 | 52.69 | 148.90 | 0.002 | 0.06 |
| | 170 | Emoluments | 0.00 | 0.000 | 0.00 | 56'802.00 | 0.650 | 24.68 |
| 2 | | Travaux publics | 253'122.50 | 3.057 | 109.96 | 169'933.75 | 1.943 | 73.82 |
| | 200 | Entretien des routes | 115'367.85 | 1.393 | 50.12 | 4'540.20 | 0.052 | 1.97 |
| | 201 | Ouvrages collectifs | 0.00 | 0.000 | 0.00 | 0.00 | 0.000 | 0.00 |
| | 205 | Eclairage public | 73'654.55 | 0.890 | 32.00 | 107'044.35 | 1.224 | 46.50 |
| | 206 | Horloge public | 0.00 | 0.000 | 0.00 | 0.00 | 0.000 | 0.00 |
| | 210 | Cours d'eau | 5'083.45 | 0.061 | 2.21 | 0.00 | 0.000 | 0.00 |
| | 230 | Cadastre | 58'349.20 | 0.705 | 25.35 | 58'349.20 | 0.667 | 25.35 |
| | 240 | Aménagement du territoire | 667.45 | 0.008 | 0.29 | 0.00 | 0.000 | 0.00 |
| 3 | | Affaire juridique, police | 14'657.80 | 0.177 | 6.37 | 24'457.15 | 0.280 | 10.62 |
| | 310 | Police communale | 4'269.00 | 0.052 | 1.85 | 13'971.80 | 0.160 | 6.07 |
| | 330 | Cantonnement | 0.00 | 0.000 | 0.00 | 0.00 | 0.000 | 0.00 |
| | 340 | Protection civil | 10'388.80 | 0.125 | 4.51 | 10'485.35 | 0.120 | 4.55 |
| 4 | | Hygiène publique | 0.00 | 0.000 | 0.00 | 0.00 | 0.000 | 0.00 |
| | 400 | Police des denrées | 0.00 | 0.000 | 0.00 | 0.00 | 0.000 | 0.00 |
| | 410 | Police sanitaire | 0.00 | 0.000 | 0.00 | 0.00 | 0.000 | 0.00 |
| | 415 | Arrondissement de sépulture | 0.00 | 0.000 | 0.00 | 0.00 | 0.000 | 0.00 |
| 5 | | Instruction | 2'951'229.55 | 35.647 | 1'282.03 | 63'698.95 | 0.728 | 27.67 |
| | 510 | Service de l'école/école primaire | 86'805.35 | 1.048 | 37.71 | 5'072.90 | 0.058 | 2.20 |
| | 511 | Transport scolaire | 0.00 | 0.000 | 0.00 | 0.00 | 0.000 | 0.00 |
| | 512 | Places de jeu/Halles de gym | 259'415.30 | 3.133 | 112.69 | 58'315.05 | 0.667 | 25.33 |
| | 520 | Ecole secondaire | 243'552.95 | 2.942 | 105.80 | 0.00 | 0.000 | 0.00 |
| | 530 | Colonie de vacances | 0.00 | 0.000 | 0.00 | 0.00 | 0.000 | 0.00 |
| | 540 | Ecole ménagère | 0.00 | 0.000 | 0.00 | 0.00 | 0.000 | 0.00 |
| | 570 | Ecole enfantine | 0.00 | 0.000 | 0.00 | 0.00 | 0.000 | 0.00 |
| | 580 | Contr. écologie, piscine, biblio ... | 110'207.15 | 1.331 | 47.87 | 311.00 | 0.004 | 0.14 |
| | 590 | Contribution pour instruction | 2'251'248.80 | 27.192 | 977.95 | 0.00 | 0.000 | 0.00 |
| 6 | | Action sociale | 1'902'295.89 | 22.977 | 826.37 | 420'206.40 | 4.805 | 182.54 |
| | 600 | Secours | 376'423.73 | 4.547 | 163.52 | 0.00 | 0.000 | 0.00 |
| | 610 | Service dentaire | 5'450.30 | 0.066 | 2.37 | 0.00 | 0.000 | 0.00 |
| | 620 | Autres institutions | 2'289.00 | 0.028 | 0.99 | 0.00 | 0.000 | 0.00 |
| | 630 | Foyers communaux | 11'850.55 | 0.143 | 5.15 | 0.00 | 0.000 | 0.00 |
| | 640 | Crèches, UAPE | 817'796.31 | 9.878 | 355.25 | 0.00 | 0.000 | 0.00 |
| | 650 | Répartition des charges | 0.00 | 0.000 | 0.00 | 414'875.40 | 4.745 | 180.22 |
| | 659 | AVS, off. logement, chômage etc | 688'486.00 | 8.316 | 299.08 | 5'331.00 | 0.061 | 2.32 |
| | 665 | Contr. institution publique | 0.00 | 0.000 | 0.00 | 0.00 | 0.000 | 0.00 |

| Courgenay | | | Charges | en % | Fr./hab. | Produits | en% | Fr./hab. |
|-----------|-----|------------------------------|---------------------|---------------|-----------------|---------------------|---------------|-----------------|
| 7 | | Economie publique | 184'541.25 | 2.229 | 80.17 | 83'114.00 | 0.950 | 36.11 |
| | 700 | Foires, marchés | 18'798.30 | 0.227 | 8.17 | 3'500.00 | 0.040 | 1.52 |
| | 710 | Tourisme | 85'342.80 | 1.031 | 37.07 | 5'120.00 | 0.059 | 2.22 |
| | 720 | Agriculture | 62'304.15 | 0.753 | 27.07 | 74'494.00 | 0.852 | 32.36 |
| | 740 | Développement économique | 18'096.00 | 0.219 | 7.86 | 0.00 | 0.000 | 0.00 |
| 8 | | Finances | 799'555.62 | 9.658 | 347.33 | 141'215.71 | 1.615 | 61.34 |
| | 810 | Intérêts courts termes | 3'783.60 | 0.046 | 1.64 | 0.00 | 0.000 | 0.00 |
| | 811 | Intérêts longs termes | 195'685.60 | 2.364 | 85.01 | 0.00 | 0.000 | 0.00 |
| | 820 | Amortissements | 541'176.15 | 6.537 | 235.09 | 0.00 | 0.000 | 0.00 |
| | 825 | Charges d'immeubles | 45'166.95 | 0.546 | 19.62 | 0.00 | 0.000 | 0.00 |
| | 826 | Pâturages | 0.00 | 0.000 | 0.00 | 0.00 | 0.000 | 0.00 |
| | 830 | Subventions et contributions | 0.00 | 0.000 | 0.00 | 0.00 | 0.000 | 0.00 |
| | 840 | Intérêts actifs | 181.60 | 0.002 | 0.08 | 54'844.41 | 0.627 | 23.82 |
| | 850 | Rendement des immeubles | 13'561.72 | 0.164 | 5.89 | 47'110.30 | 0.539 | 20.46 |
| | 855 | Provisions, réserves, fonds | 0.00 | 0.000 | 0.00 | 0.00 | 0.000 | 0.00 |
| | 860 | Subventions | 0.00 | 0.000 | 0.00 | 0.00 | 0.000 | 0.00 |
| | 870 | Gains vente fortune | 0.00 | 0.000 | 0.00 | 39'261.00 | 0.449 | 17.06 |
| | 875 | Divers | 0.00 | 0.000 | 0.00 | 0.00 | 0.000 | 0.00 |
| 9 | | Imposition | 950'303.95 | 11.478 | 412.82 | 7'565'308.55 | 86.517 | 3'286.41 |
| | 910 | Impôts ordinaires | 182'883.40 | 2.209 | 79.45 | 6'020'163.55 | 68.847 | 2'615.19 |
| | 911 | Variation d'impôts | 247'389.35 | 2.988 | 107.47 | 560'799.55 | 6.413 | 243.61 |
| | 912 | Partage d'impôts | 392'320.45 | 4.739 | 170.43 | 521'491.60 | 5.964 | 226.54 |
| | 915 | Elimination d'impôts | 86'093.75 | 1.040 | 37.40 | 8'203.20 | 0.094 | 3.56 |
| | 920 | Autres impôts | 2'174.00 | 0.026 | 0.94 | 454'650.65 | 5.199 | 197.50 |
| | 940 | Fonds de péréquation | 39'443.00 | 0.476 | 17.13 | 0.00 | 0.000 | 0.00 |
| | | Totaux | 8'279'041.15 | 100.00 | 3'596.46 | 8'744'283.41 | 100.00 | 3'798.56 |
| | | Excédent de produits | 465'242.26 | | | | | |
| | | | 8'744'283.41 | | | 8'744'283.41 | | |

COURGENAY

INDICATEURS FINANCIERS 2013 – 2017

| | 2013 | 2014 | 2015 | 2016 | 2017 | Moyenne |
|---------------------------------------|------------|--------------|--------------|------------|------------|-------------------|
| Autofinancement (en fr.) | 769'537.22 | 1'131'640.84 | 1'142'800.95 | 391'489.86 | 936'058.26 | 874'305.43 |
| Degré d'autofinancement (%) | 363.84 | -1'680.95 | 148.94 | 31.42 | 89.16 | -209.52 |
| Capacité d'autofinancement (%) | 10.31 | 14.10 | 13.66 | 4.88 | 10.82 | 10.75 |



Une capacité d'autofinancement de :

- Moins de 10% est considéré comme mauvaise
- De 10% à 20% est considéré comme moyenne à bonne
- Plus de 20% est considéré comme très bonne

SAIGNELEGIER

2'558 habitants

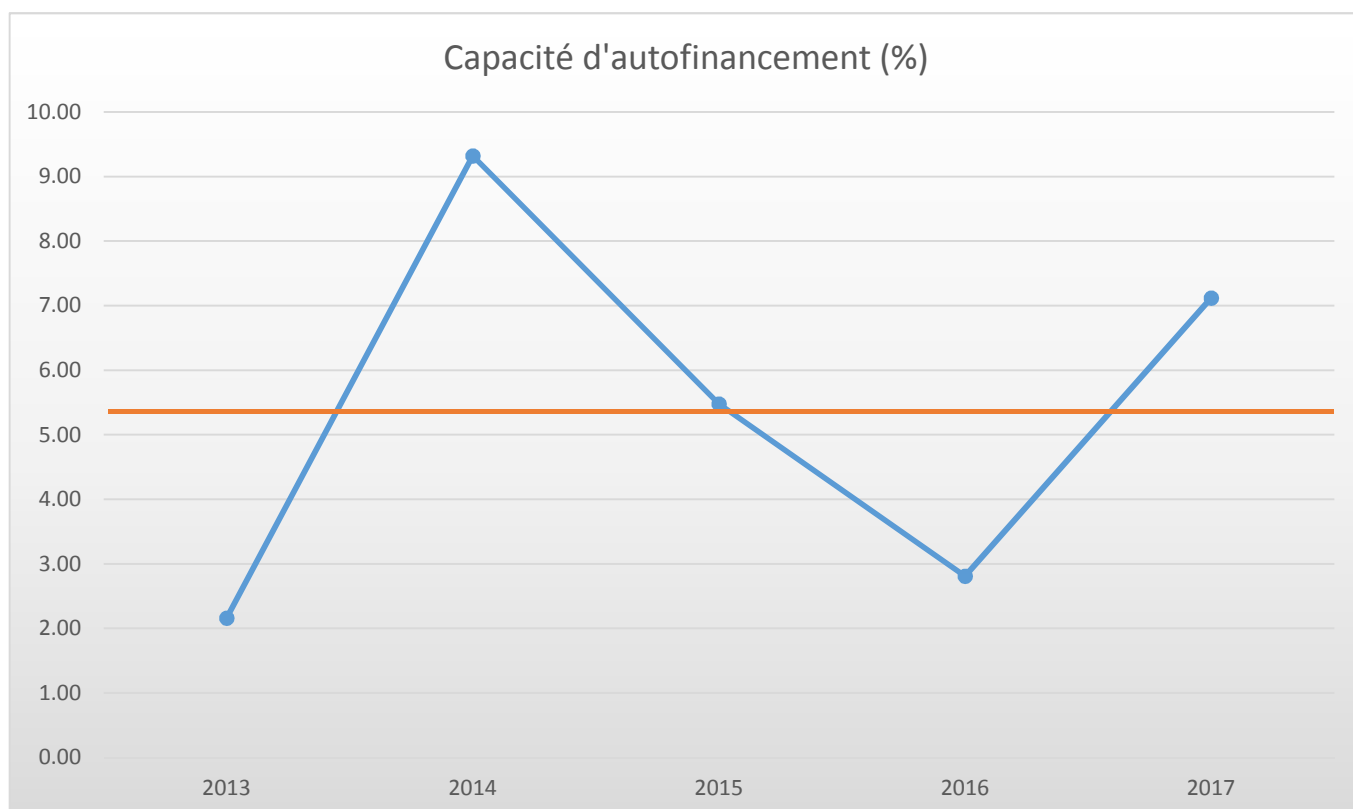
| Saignelégier | | | Charges | en % | Fr./hab. | Produits | en% | Fr./hab. |
|--------------|-----|--------------------------------------|---------------------|---------------|-----------------|-------------------|--------------|---------------|
| 1 | | Autorité | 920'431.36 | 9.370 | 359.82 | 294'680.15 | 2.999 | 115.20 |
| | 100 | Communes, votations, élections | 5'406.35 | 0.055 | 2.11 | 0.00 | 0.000 | 0.00 |
| | 110 | Conseil général/de Ville | 0.00 | 0.000 | 0.00 | 0.00 | 0.000 | 0.00 |
| | 111 | Conseil communal | 106'240.25 | 1.081 | 41.53 | 993.90 | 0.010 | 0.39 |
| | 112 | Commissions | 3'522.00 | 0.036 | 1.38 | 914.00 | 0.009 | 0.36 |
| | 115 | Personnel administratif | 324'986.80 | 3.308 | 127.05 | 71'352.00 | 0.726 | 27.89 |
| | 116 | Charges du personnel | 313'169.80 | 3.188 | 122.43 | 155'448.45 | 1.582 | 60.77 |
| | 130 | Frais administratifs | 167'106.16 | 1.701 | 65.33 | 32'580.80 | 0.332 | 12.74 |
| | 170 | Emoluments | 0.00 | 0.000 | 0.00 | 33'391.00 | 0.340 | 13.05 |
| 2 | | Travaux publics | 657'004.75 | 6.688 | 256.84 | 188'675.35 | 1.920 | 73.76 |
| | 200 | Entretien des routes | 546'626.95 | 5.564 | 213.69 | 18'620.35 | 0.189 | 7.28 |
| | 201 | Ouvrages collectifs | 0.00 | 0.000 | 0.00 | 0.00 | 0.000 | 0.00 |
| | 205 | Eclairage public | 83'502.70 | 0.850 | 32.64 | 117'759.60 | 1.198 | 46.04 |
| | 206 | Horloge public | 0.00 | 0.000 | 0.00 | 0.00 | 0.000 | 0.00 |
| | 210 | Cours d'eau | 0.00 | 0.000 | 0.00 | 0.00 | 0.000 | 0.00 |
| | 230 | Cadastre | 12'904.75 | 0.131 | 5.04 | 36'340.40 | 0.370 | 14.21 |
| | 240 | Aménagement du territoire | 13'970.35 | 0.142 | 5.46 | 15'955.00 | 0.162 | 6.24 |
| 3 | | Affaire juridique, police | 74'184.90 | 0.755 | 29.00 | 13'861.10 | 0.141 | 5.42 |
| | 310 | Police communale | 60'000.00 | 0.611 | 23.46 | 3'340.00 | 0.034 | 1.31 |
| | 330 | Cantonnement | 720.50 | 0.007 | 0.28 | 0.00 | 0.000 | 0.00 |
| | 340 | Protection civil | 13'464.40 | 0.137 | 5.26 | 10'521.10 | 0.107 | 4.11 |
| 4 | | Hygiène publique | 25'391.55 | 0.258 | 9.93 | 0.00 | 0.000 | 0.00 |
| | 400 | Police des denrées | 0.00 | 0.000 | 0.00 | 0.00 | 0.000 | 0.00 |
| | 410 | Police sanitaire | 13'655.15 | 0.139 | 5.34 | 0.00 | 0.000 | 0.00 |
| | 415 | Arrondissement de sépulture | 11'736.40 | 0.119 | 4.59 | 0.00 | 0.000 | 0.00 |
| 5 | | Instruction | 3'101'451.25 | 31.571 | 1'212.45 | 150'089.21 | 1.527 | 58.67 |
| | 510 | Service de l'école/école primaire | 108'413.40 | 1.104 | 42.38 | 14'360.95 | 0.146 | 5.61 |
| | 511 | Transport scolaire | 0.00 | 0.000 | 0.00 | 0.00 | 0.000 | 0.00 |
| | 512 | Places de jeu/Halles de gym | 249'337.30 | 2.538 | 97.47 | 14'089.35 | 0.143 | 5.51 |
| | 520 | Ecole secondaire | 165'348.50 | 1.683 | 64.64 | 112'921.81 | 1.149 | 44.14 |
| | 530 | Colonie de vacances | 0.00 | 0.000 | 0.00 | 0.00 | 0.000 | 0.00 |
| | 540 | Ecole ménagère | 0.00 | 0.000 | 0.00 | 0.00 | 0.000 | 0.00 |
| | 570 | Ecole enfantine | 545.60 | 0.006 | 0.21 | 0.00 | 0.000 | 0.00 |
| | 580 | Contr. écologie, piscine, biblio ... | 62'747.10 | 0.639 | 24.53 | 8'717.10 | 0.089 | 3.41 |
| | 590 | Contribution pour instruction | 2'515'059.35 | 25.602 | 983.21 | 0.00 | 0.000 | 0.00 |
| 6 | | Action sociale | 2'057'807.65 | 20.948 | 804.46 | 272'139.00 | 2.770 | 106.39 |
| | 600 | Secours | 430'957.28 | 4.387 | 168.47 | 70'560.85 | 0.718 | 27.58 |
| | 610 | Service dentaire | 5'373.85 | 0.055 | 2.10 | 2'236.85 | 0.023 | 0.87 |
| | 620 | Autres institutions | 0.00 | 0.000 | 0.00 | 0.00 | 0.000 | 0.00 |
| | 630 | Foyers communaux | 4'748.43 | 0.048 | 1.86 | 0.00 | 0.000 | 0.00 |
| | 640 | Crèches, UAPE | 607'800.00 | 6.187 | 237.61 | 22'179.10 | 0.226 | 8.67 |
| | 650 | Répartition des charges | 196'696.09 | 2.002 | 76.89 | 171'359.20 | 1.744 | 66.99 |
| | 659 | AVS, off. logement, chômage etc | 804'390.50 | 8.188 | 314.46 | 5'803.00 | 0.059 | 2.27 |
| | 665 | Contr. institution publique | 7'841.50 | 0.080 | 3.07 | 0.00 | 0.000 | 0.00 |

| Saingnègier | | | Charges | en % | Fr./hab. | Produits | en% | Fr./hab. |
|-------------|-----|------------------------------|---------------------|---------------|-----------------|---------------------|---------------|-----------------|
| 7 | | Economie publique | 339'026.55 | 3.451 | 132.54 | 365'277.25 | 3.717 | 142.80 |
| | 700 | Foires, marchés | 72'064.10 | 0.734 | 28.17 | 112'599.00 | 1.146 | 44.02 |
| | 710 | Tourisme | 246'862.45 | 2.513 | 96.51 | 252'678.25 | 2.571 | 98.78 |
| | 720 | Agriculture | 832.00 | 0.008 | 0.33 | 0.00 | 0.000 | 0.00 |
| | 740 | Développement économique | 19'268.00 | 0.196 | 7.53 | 0.00 | 0.000 | 0.00 |
| 8 | | Finances | 2'131'779.32 | 21.701 | 833.38 | 816'108.91 | 8.305 | 319.04 |
| | 810 | Intérêts courts termes | 2.00 | 0.000 | 0.00 | 0.00 | 0.000 | 0.00 |
| | 811 | Intérêts longs termes | 354'875.22 | 3.612 | 138.73 | 13'718.35 | 0.140 | 5.36 |
| | 820 | Amortissements | 681'048.45 | 6.933 | 266.24 | 55'627.06 | 0.566 | 21.75 |
| | 825 | Charges d'immeubles | 123'641.75 | 1.259 | 48.34 | 1'665.75 | 0.017 | 0.65 |
| | 826 | Pâturages | 559'607.55 | 5.697 | 218.77 | 559'607.55 | 5.695 | 218.77 |
| | 830 | Subventions et contributions | 380'019.50 | 3.868 | 148.56 | 0.00 | 0.000 | 0.00 |
| | 840 | Intérêts actifs | 830.00 | 0.008 | 0.32 | 51'593.90 | 0.525 | 20.17 |
| | 850 | Rendement des immeubles | 31'754.85 | 0.323 | 12.41 | 133'896.30 | 1.363 | 52.34 |
| | 855 | Provisions, réserves, fonds | 0.00 | 0.000 | 0.00 | 0.00 | 0.000 | 0.00 |
| | 860 | Subventions | 0.00 | 0.000 | 0.00 | 0.00 | 0.000 | 0.00 |
| | 870 | Gains vente fortune | 0.00 | 0.000 | 0.00 | 0.00 | 0.000 | 0.00 |
| | 875 | Divers | 0.00 | 0.000 | 0.00 | 0.00 | 0.000 | 0.00 |
| 9 | | Imposition | 516'542.40 | 5.258 | 201.93 | 7'725'395.30 | 78.620 | 3'020.09 |
| | 910 | Impôts ordinaires | 54'004.80 | 0.550 | 21.11 | 6'367'185.60 | 64.798 | 2'489.13 |
| | 911 | Variation d'impôts | 152'737.55 | 1.555 | 59.71 | 300'248.40 | 3.056 | 117.38 |
| | 912 | Partage d'impôts | 295'908.25 | 3.012 | 115.68 | 480'957.05 | 4.895 | 188.02 |
| | 915 | Elimination d'impôts | 0.00 | 0.000 | 0.00 | 0.00 | 0.000 | 0.00 |
| | 920 | Autres impôts | 13'891.80 | 0.141 | 5.43 | 382'876.25 | 3.896 | 149.68 |
| | 940 | Fonds de péréquation | 0.00 | 0.000 | 0.00 | 194'128.00 | 1.976 | 75.89 |
| | | Totaux | 9'823'619.73 | 100.00 | 3'840.35 | 9'826'226.27 | 100.00 | 3'841.37 |
| | | Excédent de produits | 2'606.54 | | | | | |
| | | | 9'826'226.27 | | | 9'826'226.27 | | |

SAIGNELEGIER

INDICATEURS FINANCIERS 2013 – 2017

| | 2013 | 2014 | 2015 | 2016 | 2017 | Moyenne |
|---------------------------------------|------------|------------|------------|------------|------------|-------------------|
| Autofinancement (en fr.) | 186'286.21 | 876'475.95 | 500'598.63 | 266'430.00 | 690'664.00 | 504'090.96 |
| Degré d'autofinancement (%) | 42.55 | 254.95 | 114.54 | 120.73 | 609.67 | 228.49 |
| Capacité d'autofinancement (%) | 2.16 | 9.32 | 5.48 | 2.81 | 7.12 | 5.38 |



Une capacité d'autofinancement de :

- Moins de 10% est considéré comme mauvaise
- De 10% à 20% est considéré comme moyenne à bonne
- Plus de 20% est considéré comme très bonne

COURTETELLE

2'582 habitants

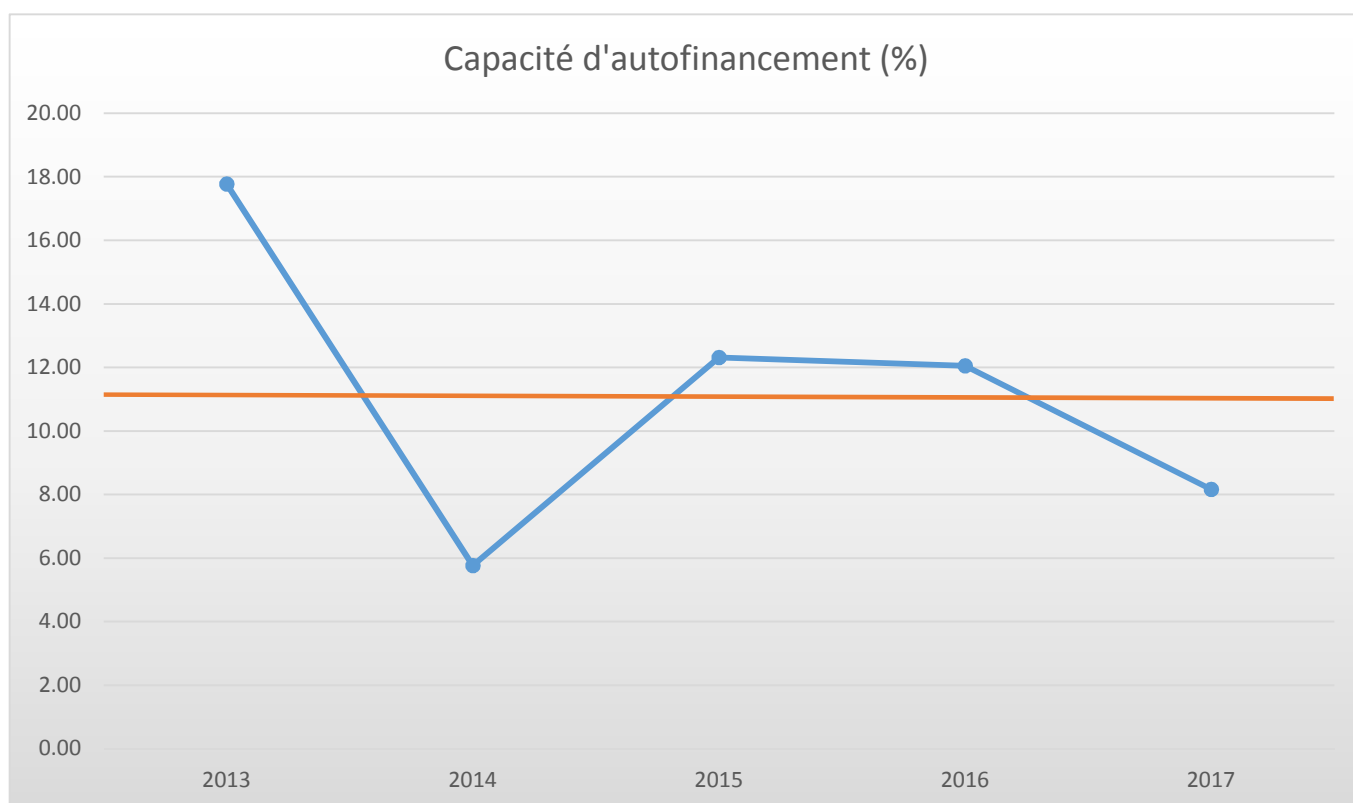
| Courtételle | | Charges | en % | Fr./hab. | Produits | en% | Fr./hab. |
|-------------|-------------------------------------|---------------------|---------------|-----------------|-------------------|---------------|---------------|
| 1 | Autorité | 1'106'893.77 | 12.390 | 428.70 | 503'584.30 | 5.624 | 195.04 |
| 100 | Communes, votations, élections | 3'854.30 | 0.043 | 1.49 | 0.00 | 0.000 | 0.00 |
| 110 | Conseil général/de Ville | 0.00 | 0.000 | 0.00 | 0.00 | 0.000 | 0.00 |
| 111 | Conseil communal | 102'112.30 | 1.143 | 39.55 | 0.00 | 0.000 | 0.00 |
| 112 | Commissions | 24'578.40 | 0.275 | 9.52 | 0.00 | 0.000 | 0.00 |
| 115 | Personnel administratif | 604'506.70 | 6.767 | 234.12 | 360'504.95 | 4.026 | 139.62 |
| 116 | Charges du personnel | 251'691.00 | 2.817 | 97.48 | 113'091.35 | 1.263 | 43.80 |
| 130 | Frais administratifs | 120'132.78 | 1.345 | 46.53 | 3'756.60 | 0.042 | 1.45 |
| 170 | Emoluments | 18.29 | 0.000 | 0.01 | 26'231.40 | 0.293 | 10.16 |
| 2 | Travaux publics | 447'385.00 | 5.008 | 173.27 | 178'725.20 | 1.996 | 69.22 |
| 200 | Entretien des routes | 208'551.20 | 2.334 | 80.77 | 3'134.50 | 0.035 | 1.21 |
| 201 | Ouvrages collectifs | 0.00 | 0.000 | 0.00 | 0.00 | 0.000 | 0.00 |
| 205 | Eclairage public | 86'589.75 | 0.969 | 33.54 | 97'206.00 | 1.085 | 37.65 |
| 206 | Horloge public | 0.00 | 0.000 | 0.00 | 0.00 | 0.000 | 0.00 |
| 210 | Cours d'eau | 43'976.35 | 0.492 | 17.03 | 43'976.35 | 0.491 | 17.03 |
| 230 | Cadastre | 34'408.35 | 0.385 | 13.33 | 34'408.35 | 0.384 | 13.33 |
| 240 | Aménagement du territoire | 73'859.35 | 0.827 | 28.61 | 0.00 | 0.000 | 0.00 |
| 3 | Affaire juridique, police | 33'350.50 | 0.373 | 12.92 | 14'670.05 | 0.164 | 5.68 |
| 310 | Police communale | 18'439.95 | 0.206 | 7.14 | 0.00 | 0.000 | 0.00 |
| 330 | Cantonnement | 240.00 | 0.003 | 0.09 | 0.00 | 0.000 | 0.00 |
| 340 | Protection civil | 14'670.55 | 0.164 | 5.68 | 14'670.05 | 0.164 | 5.68 |
| 4 | Hygiène publique | 254.40 | 0.003 | 0.10 | 0.00 | 0.000 | 0.00 |
| 400 | Police des denrées | 254.40 | 0.003 | 0.10 | 0.00 | 0.000 | 0.00 |
| 410 | Police sanitaire | 0.00 | 0.000 | 0.00 | 0.00 | 0.000 | 0.00 |
| 415 | Arrondissement de sépulture | 0.00 | 0.000 | 0.00 | 0.00 | 0.000 | 0.00 |
| 5 | Instruction | 3'422'122.60 | 38.306 | 1'325.38 | 67'337.15 | 0.752 | 26.08 |
| 510 | Service de l'école/école primaire | 100'438.30 | 1.124 | 38.90 | 13'095.60 | 0.146 | 5.07 |
| 511 | Transport scolaire | 0.00 | 0.000 | 0.00 | 0.00 | 0.000 | 0.00 |
| 512 | Places de jeu/Halles de gym | 439'196.95 | 4.916 | 170.10 | 52'630.50 | 0.588 | 20.38 |
| 520 | Ecole secondaire | 254'351.90 | 2.847 | 98.51 | 0.00 | 0.000 | 0.00 |
| 530 | Colonie de vacances | 0.00 | 0.000 | 0.00 | 0.00 | 0.000 | 0.00 |
| 540 | Ecole ménagère | 12'579.80 | 0.141 | 4.87 | 0.00 | 0.000 | 0.00 |
| 570 | Ecole enfantine | 52'337.85 | 0.586 | 20.27 | 1'500.00 | 0.017 | 0.58 |
| 580 | Contr. écolage, piscine, biblio ... | 58'986.50 | 0.660 | 22.85 | 111.05 | 0.001 | 0.04 |
| 590 | Contribution pour instruction | 2'504'231.30 | 28.031 | 969.88 | 0.00 | 0.000 | 0.00 |
| 6 | Action sociale | 2'518'168.50 | 28.187 | 975.28 | 927'279.90 | 10.355 | 359.13 |
| 600 | Secours | 567'396.40 | 6.351 | 219.75 | 111'226.85 | 1.242 | 43.08 |
| 610 | Service dentaire | 8'215.15 | 0.092 | 3.18 | 0.00 | 0.000 | 0.00 |
| 620 | Autres institutions | 0.00 | 0.000 | 0.00 | 0.00 | 0.000 | 0.00 |
| 630 | Foyers communaux | 146'904.25 | 1.644 | 56.90 | 131'746.45 | 1.471 | 51.02 |
| 640 | Crèches, UAPE | 1'024'230.50 | 11.465 | 396.68 | 0.00 | 0.000 | 0.00 |
| 650 | Répartition des charges | 0.00 | 0.000 | 0.00 | 593'802.60 | 6.631 | 229.98 |
| 659 | AVS, off. logement, chômage etc | 770'149.20 | 8.621 | 298.28 | 90'504.00 | 1.011 | 35.05 |
| 665 | Contr. institution publique | 1'273.00 | 0.014 | 0.49 | 0.00 | 0.000 | 0.00 |

| Courtételle | | | Charges | en % | Fr./hab. | Produits | en% | Fr./hab. |
|-------------|-----|------------------------------|---------------------|---------------|-----------------|---------------------|---------------|-----------------|
| 7 | | Economie publique | 80'065.85 | 0.896 | 31.01 | 5'474.40 | 0.061 | 2.12 |
| | 700 | Foires, marchés | 23'967.35 | 0.268 | 9.28 | 4'224.90 | 0.047 | 1.64 |
| | 710 | Tourisme | 52'738.00 | 0.590 | 20.43 | 0.00 | 0.000 | 0.00 |
| | 720 | Agriculture | 3'360.50 | 0.038 | 1.30 | 1'249.50 | 0.014 | 0.48 |
| | 740 | Développement économique | 0.00 | 0.000 | 0.00 | 0.00 | 0.000 | 0.00 |
| 8 | | Finances | 757'143.75 | 8.475 | 293.24 | 178'480.74 | 1.993 | 69.12 |
| | 810 | Intérêts courts termes | 387.05 | 0.004 | 0.15 | 0.00 | 0.000 | 0.00 |
| | 811 | Intérêts longs termes | 80'351.65 | 0.899 | 31.12 | 0.00 | 0.000 | 0.00 |
| | 820 | Amortissements | 592'111.25 | 6.628 | 229.32 | 7'729.45 | 0.086 | 2.99 |
| | 825 | Charges d'immeubles | 76'611.20 | 0.858 | 29.67 | 4'515.30 | 0.050 | 1.75 |
| | 826 | Pâturages | 0.00 | 0.000 | 0.00 | 0.00 | 0.000 | 0.00 |
| | 830 | Subventions et contributions | 0.00 | 0.000 | 0.00 | 9'000.00 | 0.101 | 3.49 |
| | 840 | Intérêts actifs | 1'733.30 | 0.019 | 0.67 | 52'803.99 | 0.590 | 20.45 |
| | 850 | Rendement des immeubles | 0.00 | 0.000 | 0.00 | 104'432.00 | 1.166 | 40.45 |
| | 855 | Provisions, réserves, fonds | 5'949.30 | 0.067 | 2.30 | 0.00 | 0.000 | 0.00 |
| | 860 | Subventions | 0.00 | 0.000 | 0.00 | 0.00 | 0.000 | 0.00 |
| | 870 | Gains vente fortune | 0.00 | 0.000 | 0.00 | 0.00 | 0.000 | 0.00 |
| | 875 | Divers | 0.00 | 0.000 | 0.00 | 0.00 | 0.000 | 0.00 |
| 9 | | Imposition | 568'303.75 | 6.361 | 220.10 | 7'079'445.40 | 79.056 | 2'741.85 |
| | 910 | Impôts ordinaires | 0.00 | 0.000 | 0.00 | 6'422'406.85 | 71.719 | 2'487.38 |
| | 911 | Variation d'impôts | 168'692.10 | 1.888 | 65.33 | 249'105.10 | 2.782 | 96.48 |
| | 912 | Partage d'impôts | 137'830.60 | 1.543 | 53.38 | 89'453.30 | 0.999 | 34.64 |
| | 915 | Elimination d'impôts | 38'930.05 | 0.436 | 15.08 | 0.00 | 0.000 | 0.00 |
| | 920 | Autres impôts | 0.00 | 0.000 | 0.00 | 318'480.15 | 3.556 | 123.35 |
| | 940 | Fonds de péréquation | 222'851.00 | 2.495 | 86.31 | 0.00 | 0.000 | 0.00 |
| | | Totaux | 8'933'688.12 | 100.00 | 3'459.99 | 8'954'997.14 | 100.00 | 3'468.24 |
| | | Excédent de produits | 21'309.02 | | | | | |
| | | | 8'954'997.14 | | | 8'954'997.14 | | |

COURTETELLE

INDICATEURS FINANCIERS 2013 – 2017

| | 2013 | 2014 | 2015 | 2016 | 2017 | Moyenne |
|---------------------------------------|--------------|------------|--------------|--------------|------------|-------------------|
| Autofinancement (en fr.) | 1'509'678.80 | 456'984.39 | 1'079'244.95 | 1'060'722.95 | 697'284.84 | 960'783.19 |
| Degré d'autofinancement (%) | 95.93 | 46.52 | 100.00 | 76.96 | 96.95 | 83.27 |
| Capacité d'autofinancement (%) | 17.77 | 5.76 | 12.31 | 12.05 | 8.16 | 11.21 |



Une capacité d'autofinancement de :

- Moins de 10% est considéré comme mauvaise
- De 10% à 20% est considéré comme moyenne à bonne
- Plus de 20% est considéré comme très bonne

VAL TERBI

2'698 habitants

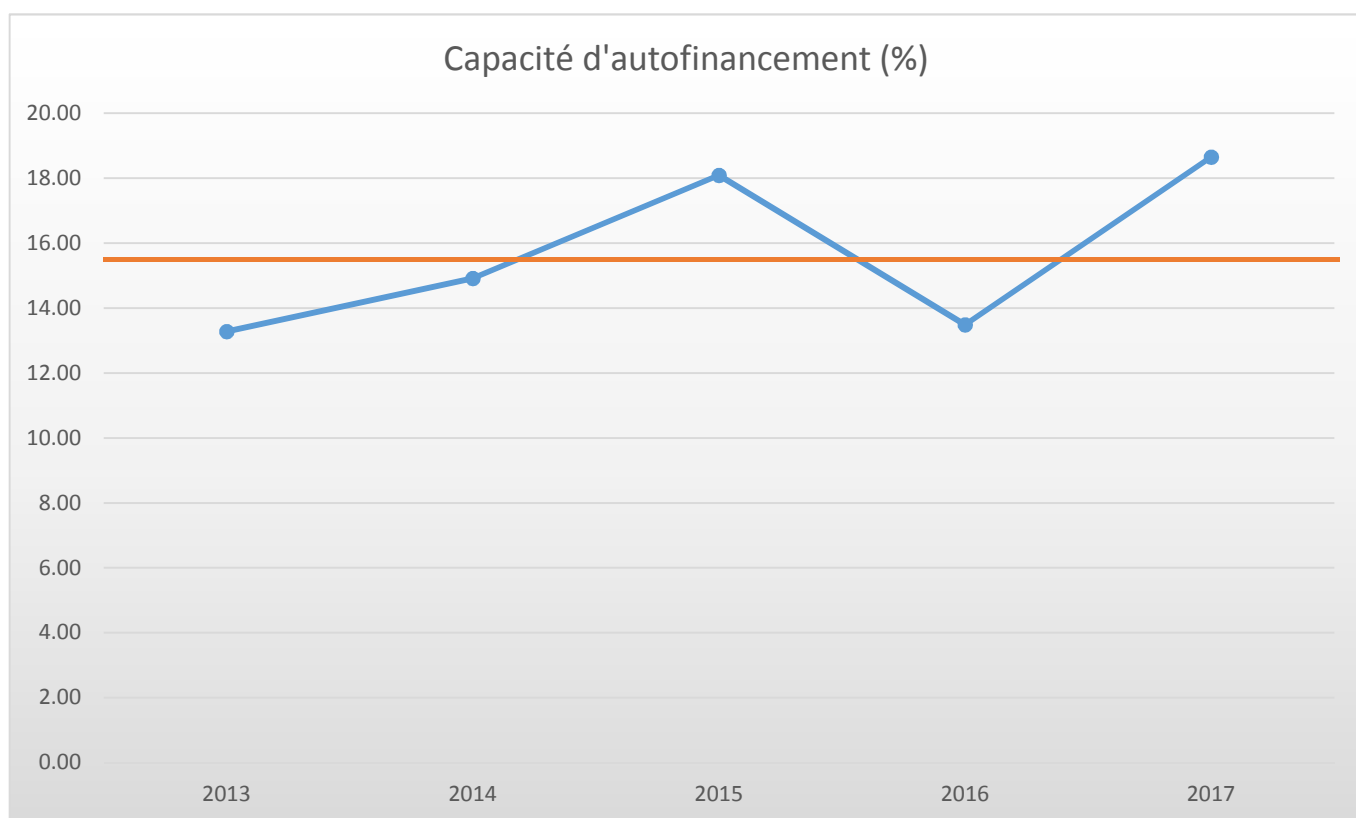
| Val Terbi | | | Charges | en % | Fr./hab. | Produits | en% | Fr./hab. |
|-----------|-----|--------------------------------------|---------------------|---------------|-----------------|-------------------|--------------|---------------|
| 1 | | Autorité | 1'067'417.29 | 11.436 | 395.63 | 268'570.40 | 2.853 | 99.54 |
| | 100 | Communes, votations, élections | 13'729.15 | 0.147 | 5.09 | 0.00 | 0.000 | 0.00 |
| | 110 | Conseil général/de Ville | 6'578.00 | 0.070 | 2.44 | 0.00 | 0.000 | 0.00 |
| | 111 | Conseil communal | 100'101.90 | 1.072 | 37.10 | 6'155.30 | 0.065 | 2.28 |
| | 112 | Commissions | 22'585.60 | 0.242 | 8.37 | 0.00 | 0.000 | 0.00 |
| | 115 | Personnel administratif | 480'540.70 | 5.148 | 178.11 | 70'260.00 | 0.746 | 26.04 |
| | 116 | Charges du personnel | 232'617.50 | 2.492 | 86.22 | 125'644.95 | 1.335 | 46.57 |
| | 130 | Frais administratifs | 211'264.44 | 2.263 | 78.30 | 21'528.35 | 0.229 | 7.98 |
| | 170 | Emoluments | 0.00 | 0.000 | 0.00 | 44'981.80 | 0.478 | 16.67 |
| 2 | | Travaux publics | 423'362.70 | 4.536 | 156.92 | 694'885.85 | 7.381 | 257.56 |
| | 200 | Entretien des routes | 184'890.65 | 1.981 | 68.53 | 85'572.00 | 0.909 | 31.72 |
| | 201 | Ouvrages collectifs | 0.00 | 0.000 | 0.00 | 0.00 | 0.000 | 0.00 |
| | 205 | Eclairage public | 87'455.60 | 0.937 | 32.41 | 113'953.15 | 1.210 | 42.24 |
| | 206 | Horloge public | 3'375.00 | 0.036 | 1.25 | 0.00 | 0.000 | 0.00 |
| | 210 | Cours d'eau | 115'843.75 | 1.241 | 42.94 | 401'359.40 | 4.263 | 148.76 |
| | 230 | Cadastre | 16'197.35 | 0.174 | 6.00 | 94'001.30 | 0.998 | 34.84 |
| | 240 | Aménagement du territoire | 15'600.35 | 0.167 | 5.78 | 0.00 | 0.000 | 0.00 |
| 3 | | Affaire juridique, police | 37'174.40 | 0.398 | 13.78 | 15'899.85 | 0.169 | 5.89 |
| | 310 | Police communale | 0.00 | 0.000 | 0.00 | 0.00 | 0.000 | 0.00 |
| | 330 | Cantonnement | 900.00 | 0.010 | 0.33 | 0.00 | 0.000 | 0.00 |
| | 340 | Protection civil | 36'274.40 | 0.389 | 13.44 | 15'899.85 | 0.169 | 5.89 |
| 4 | | Hygiène publique | 0.00 | 0.000 | 0.00 | 0.00 | 0.000 | 0.00 |
| | 400 | Police des denrées | 0.00 | 0.000 | 0.00 | 0.00 | 0.000 | 0.00 |
| | 410 | Police sanitaire | 0.00 | 0.000 | 0.00 | 0.00 | 0.000 | 0.00 |
| | 415 | Arrondissement de sépulture | 0.00 | 0.000 | 0.00 | 0.00 | 0.000 | 0.00 |
| 5 | | Instruction | 3'507'280.18 | 37.575 | 1'299.96 | 282'879.86 | 3.005 | 104.85 |
| | 510 | Service de l'école/école primaire | 99'664.63 | 1.068 | 36.94 | 28'986.95 | 0.308 | 10.74 |
| | 511 | Transport scolaire | 67'303.85 | 0.721 | 24.95 | 67'303.45 | 0.715 | 24.95 |
| | 512 | Places de jeu/Halles de gym | 374'079.90 | 4.008 | 138.65 | 85'360.96 | 0.907 | 31.64 |
| | 520 | Ecole secondaire | 338'407.50 | 3.626 | 125.43 | 83'606.50 | 0.888 | 30.99 |
| | 530 | Colonie de vacances | 0.00 | 0.000 | 0.00 | 0.00 | 0.000 | 0.00 |
| | 540 | Ecole ménagère | 21'339.25 | 0.229 | 7.91 | 17'622.00 | 0.187 | 6.53 |
| | 570 | Ecole enfantine | 300.95 | 0.003 | 0.11 | 0.00 | 0.000 | 0.00 |
| | 580 | Contr. écologie, piscine, biblio ... | 91'113.70 | 0.976 | 33.77 | 0.00 | 0.000 | 0.00 |
| | 590 | Contribution pour instruction | 2'515'070.40 | 26.945 | 932.20 | 0.00 | 0.000 | 0.00 |
| 6 | | Action sociale | 1'842'529.14 | 19.740 | 682.92 | 159'136.20 | 1.690 | 58.98 |
| | 600 | Secours | 290'123.85 | 3.108 | 107.53 | 0.00 | 0.000 | 0.00 |
| | 610 | Service dentaire | 12'479.85 | 0.134 | 4.63 | 0.00 | 0.000 | 0.00 |
| | 620 | Autres institutions | 9'044.50 | 0.097 | 3.35 | 2'126.30 | 0.023 | 0.79 |
| | 630 | Foyers communaux | 0.00 | 0.000 | 0.00 | 0.00 | 0.000 | 0.00 |
| | 640 | Crèches, UAPE | 0.00 | 0.000 | 0.00 | 0.00 | 0.000 | 0.00 |
| | 650 | Répartition des charges | 674'367.44 | 7.225 | 249.95 | 136'055.90 | 1.445 | 50.43 |
| | 659 | AVS, off. logement, chômage etc | 816'013.50 | 8.742 | 302.45 | 5'954.00 | 0.063 | 2.21 |
| | 665 | Contr. institution publique | 40'500.00 | 0.434 | 15.01 | 15'000.00 | 0.159 | 5.56 |

| Val Terbi | | | Charges | en % | Fr./hab. | Produits | en% | Fr./hab. |
|-----------|-----|------------------------------|---------------------|---------------|-----------------|---------------------|---------------|-----------------|
| 7 | | Economie publique | 77'013.00 | 0.825 | 28.54 | 1'898.45 | 0.020 | 0.70 |
| | 700 | Foires, marchés | 0.00 | 0.000 | 0.00 | 0.00 | 0.000 | 0.00 |
| | 710 | Tourisme | 75'140.75 | 0.805 | 27.85 | 1'898.45 | 0.020 | 0.70 |
| | 720 | Agriculture | 1'872.25 | 0.020 | 0.69 | 0.00 | 0.000 | 0.00 |
| | 740 | Développement économique | 0.00 | 0.000 | 0.00 | 0.00 | 0.000 | 0.00 |
| 8 | | Finances | 2'070'677.15 | 22.184 | 767.49 | 234'195.70 | 2.488 | 86.80 |
| | 810 | Intérêts courts termes | 2'069.55 | 0.022 | 0.77 | 1'715.30 | 0.018 | 0.64 |
| | 811 | Intérêts longs termes | 245'735.70 | 2.633 | 91.08 | 0.00 | 0.000 | 0.00 |
| | 820 | Amortissements | 1'753'472.50 | 18.786 | 649.92 | 9'555.90 | 0.102 | 3.54 |
| | 825 | Charges d'immeubles | 69'354.65 | 0.743 | 25.71 | 9'115.25 | 0.097 | 3.38 |
| | 826 | Pâturages | 0.00 | 0.000 | 0.00 | 0.00 | 0.000 | 0.00 |
| | 830 | Subventions et contributions | 0.00 | 0.000 | 0.00 | 0.00 | 0.000 | 0.00 |
| | 840 | Intérêts actifs | 44.75 | 0.000 | 0.02 | 64'167.80 | 0.682 | 23.78 |
| | 850 | Rendement des immeubles | 0.00 | 0.000 | 0.00 | 149'641.45 | 1.590 | 55.46 |
| | 855 | Provisions, réserves, fonds | 0.00 | 0.000 | 0.00 | 0.00 | 0.000 | 0.00 |
| | 860 | Subventions | 0.00 | 0.000 | 0.00 | 0.00 | 0.000 | 0.00 |
| | 870 | Gains vente fortune | 0.00 | 0.000 | 0.00 | 0.00 | 0.000 | 0.00 |
| | 875 | Divers | 0.00 | 0.000 | 0.00 | 0.00 | 0.000 | 0.00 |
| 9 | | Imposition | 308'518.40 | 3.305 | 114.35 | 7'756'866.90 | 82.394 | 2'875.04 |
| | 910 | Impôts ordinaires | 0.00 | 0.000 | 0.00 | 5'980'864.65 | 63.529 | 2'216.78 |
| | 911 | Variation d'impôts | 197'514.35 | 2.116 | 73.21 | 422'865.55 | 4.492 | 156.73 |
| | 912 | Partage d'impôts | 14'126.85 | 0.151 | 5.24 | 24'437.25 | 0.260 | 9.06 |
| | 915 | Elimination d'impôts | 91'399.20 | 0.979 | 33.88 | 0.00 | 0.000 | 0.00 |
| | 920 | Autres impôts | 5'478.00 | 0.059 | 2.03 | 359'181.45 | 3.815 | 133.13 |
| | 940 | Fonds de péréquation | 0.00 | 0.000 | 0.00 | 969'518.00 | 10.298 | 359.35 |
| | | Totaux | 9'333'972.26 | 100.00 | 3'459.59 | 9'414'333.21 | 100.00 | 3'489.37 |
| | | Excédent de produits | 80'360.95 | | | | | |
| | | | 9'414'333.21 | | | 9'414'333.21 | | |

VAL TERBI

INDICATEURS FINANCIERS 2013 - 2017

| | 2013 | 2014 | 2015 | 2016 | 2017 | Moyenne |
|---------------------------------------|-----------|--------------|--------------|--------------|--------------|---------------------|
| Autofinancement (en fr.) | 37'643.00 | 1'206'296.04 | 1'585'520.50 | 1'119'310.84 | 1'650'694.25 | 1'119'892.93 |
| Degré d'autofinancement (%) | 0.00 | 208.90 | -1'409.26 | 55.75 | 48.57 | -219.21 |
| Capacité d'autofinancement (%) | 13.28 | 14.92 | 18.09 | 13.49 | 18.65 | 15.69 |



Une capacité d'autofinancement de :

- Moins de 10% est considéré comme mauvaise
- De 10% à 20% est considéré comme moyenne à bonne
- Plus de 20% est considéré comme très bonne

COURRENDLIN

2'995 habitants

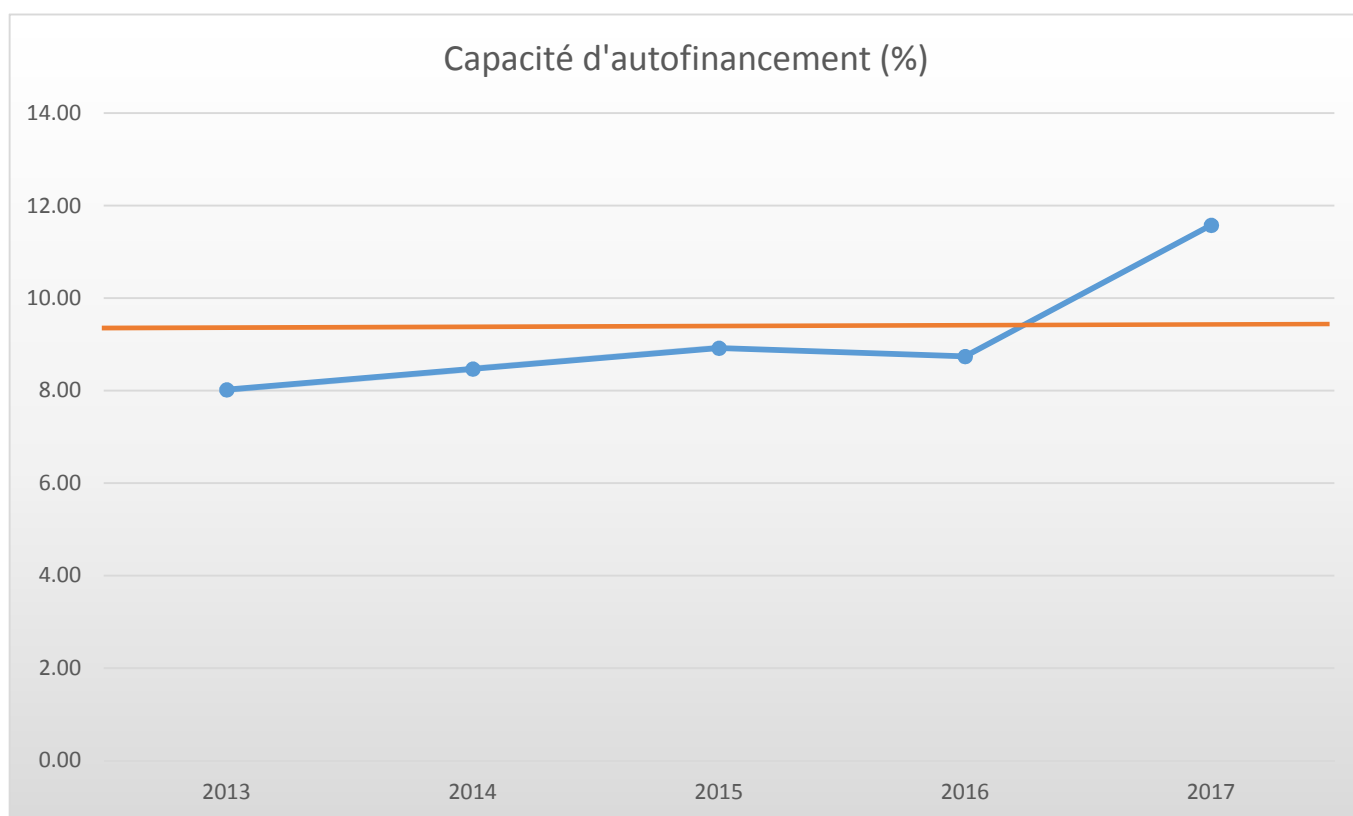
| Courrendlin | | | Charges | en % | Fr./hab. | Produits | en% | Fr./hab. |
|-------------|-----|--------------------------------------|---------------------|---------------|-----------------|---------------------|---------------|---------------|
| 1 | | Autorité | 1'079'215.51 | 9.406 | 360.34 | 228'452.15 | 1.971 | 76.28 |
| | 100 | Communes, votations, élections | 9'599.90 | 0.084 | 3.21 | 0.00 | 0.000 | 0.00 |
| | 110 | Conseil général/de Ville | 0.00 | 0.000 | 0.00 | 0.00 | 0.000 | 0.00 |
| | 111 | Conseil communal | 88'483.20 | 0.771 | 29.54 | 0.00 | 0.000 | 0.00 |
| | 112 | Commissions | 7'600.00 | 0.066 | 2.54 | 0.00 | 0.000 | 0.00 |
| | 115 | Personnel administratif | 432'167.90 | 3.766 | 144.30 | 0.00 | 0.000 | 0.00 |
| | 116 | Charges du personnel | 290'460.40 | 2.531 | 96.98 | 146'621.80 | 1.265 | 48.96 |
| | 130 | Frais administratifs | 250'904.11 | 2.187 | 83.77 | 50'245.80 | 0.434 | 16.78 |
| | 170 | Emoluments | 0.00 | 0.000 | 0.00 | 31'584.55 | 0.273 | 10.55 |
| 2 | | Travaux publics | 621'598.69 | 5.417 | 207.55 | 265'827.15 | 2.294 | 88.76 |
| | 200 | Entretien des routes | 409'584.79 | 3.570 | 136.76 | 75'288.90 | 0.650 | 25.14 |
| | 201 | Ouvrages collectifs | 25'903.70 | 0.226 | 8.65 | 25'903.70 | 0.223 | 8.65 |
| | 205 | Eclairage public | 99'327.05 | 0.866 | 33.16 | 101'042.00 | 0.872 | 33.74 |
| | 206 | Horloge public | 0.00 | 0.000 | 0.00 | 0.00 | 0.000 | 0.00 |
| | 210 | Cours d'eau | 0.00 | 0.000 | 0.00 | 0.00 | 0.000 | 0.00 |
| | 230 | Cadastre | 63'592.55 | 0.554 | 21.23 | 63'592.55 | 0.549 | 21.23 |
| | 240 | Aménagement du territoire | 23'190.60 | 0.202 | 7.74 | 0.00 | 0.000 | 0.00 |
| 3 | | Affaire juridique, police | 45'610.85 | 0.398 | 15.23 | 18'065.55 | 0.156 | 6.03 |
| | 310 | Police communale | 24'749.00 | 0.216 | 8.26 | 510.00 | 0.004 | 0.17 |
| | 330 | Cantonnement | 0.00 | 0.000 | 0.00 | 0.00 | 0.000 | 0.00 |
| | 340 | Protection civil | 20'861.85 | 0.182 | 6.97 | 17'555.55 | 0.151 | 5.86 |
| 4 | | Hygiène publique | 23'580.70 | 0.206 | 7.87 | 7'000.00 | 0.060 | 2.34 |
| | 400 | Police des denrées | 356.70 | 0.003 | 0.12 | 0.00 | 0.000 | 0.00 |
| | 410 | Police sanitaire | 0.00 | 0.000 | 0.00 | 0.00 | 0.000 | 0.00 |
| | 415 | Arrondissement de sépulture | 23'224.00 | 0.202 | 7.75 | 7'000.00 | 0.060 | 2.34 |
| 5 | | Instruction | 4'032'046.54 | 35.140 | 1'346.26 | 520'232.25 | 4.488 | 173.70 |
| | 510 | Service de l'école/école primaire | 187'895.99 | 1.638 | 62.74 | 54'869.85 | 0.473 | 18.32 |
| | 511 | Transport scolaire | 0.00 | 0.000 | 0.00 | 0.00 | 0.000 | 0.00 |
| | 512 | Places de jeu/Halles de gym | 804'468.25 | 7.011 | 268.60 | 463'155.90 | 3.996 | 154.64 |
| | 520 | Ecole secondaire | 173'014.20 | 1.508 | 57.77 | 0.00 | 0.000 | 0.00 |
| | 530 | Colonie de vacances | 0.00 | 0.000 | 0.00 | 0.00 | 0.000 | 0.00 |
| | 540 | Ecole ménagère | 0.00 | 0.000 | 0.00 | 0.00 | 0.000 | 0.00 |
| | 570 | Ecole enfantine | 11'458.40 | 0.100 | 3.83 | 2'206.50 | 0.019 | 0.74 |
| | 580 | Contr. écologie, piscine, biblio ... | 82'245.95 | 0.717 | 27.46 | 0.00 | 0.000 | 0.00 |
| | 590 | Contribution pour instruction | 2'772'963.75 | 24.167 | 925.86 | 0.00 | 0.000 | 0.00 |
| 6 | | Action sociale | 3'531'227.50 | 30.776 | 1'179.04 | 1'899'962.60 | 16.392 | 634.38 |
| | 600 | Secours | 1'423'959.85 | 12.410 | 475.45 | 0.00 | 0.000 | 0.00 |
| | 610 | Service dentaire | 9'878.75 | 0.086 | 3.30 | 0.00 | 0.000 | 0.00 |
| | 620 | Autres institutions | 1'440.50 | 0.013 | 0.48 | 0.00 | 0.000 | 0.00 |
| | 630 | Foyers communaux | 11'637.25 | 0.101 | 3.89 | 0.00 | 0.000 | 0.00 |
| | 640 | Crèches, UAPE | 1'222'877.30 | 10.658 | 408.31 | 433'497.40 | 3.740 | 144.74 |
| | 650 | Répartition des charges | 0.00 | 0.000 | 0.00 | 1'459'711.60 | 12.594 | 487.38 |
| | 659 | AVS, off. logement, chômage etc | 858'383.85 | 7.481 | 286.61 | 6'753.60 | 0.058 | 2.25 |
| | 665 | Contr. institution publique | 3'050.00 | 0.027 | 1.02 | 0.00 | 0.000 | 0.00 |

| Courrendlin | | | Charges | en % | Fr./hab. | Produits | en% | Fr./hab. |
|-------------|-----|------------------------------|----------------------|---------------|-----------------|----------------------|---------------|-----------------|
| 7 | | Economie publique | 69'847.95 | 0.609 | 23.32 | 54.00 | 0.000 | 0.02 |
| | 700 | Foires, marchés | 0.00 | 0.000 | 0.00 | 0.00 | 0.000 | 0.00 |
| | 710 | Tourisme | 68'795.95 | 0.600 | 22.97 | 54.00 | 0.000 | 0.02 |
| | 720 | Agriculture | 1'052.00 | 0.009 | 0.35 | 0.00 | 0.000 | 0.00 |
| | 740 | Développement économique | 0.00 | 0.000 | 0.00 | 0.00 | 0.000 | 0.00 |
| 8 | | Finances | 1'612'022.30 | 14.049 | 538.24 | 470'101.85 | 4.056 | 156.96 |
| | 810 | Intérêts courts termes | 2'781.45 | 0.024 | 0.93 | 0.00 | 0.000 | 0.00 |
| | 811 | Intérêts longs termes | 342'726.45 | 2.987 | 114.43 | 0.00 | 0.000 | 0.00 |
| | 820 | Amortissements | 933'319.40 | 8.134 | 311.63 | 103.05 | 0.001 | 0.03 |
| | 825 | Charges d'immeubles | 255'692.65 | 2.228 | 85.37 | 0.00 | 0.000 | 0.00 |
| | 826 | Pâturages | 0.00 | 0.000 | 0.00 | 0.00 | 0.000 | 0.00 |
| | 830 | Subventions et contributions | 0.00 | 0.000 | 0.00 | 0.00 | 0.000 | 0.00 |
| | 840 | Intérêts actifs | 1'726.70 | 0.015 | 0.58 | 86'110.80 | 0.743 | 28.75 |
| | 850 | Rendement des immeubles | 0.00 | 0.000 | 0.00 | 308'112.35 | 2.658 | 102.88 |
| | 855 | Provisions, réserves, fonds | 0.00 | 0.000 | 0.00 | 0.00 | 0.000 | 0.00 |
| | 860 | Subventions | 0.00 | 0.000 | 0.00 | 0.00 | 0.000 | 0.00 |
| | 870 | Gains vente fortune | 0.00 | 0.000 | 0.00 | 0.00 | 0.000 | 0.00 |
| | 875 | Divers | 75'775.65 | 0.660 | 25.30 | 75'775.65 | 0.654 | 25.30 |
| 9 | | Imposition | 458'991.90 | 4.000 | 153.25 | 8'180'757.90 | 70.582 | 2'731.47 |
| | 910 | Impôts ordinaires | 0.00 | 0.000 | 0.00 | 6'124'725.55 | 52.843 | 2'044.98 |
| | 911 | Variation d'impôts | 12'010.90 | 0.105 | 4.01 | 310'060.80 | 2.675 | 103.53 |
| | 912 | Partage d'impôts | 210'619.00 | 1.836 | 70.32 | 229'731.15 | 1.982 | 76.70 |
| | 915 | Elimination d'impôts | 111'131.00 | 0.969 | 37.11 | 0.00 | 0.000 | 0.00 |
| | 920 | Autres impôts | 9'633.00 | 0.084 | 3.22 | 756'484.40 | 6.527 | 252.58 |
| | 940 | Fonds de péréquation | 115'598.00 | 1.007 | 38.60 | 759'756.00 | 6.555 | 253.67 |
| | | Totaux | 11'474'141.94 | 100.00 | 3'831.10 | 11'590'453.45 | 100.00 | 3'869.93 |
| | | Excédent de produits | 116'311.51 | | | | | |
| | | | 11'590'453.45 | | | 11'590'453.45 | | |

COURRENDLIN

INDICATEURS FINANCIERS 2013 – 2017

| | 2013 | 2014 | 2015 | 2016 | 2017 | Moyenne |
|---------------------------------------|------------|------------|------------|------------|--------------|-------------------|
| Autofinancement (en fr.) | 765'193.00 | 842'886.00 | 936'391.00 | 915'444.00 | 1'290'628.00 | 950'108.40 |
| Degré d'autofinancement (%) | 98.92 | 226.18 | 558.42 | 194.76 | 86.73 | 233.00 |
| Capacité d'autofinancement (%) | 8.02 | 8.47 | 8.92 | 8.74 | 11.58 | 9.15 |



Une capacité d'autofinancement de :

- Moins de 10% est considéré comme mauvaise
- De 10% à 20% est considéré comme moyenne à bonne
- Plus de 20% est considéré comme très bonne

COURROUX
3'265 habitants

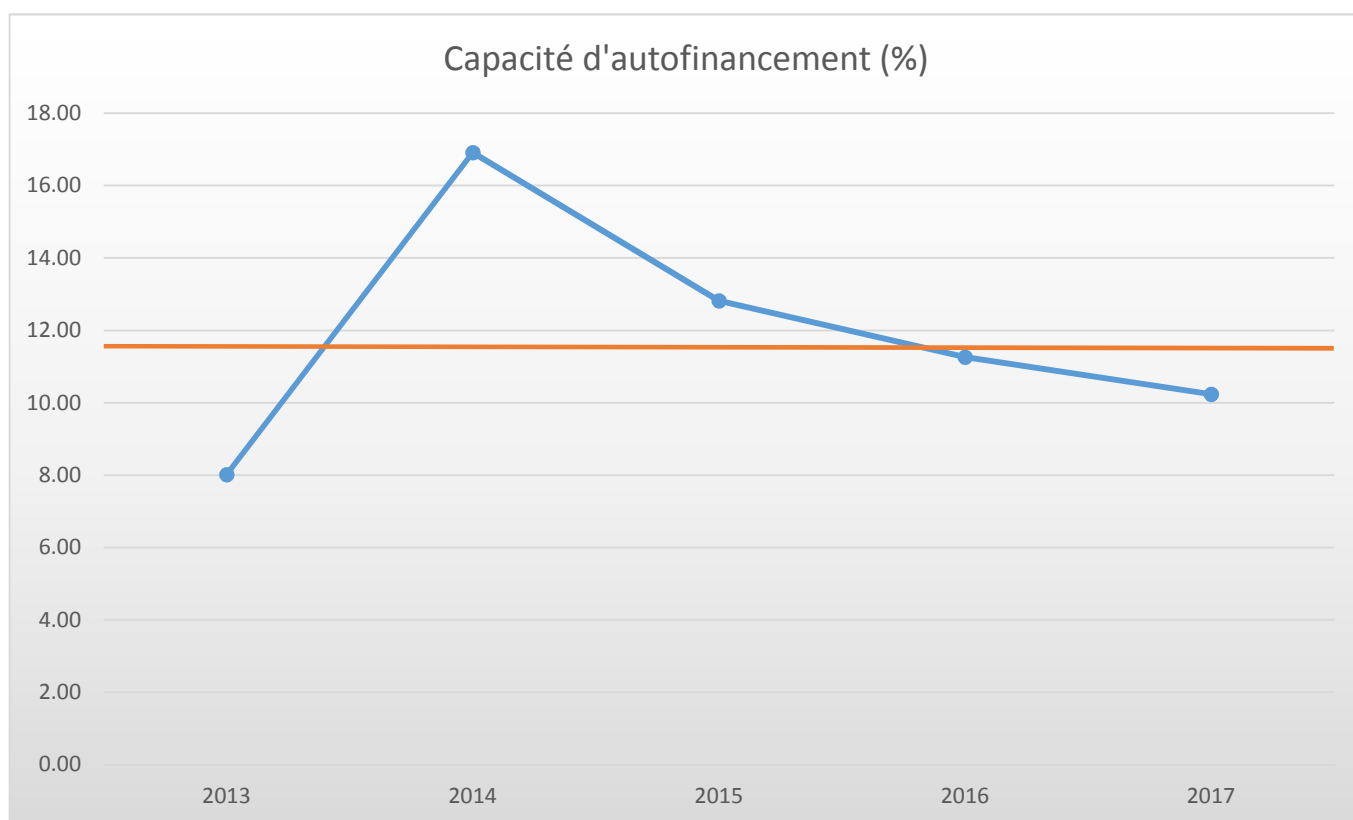
| Courroux | | Charges | en % | Fr./hab. | Produits | en% | Fr./hab. |
|----------|--------------------------------------|---------------------|---------------|-----------------|---------------------|---------------|---------------|
| 1 | Autorité | 931'762.89 | 8.058 | 285.38 | 216'327.00 | 1.837 | 66.26 |
| 100 | Communes, votations, élections | 11'230.75 | 0.097 | 3.44 | 0.00 | 0.000 | 0.00 |
| 110 | Conseil général/de Ville | 0.00 | 0.000 | 0.00 | 0.00 | 0.000 | 0.00 |
| 111 | Conseil communal | 140'228.55 | 1.213 | 42.95 | 12'000.00 | 0.102 | 3.68 |
| 112 | Commissions | 8'341.60 | 0.072 | 2.55 | 0.00 | 0.000 | 0.00 |
| 115 | Personnel administratif | 430'665.70 | 3.725 | 131.90 | 96'050.65 | 0.816 | 29.42 |
| 116 | Charges du personnel | 204'263.40 | 1.767 | 62.56 | 94'222.50 | 0.800 | 28.86 |
| 130 | Frais administratifs | 137'032.89 | 1.185 | 41.97 | 3'311.35 | 0.028 | 1.01 |
| 170 | Emoluments | 0.00 | 0.000 | 0.00 | 10'742.50 | 0.091 | 3.29 |
| 2 | Travaux publics | 594'173.85 | 5.139 | 181.98 | 387'422.65 | 3.290 | 118.66 |
| 200 | Entretien des routes | 453'040.60 | 3.918 | 138.76 | 173'670.60 | 1.475 | 53.19 |
| 201 | Ouvrages collectifs | 0.00 | 0.000 | 0.00 | 0.00 | 0.000 | 0.00 |
| 205 | Eclairage public | 75'531.45 | 0.653 | 23.13 | 121'220.30 | 1.029 | 37.13 |
| 206 | Horloge public | 0.00 | 0.000 | 0.00 | 0.00 | 0.000 | 0.00 |
| 210 | Cours d'eau | 4'952.75 | 0.043 | 1.52 | 4'952.75 | 0.042 | 1.52 |
| 230 | Cadastre | 22'426.75 | 0.194 | 6.87 | 79'245.75 | 0.673 | 24.27 |
| 240 | Aménagement du territoire | 38'222.30 | 0.331 | 11.71 | 8'333.25 | 0.071 | 2.55 |
| 3 | Affaire juridique, police | 177'474.00 | 1.535 | 54.36 | 48'589.70 | 0.413 | 14.88 |
| 310 | Police communale | 165'605.10 | 1.432 | 50.72 | 36'529.55 | 0.310 | 11.19 |
| 330 | Cantonnement | 870.00 | 0.008 | 0.27 | 0.00 | 0.000 | 0.00 |
| 340 | Protection civil | 10'998.90 | 0.095 | 3.37 | 12'060.15 | 0.102 | 3.69 |
| 4 | Hygiène publique | 0.00 | 0.000 | 0.00 | 0.00 | 0.000 | 0.00 |
| 400 | Police des denrées | 0.00 | 0.000 | 0.00 | 0.00 | 0.000 | 0.00 |
| 410 | Police sanitaire | 0.00 | 0.000 | 0.00 | 0.00 | 0.000 | 0.00 |
| 415 | Arrondissement de sépulture | 0.00 | 0.000 | 0.00 | 0.00 | 0.000 | 0.00 |
| 5 | Instruction | 4'299'243.35 | 37.183 | 1'316.77 | 165'856.55 | 1.408 | 50.80 |
| 510 | Service de l'école/école primaire | 125'770.31 | 1.088 | 38.52 | 17'052.85 | 0.145 | 5.22 |
| 511 | Transport scolaire | 17'297.20 | 0.150 | 5.30 | 6'223.00 | 0.053 | 1.91 |
| 512 | Places de jeu/Halles de gym | 589'205.63 | 5.096 | 180.46 | 134'558.70 | 1.143 | 41.21 |
| 520 | Ecole secondaire | 284'987.46 | 2.465 | 87.29 | 0.00 | 0.000 | 0.00 |
| 530 | Colonie de vacances | 0.00 | 0.000 | 0.00 | 0.00 | 0.000 | 0.00 |
| 540 | Ecole ménagère | 12'428.45 | 0.107 | 3.81 | 0.00 | 0.000 | 0.00 |
| 570 | Ecole enfantine | 0.00 | 0.000 | 0.00 | 0.00 | 0.000 | 0.00 |
| 580 | Contr. écologie, piscine, biblio ... | 82'172.15 | 0.711 | 25.17 | 8'022.00 | 0.068 | 2.46 |
| 590 | Contribution pour instruction | 3'187'382.15 | 27.567 | 976.23 | 0.00 | 0.000 | 0.00 |
| 6 | Action sociale | 3'591'260.19 | 31.060 | 1'099.93 | 1'341'364.60 | 11.391 | 410.83 |
| 600 | Secours | 723'960.47 | 6.261 | 221.73 | 117'690.15 | 0.999 | 36.05 |
| 610 | Service dentaire | 9'009.50 | 0.078 | 2.76 | 0.00 | 0.000 | 0.00 |
| 620 | Autres institutions | 1'628.00 | 0.014 | 0.50 | 0.00 | 0.000 | 0.00 |
| 630 | Foyers communaux | 12'067.25 | 0.104 | 3.70 | 0.00 | 0.000 | 0.00 |
| 640 | Crèches, UAPE | 1'838'618.02 | 15.902 | 563.13 | 682'472.85 | 5.796 | 209.03 |
| 650 | Répartition des charges | 0.00 | 0.000 | 0.00 | 534'140.60 | 4.536 | 163.60 |
| 659 | AVS, off. logement, chômage etc | 973'449.00 | 8.419 | 298.15 | 7'061.00 | 0.060 | 2.16 |
| 665 | Contr. institution publique | 32'527.95 | 0.281 | 9.96 | 0.00 | 0.000 | 0.00 |

| Courroux | | | Charges | en % | Fr./hab. | Produits | en% | Fr./hab. |
|----------|-----|------------------------------|----------------------|---------------|-----------------|----------------------|---------------|-----------------|
| 7 | | Economie publique | 83'648.25 | 0.723 | 25.62 | 7'423.50 | 0.063 | 2.27 |
| | 700 | Foires, marchés | 181.25 | 0.002 | 0.06 | 362.50 | 0.003 | 0.11 |
| | 710 | Tourisme | 82'654.00 | 0.715 | 25.32 | 0.00 | 0.000 | 0.00 |
| | 720 | Agriculture | 813.00 | 0.007 | 0.25 | 7'061.00 | 0.060 | 2.16 |
| | 740 | Développement économique | 0.00 | 0.000 | 0.00 | 0.00 | 0.000 | 0.00 |
| 8 | | Finances | 1'177'268.64 | 10.182 | 360.57 | 264'442.30 | 2.246 | 80.99 |
| | 810 | Intérêts courts termes | 247.34 | 0.002 | 0.08 | 0.00 | 0.000 | 0.00 |
| | 811 | Intérêts longs termes | 306'326.20 | 2.649 | 93.82 | 0.00 | 0.000 | 0.00 |
| | 820 | Amortissements | 743'741.80 | 6.432 | 227.79 | 18'482.60 | 0.157 | 5.66 |
| | 825 | Charges d'immeubles | 65'413.30 | 0.566 | 20.03 | 95.75 | 0.001 | 0.03 |
| | 826 | Pâturages | 0.00 | 0.000 | 0.00 | 0.00 | 0.000 | 0.00 |
| | 830 | Subventions et contributions | 61'540.00 | 0.532 | 18.85 | 0.00 | 0.000 | 0.00 |
| | 840 | Intérêts actifs | 0.00 | 0.000 | 0.00 | 84'943.30 | 0.721 | 26.02 |
| | 850 | Rendement des immeubles | 0.00 | 0.000 | 0.00 | 160'382.00 | 1.362 | 49.12 |
| | 855 | Provisions, réserves, fonds | 0.00 | 0.000 | 0.00 | 538.65 | 0.005 | 0.16 |
| | 860 | Subventions | 0.00 | 0.000 | 0.00 | 0.00 | 0.000 | 0.00 |
| | 870 | Gains vente fortune | 0.00 | 0.000 | 0.00 | 0.00 | 0.000 | 0.00 |
| | 875 | Divers | 0.00 | 0.000 | 0.00 | 0.00 | 0.000 | 0.00 |
| 9 | | Imposition | 707'682.65 | 6.120 | 216.75 | 9'344'299.64 | 79.352 | 2'861.96 |
| | 910 | Impôts ordinaires | 0.00 | 0.000 | 0.00 | 7'671'889.89 | 65.150 | 2'349.74 |
| | 911 | Variation d'impôts | 253'110.85 | 2.189 | 77.52 | 293'854.05 | 2.495 | 90.00 |
| | 912 | Partage d'impôts | 67'948.10 | 0.588 | 20.81 | 126'638.45 | 1.075 | 38.79 |
| | 915 | Elimination d'impôts | 88'724.65 | 0.767 | 27.17 | 0.00 | 0.000 | 0.00 |
| | 920 | Autres impôts | 163'774.05 | 1.416 | 50.16 | 758'922.25 | 6.445 | 232.44 |
| | 940 | Fonds de péréquation | 134'125.00 | 1.160 | 41.08 | 492'995.00 | 4.187 | 150.99 |
| | | Totaux | 11'562'513.82 | 100.00 | 3'541.35 | 11'775'725.94 | 100.00 | 3'606.65 |
| | | Excédent de produits | 213'212.12 | | | | | |
| | | | 11'775'725.94 | | | 11'775'725.94 | | |

COURROUX

INDICATEURS FINANCIERS 2013 – 2017

| | 2013 | 2014 | 2015 | 2016 | 2017 | Moyenne |
|---------------------------------------|------------|--------------|--------------|--------------|--------------|---------------------|
| Autofinancement (en fr.) | 765'193.00 | 1'854'038.82 | 1'460'911.58 | 1'302'312.86 | 1'182'632.42 | 1'313'017.74 |
| Degré d'autofinancement (%) | 98.92 | 152.95 | 143.80 | 90.85 | 156.44 | 128.59 |
| Capacité d'autofinancement (%) | 8.02 | 16.91 | 12.82 | 11.26 | 10.24 | 11.85 |



Une capacité d'autofinancement de :

- Moins de 10% est considéré comme mauvaise
- De 10% à 20% est considéré comme moyenne à bonne
- Plus de 20% est considéré comme très bonne

PORRENTROY

6'809 habitants

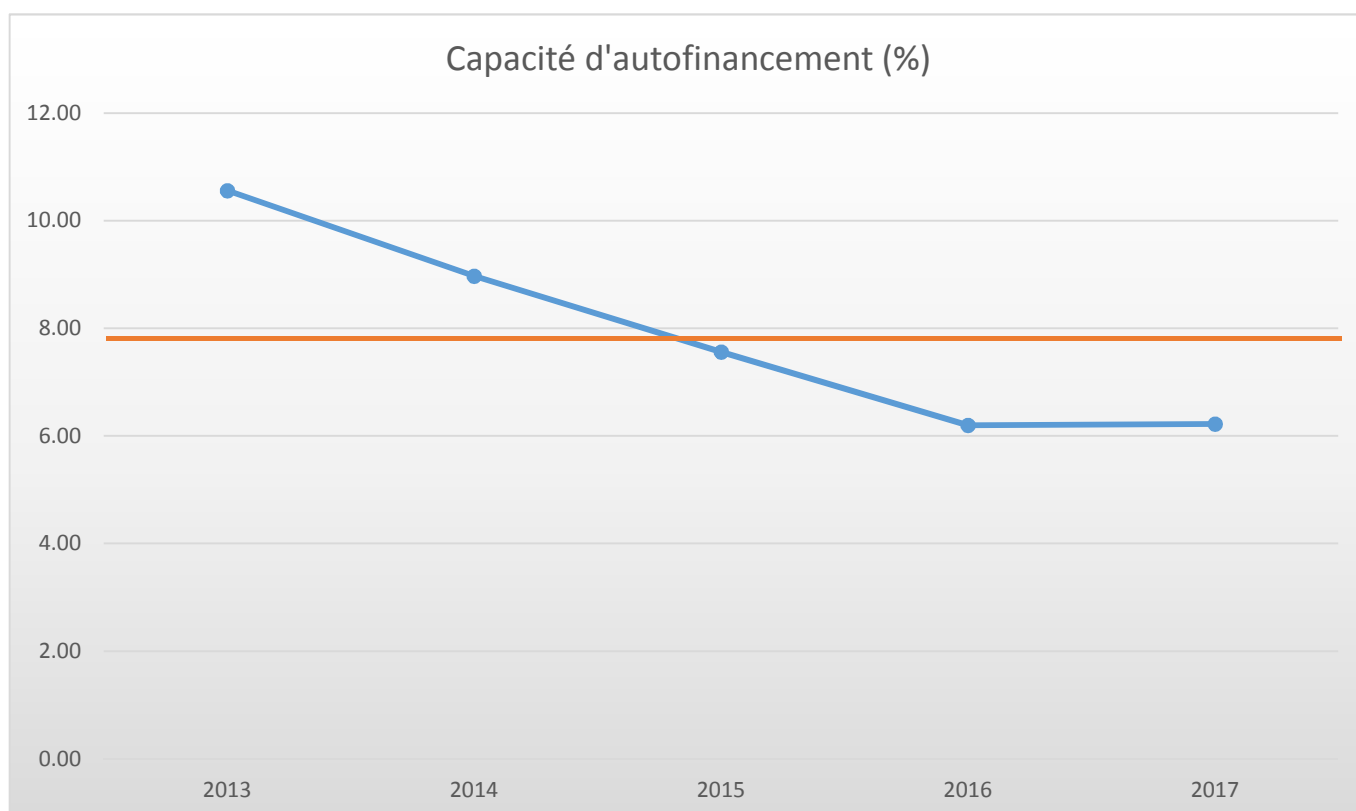
| Porrentruy | | Charges | en % | Fr./hab. | Produits | en% | Fr./hab. |
|------------|-------------------------------------|----------------------|---------------|-----------------|---------------------|---------------|-----------------|
| 1 | Autorité | 4'911'067.23 | 10.981 | 721.26 | 3'081'412.54 | 6.923 | 452.55 |
| 100 | Communes, votations, élections | 66'178.50 | 0.148 | 9.72 | 0.00 | 0.000 | 0.00 |
| 110 | Conseil général/de Ville | 8'080.00 | 0.018 | 1.19 | 0.00 | 0.000 | 0.00 |
| 111 | Conseil communal | 216'809.95 | 0.485 | 31.84 | 0.00 | 0.000 | 0.00 |
| 112 | Commissions | 8'585.00 | 0.019 | 1.26 | 0.00 | 0.000 | 0.00 |
| 115 | Personnel administratif | 1'305'189.37 | 2.918 | 191.69 | 82'696.10 | 0.186 | 12.15 |
| 116 | Charges du personnel | 2'739'109.15 | 6.125 | 402.28 | 2'739'109.15 | 6.154 | 402.28 |
| 130 | Frais administratifs | 567'115.26 | 1.268 | 83.29 | 110'826.00 | 0.249 | 16.28 |
| 170 | Emoluments | 0.00 | 0.000 | 0.00 | 148'781.29 | 0.334 | 21.85 |
| 2 | Travaux publics | 3'318'525.64 | 7.420 | 487.37 | 702'258.30 | 1.578 | 103.14 |
| 200 | Entretien des routes | 2'524'759.68 | 5.645 | 370.80 | 620'668.70 | 1.394 | 91.15 |
| 201 | Ouvrages collectifs | 152'229.35 | 0.340 | 22.36 | 4'467.50 | 0.010 | 0.66 |
| 205 | Eclairage public | 398'914.56 | 0.892 | 58.59 | 2'705.00 | 0.006 | 0.40 |
| 206 | Horloge public | 0.00 | 0.000 | 0.00 | 0.00 | 0.000 | 0.00 |
| 210 | Cours d'eau | 21'384.30 | 0.048 | 3.14 | 0.00 | 0.000 | 0.00 |
| 230 | Cadastre | 68'117.10 | 0.152 | 10.00 | 68'117.10 | 0.153 | 10.00 |
| 240 | Aménagement du territoire | 153'120.65 | 0.342 | 22.49 | 6'300.00 | 0.014 | 0.93 |
| 3 | Affaire juridique, police | 1'685'530.52 | 3.769 | 247.54 | 549'979.45 | 1.236 | 80.77 |
| 310 | Police communale | 1'624'165.22 | 3.632 | 238.53 | 491'162.30 | 1.104 | 72.13 |
| 330 | Cantonnement | 6'925.35 | 0.015 | 1.02 | 0.00 | 0.000 | 0.00 |
| 340 | Protection civil | 54'439.95 | 0.122 | 8.00 | 58'817.15 | 0.132 | 8.64 |
| 4 | Hygiène publique | 3'390.55 | 0.008 | 0.50 | 4'000.00 | 0.009 | 0.59 |
| 400 | Police des denrées | 3'390.55 | 0.008 | 0.50 | 4'000.00 | 0.009 | 0.59 |
| 410 | Police sanitaire | 0.00 | 0.000 | 0.00 | 0.00 | 0.000 | 0.00 |
| 415 | Arrondissement de sépulture | 0.00 | 0.000 | 0.00 | 0.00 | 0.000 | 0.00 |
| 5 | Instruction | 10'491'201.36 | 23.458 | 1'540.78 | 931'136.10 | 2.092 | 136.75 |
| 510 | Service de l'école/école primaire | 267'483.63 | 0.598 | 39.28 | 68'395.10 | 0.154 | 10.04 |
| 511 | Transport scolaire | 0.00 | 0.000 | 0.00 | 0.00 | 0.000 | 0.00 |
| 512 | Places de jeu/Halles de gym | 940'477.99 | 2.103 | 138.12 | 119'361.55 | 0.268 | 17.53 |
| 520 | Ecole secondaire | 634'332.90 | 1.418 | 93.16 | 0.00 | 0.000 | 0.00 |
| 530 | Colonie de vacances | 0.00 | 0.000 | 0.00 | 0.00 | 0.000 | 0.00 |
| 540 | Ecole ménagère | 0.00 | 0.000 | 0.00 | 0.00 | 0.000 | 0.00 |
| 570 | Ecole enfantine | 0.00 | 0.000 | 0.00 | 0.00 | 0.000 | 0.00 |
| 580 | Contr. écolage, piscine, biblio ... | 2'067'364.89 | 4.623 | 303.62 | 743'379.45 | 1.670 | 109.18 |
| 590 | Contribution pour instruction | 6'581'541.95 | 14.716 | 966.59 | 0.00 | 0.000 | 0.00 |
| 6 | Action sociale | 14'528'661.44 | 32.486 | 2'133.74 | 9'879'366.07 | 22.197 | 1'450.93 |
| 600 | Secours | 3'516'798.45 | 7.863 | 516.49 | 3'457'440.27 | 7.768 | 507.78 |
| 610 | Service dentaire | 16'375.15 | 0.037 | 2.40 | 7'860.00 | 0.018 | 1.15 |
| 620 | Autres institutions | 2'121'612.66 | 4.744 | 311.59 | 2'026'270.00 | 4.553 | 297.59 |
| 630 | Foyers communaux | 246'633.76 | 0.551 | 36.22 | 185'915.00 | 0.418 | 27.30 |
| 640 | Crèches, UAPE | 4'115'919.47 | 9.203 | 604.48 | 3'979'814.50 | 8.942 | 584.49 |
| 650 | Répartition des charges | 2'374'000.00 | 5.308 | 348.66 | 206'969.30 | 0.465 | 30.40 |
| 659 | AVS, off. logement, chômage etc | 2'137'321.95 | 4.779 | 313.90 | 15'097.00 | 0.034 | 2.22 |
| 665 | Contr. institution publique | 0.00 | 0.000 | 0.00 | 0.00 | 0.000 | 0.00 |

| Porrentruy | | | Charges | en % | Fr./hab. | Produits | en% | Fr./hab. |
|------------|-----|------------------------------|----------------------|---------------|-----------------|----------------------|---------------|-----------------|
| 7 | | Economie publique | 892'580.45 | 1.996 | 131.09 | 483'965.85 | 1.087 | 71.08 |
| | 700 | Foires, marchés | 167'552.05 | 0.375 | 24.61 | 38'657.14 | 0.087 | 5.68 |
| | 710 | Tourisme | 594'506.30 | 1.329 | 87.31 | 124'328.11 | 0.279 | 18.26 |
| | 720 | Agriculture | 24'834.75 | 0.056 | 3.65 | 0.00 | 0.000 | 0.00 |
| | 740 | Développement économique | 105'687.35 | 0.236 | 15.52 | 320'980.60 | 0.721 | 47.14 |
| 8 | | Finances | 6'088'097.60 | 13.613 | 894.13 | 4'604'239.95 | 10.345 | 676.20 |
| | 810 | Intérêts courts termes | 464.00 | 0.001 | 0.07 | 0.00 | 0.000 | 0.00 |
| | 811 | Intérêts longs termes | 738'640.81 | 1.652 | 108.48 | 188'693.60 | 0.424 | 27.71 |
| | 820 | Amortissements | 2'162'983.14 | 4.836 | 317.67 | 29'744.29 | 0.067 | 4.37 |
| | 825 | Charges d'immeubles | 1'106'606.05 | 2.474 | 162.52 | 40'087.95 | 0.090 | 5.89 |
| | 826 | Pâturages | 0.00 | 0.000 | 0.00 | 0.00 | 0.000 | 0.00 |
| | 830 | Subventions et contributions | 134'662.60 | 0.301 | 19.78 | 0.00 | 0.000 | 0.00 |
| | 840 | Intérêts actifs | 0.00 | 0.000 | 0.00 | 288'671.25 | 0.649 | 42.40 |
| | 850 | Rendement des immeubles | 0.00 | 0.000 | 0.00 | 866'178.90 | 1.946 | 127.21 |
| | 855 | Provisions, réserves, fonds | 1'944'741.00 | 4.348 | 285.61 | 3'190'863.96 | 7.169 | 468.62 |
| | 860 | Subventions | 0.00 | 0.000 | 0.00 | 0.00 | 0.000 | 0.00 |
| | 870 | Gains vente fortune | 0.00 | 0.000 | 0.00 | 0.00 | 0.000 | 0.00 |
| | 875 | Divers | 0.00 | 0.000 | 0.00 | 0.00 | 0.000 | 0.00 |
| 9 | | Imposition | 2'804'056.95 | 6.270 | 411.82 | 24'272'266.70 | 54.534 | 3'564.73 |
| | 910 | Impôts ordinaires | 0.00 | 0.000 | 0.00 | 21'727'293.95 | 48.816 | 3'190.97 |
| | 911 | Variation d'impôts | 0.00 | 0.000 | 0.00 | 485'767.05 | 1.091 | 71.34 |
| | 912 | Partage d'impôts | 1'967'036.45 | 4.398 | 288.89 | 628'675.55 | 1.412 | 92.33 |
| | 915 | Elimination d'impôts | 324'131.50 | 0.725 | 47.60 | 35'948.95 | 0.081 | 5.28 |
| | 920 | Autres impôts | 0.00 | 0.000 | 0.00 | 1'129'421.20 | 2.538 | 165.87 |
| | 940 | Fonds de péréquation | 512'889.00 | 1.147 | 75.33 | 265'160.00 | 0.596 | 38.94 |
| | | Totaux | 44'723'111.74 | 100.00 | 6'568.23 | 44'508'624.96 | 100.00 | 6'536.73 |
| | | Excédent de charges | | | | 214'486.78 | | |
| | | | 44'723'111.74 | | | 44'723'111.74 | | |

PORRENTUUY

INDICATEURS FINANCIERS 2013 – 2017

| | 2013 | 2014 | 2015 | 2016 | 2017 | Moyenne |
|---------------------------------------|--------------|--------------|--------------|--------------|--------------|---------------------|
| Autofinancement (en fr.) | 3'922'892.16 | 3'453'147.98 | 2'996'545.73 | 2'485'140.53 | 2'741'358.41 | 3'119'816.96 |
| Degré d'autofinancement (%) | 217.53 | 138.57 | 66.23 | 41.68 | 67.83 | 106.37 |
| Capacité d'autofinancement (%) | 10.56 | 8.97 | 7.56 | 6.20 | 6.22 | 7.90 |



Une capacité d'autofinancement de :

- Moins de 10% est considéré comme mauvaise
- De 10% à 20% est considéré comme moyenne à bonne
- Plus de 20% est considéré comme très bonne

HAUTE-SORNE

6'928 habitants

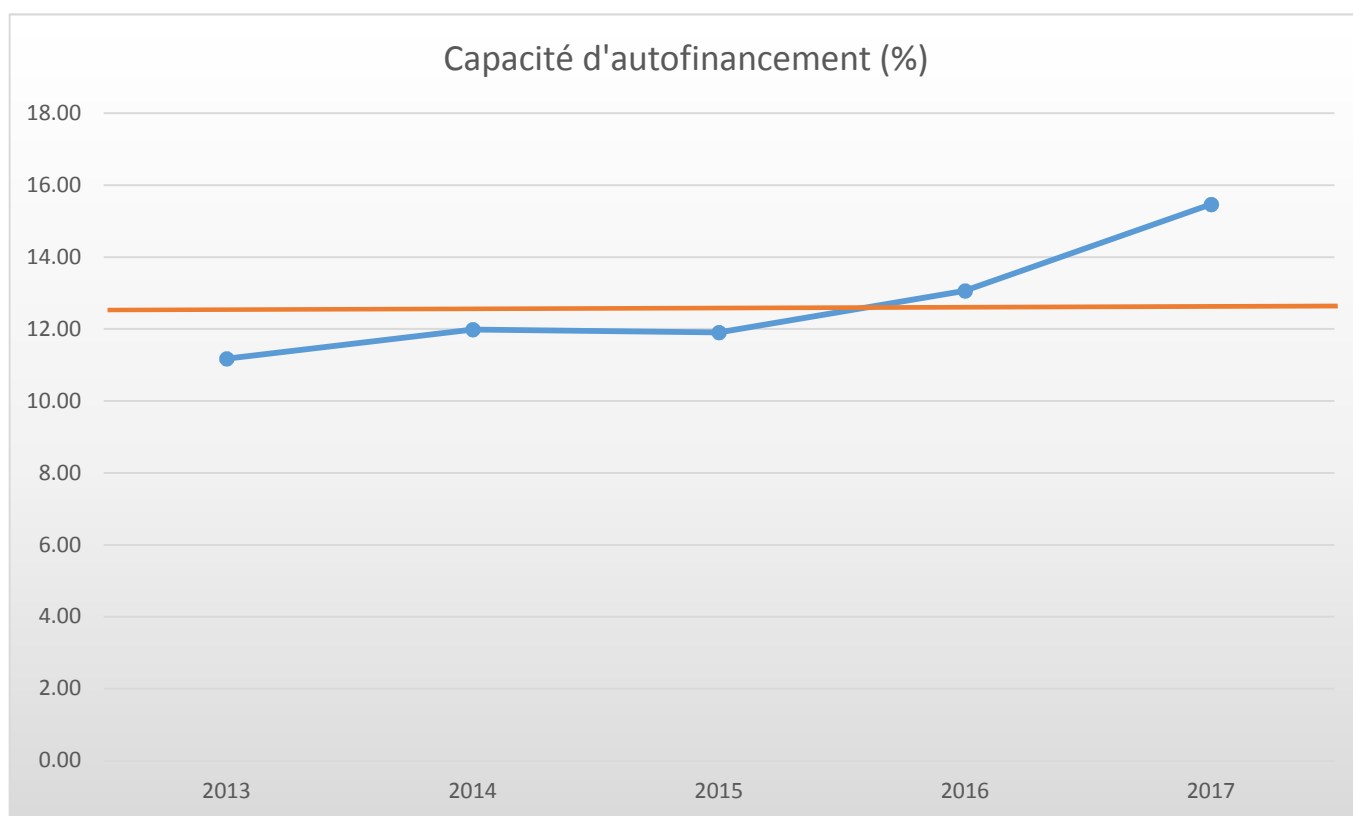
| Haute-Sorne | | Charges | en % | Fr./hab. | Produits | en% | Fr./hab. |
|-------------|---|---------------------|---------------|-----------------|---------------------|--------------|---------------|
| 1 | Autorité | 2'872'513.88 | 11.083 | 414.62 | 1'276'511.16 | 4.843 | 184.25 |
| | 100 Communes, votations, élections | 43'545.70 | 0.168 | 6.29 | 0.00 | 0.000 | 0.00 |
| | 110 Conseil général/de Ville | 11'028.70 | 0.043 | 1.59 | 0.00 | 0.000 | 0.00 |
| | 111 Conseil communal | 360'405.05 | 1.391 | 52.02 | 69'623.75 | 0.264 | 10.05 |
| | 112 Commissions | 20'261.85 | 0.078 | 2.92 | 0.00 | 0.000 | 0.00 |
| | 115 Personnel administratif | 1'270'710.30 | 4.903 | 183.42 | 343'831.00 | 1.304 | 49.63 |
| | 116 Charges du personnel | 811'235.30 | 3.130 | 117.10 | 614'060.61 | 2.330 | 88.63 |
| | 130 Frais administratifs | 355'326.98 | 1.371 | 51.29 | 182'992.60 | 0.694 | 26.41 |
| | 170 Emoluments | 0.00 | 0.000 | 0.00 | 66'003.20 | 0.250 | 9.53 |
| 2 | Travaux publics | 1'993'996.80 | 7.693 | 287.82 | 1'094'407.30 | 4.152 | 157.97 |
| | 200 Entretien des routes | 1'237'860.40 | 4.776 | 178.68 | 372'199.90 | 1.412 | 53.72 |
| | 201 Ouvrages collectifs | 88'513.20 | 0.342 | 12.78 | 88'513.20 | 0.336 | 12.78 |
| | 205 Eclairage public | 340'661.05 | 1.314 | 49.17 | 304'431.40 | 1.155 | 43.94 |
| | 206 Horloge public | 474.35 | 0.002 | 0.07 | 0.00 | 0.000 | 0.00 |
| | 210 Cours d'eau | 218'042.05 | 0.841 | 31.47 | 218'042.05 | 0.827 | 31.47 |
| | 230 Cadastre | 106'220.75 | 0.410 | 15.33 | 106'220.75 | 0.403 | 15.33 |
| | 240 Aménagement du territoire | 2'225.00 | 0.009 | 0.32 | 5'000.00 | 0.019 | 0.72 |
| 3 | Affaire juridique, police | 105'035.40 | 0.405 | 15.16 | 20'020.00 | 0.076 | 2.89 |
| | 310 Police communale | 60'000.00 | 0.231 | 8.66 | 10'320.00 | 0.039 | 1.49 |
| | 330 Cantonnement | 1'620.00 | 0.006 | 0.23 | 0.00 | 0.000 | 0.00 |
| | 340 Protection civil | 43'415.40 | 0.168 | 6.27 | 9'700.00 | 0.037 | 1.40 |
| 4 | Hygiène publique | 0.00 | 0.000 | 0.00 | 0.00 | 0.000 | 0.00 |
| | 400 Police des denrées | 0.00 | 0.000 | 0.00 | 0.00 | 0.000 | 0.00 |
| | 410 Police sanitaire | 0.00 | 0.000 | 0.00 | 0.00 | 0.000 | 0.00 |
| | 415 Arrondissement de sépulture | 0.00 | 0.000 | 0.00 | 0.00 | 0.000 | 0.00 |
| 5 | Instruction | 9'877'483.18 | 38.109 | 1'425.73 | 1'230'880.00 | 4.670 | 177.67 |
| | 510 Service de l'école/école primaire | 350'420.18 | 1.352 | 50.58 | 51'280.00 | 0.195 | 7.40 |
| | 511 Transport scolaire | 240'648.00 | 0.928 | 34.74 | 233'232.85 | 0.885 | 33.67 |
| | 512 Places de jeu/Halles de gym | 1'336'610.40 | 5.157 | 192.93 | 787'183.00 | 2.986 | 113.62 |
| | 520 Ecole secondaire | 1'029'941.75 | 3.974 | 148.66 | 150'309.15 | 0.570 | 21.70 |
| | 530 Colonie de vacances | 11'745.40 | 0.045 | 1.70 | 8'875.00 | 0.034 | 1.28 |
| | 540 Ecole ménagère | 0.00 | 0.000 | 0.00 | 0.00 | 0.000 | 0.00 |
| | 570 Ecole enfantine | 0.00 | 0.000 | 0.00 | 0.00 | 0.000 | 0.00 |
| | 580 Contr. écolage, piscine, biblio ... | 132'714.95 | 0.512 | 19.16 | 0.00 | 0.000 | 0.00 |
| | 590 Contribution pour instruction | 6'775'402.50 | 26.141 | 977.97 | 0.00 | 0.000 | 0.00 |
| 6 | Action sociale | 6'140'491.04 | 23.691 | 886.33 | 1'541'854.90 | 5.849 | 222.55 |
| | 600 Secours | 1'674'737.30 | 6.462 | 241.73 | 419'068.40 | 1.590 | 60.49 |
| | 610 Service dentaire | 26'492.00 | 0.102 | 3.82 | 0.00 | 0.000 | 0.00 |
| | 620 Autres institutions | 0.00 | 0.000 | 0.00 | 0.00 | 0.000 | 0.00 |
| | 630 Foyers communaux | 23'694.05 | 0.091 | 3.42 | 0.00 | 0.000 | 0.00 |
| | 640 Crèches, UAPE | 1'099'325.59 | 4.241 | 158.68 | 1'122'786.50 | 4.260 | 162.07 |
| | 650 Répartition des charges | 1'202'311.00 | 4.639 | 173.54 | 0.00 | 0.000 | 0.00 |
| | 659 AVS, off. logement, chômage etc | 2'072'538.90 | 7.996 | 299.15 | 0.00 | 0.000 | 0.00 |
| | 665 Contr. institution publique | 41'392.20 | 0.160 | 5.97 | 0.00 | 0.000 | 0.00 |

| Haute-Sorne | | | Charges | en % | Fr./hab. | Produits | en% | Fr./hab. |
|-------------|-----|------------------------------|----------------------|---------------|-----------------|----------------------|---------------|-----------------|
| 7 | | Economie publique | 285'619.20 | 1.102 | 41.23 | 2'762.00 | 0.010 | 0.40 |
| | 700 | Foires, marchés | 12'599.90 | 0.049 | 1.82 | 2'762.00 | 0.010 | 0.40 |
| | 710 | Tourisme | 198'396.05 | 0.765 | 28.64 | 0.00 | 0.000 | 0.00 |
| | 720 | Agriculture | 9'937.00 | 0.038 | 1.43 | 0.00 | 0.000 | 0.00 |
| | 740 | Développement économique | 64'686.25 | 0.250 | 9.34 | 0.00 | 0.000 | 0.00 |
| 8 | | Finances | 3'536'218.45 | 13.644 | 510.42 | 672'508.43 | 2.551 | 97.07 |
| | 810 | Intérêts courts termes | 1'785.90 | 0.007 | 0.26 | 0.00 | 0.000 | 0.00 |
| | 811 | Intérêts longs termes | 439'959.14 | 1.697 | 63.50 | 2'530.00 | 0.010 | 0.37 |
| | 820 | Amortissements | 1'976'933.75 | 7.627 | 285.35 | 8'126.65 | 0.031 | 1.17 |
| | 825 | Charges d'immeubles | 649'419.46 | 2.506 | 93.74 | 0.00 | 0.000 | 0.00 |
| | 826 | Pâturages | 0.00 | 0.000 | 0.00 | 0.00 | 0.000 | 0.00 |
| | 830 | Subventions et contributions | 29'345.00 | 0.113 | 4.24 | 0.00 | 0.000 | 0.00 |
| | 840 | Intérêts actifs | 1'775.20 | 0.007 | 0.26 | 192'667.16 | 0.731 | 27.81 |
| | 850 | Rendement des immeubles | 0.00 | 0.000 | 0.00 | 469'184.62 | 1.780 | 67.72 |
| | 855 | Provisions, réserves, fonds | 437'000.00 | 1.686 | 63.08 | 0.00 | 0.000 | 0.00 |
| | 860 | Subventions | 0.00 | 0.000 | 0.00 | 0.00 | 0.000 | 0.00 |
| | 870 | Gains vente fortune | 0.00 | 0.000 | 0.00 | 0.00 | 0.000 | 0.00 |
| | 875 | Divers | 0.00 | 0.000 | 0.00 | 0.00 | 0.000 | 0.00 |
| 9 | | Imposition | 1'107'343.50 | 4.272 | 159.84 | 20'519'846.65 | 77.848 | 2'961.87 |
| | 910 | Impôts ordinaires | 4'574.00 | 0.018 | 0.66 | 15'554'373.80 | 59.010 | 2'245.15 |
| | 911 | Variation d'impôts | 520'894.95 | 2.010 | 75.19 | 1'425'756.95 | 5.409 | 205.80 |
| | 912 | Partage d'impôts | 129'025.00 | 0.498 | 18.62 | 683'166.90 | 2.592 | 98.61 |
| | 915 | Elimination d'impôts | 229'952.55 | 0.887 | 33.19 | 45'160.50 | 0.171 | 6.52 |
| | 920 | Autres impôts | 11'520.00 | 0.044 | 1.66 | 778'227.50 | 2.952 | 112.33 |
| | 940 | Fonds de péréquation | 211'377.00 | 0.816 | 30.51 | 2'033'161.00 | 7.713 | 293.47 |
| | | Totaux | 25'918'701.45 | 100.00 | 3'741.15 | 26'358'790.44 | 100.00 | 3'804.68 |
| | | Excédent de produits | 440'088.99 | | | | | |
| | | | 26'358'790.44 | | | 26'358'790.44 | | |

HAUTE-SORNE

INDICATEURS FINANCIERS 2013 - 2017

| | 2013 | 2014 | 2015 | 2016 | 2017 | Moyenne |
|---------------------------------------|--------------|--------------|--------------|--------------|--------------|---------------------|
| Autofinancement (en fr.) | 2'476'124.00 | 2'828'827.00 | 2'812'545.31 | 3'136'896.77 | 3'819'446.89 | 3'014'767.99 |
| Degré d'autofinancement (%) | 48.71 | 611.30 | -965.92 | -1'062.00 | 99.09 | -253.76 |
| Capacité d'autofinancement (%) | 11.18 | 11.99 | 11.91 | 13.06 | 15.47 | 12.72 |



Une capacité d'autofinancement de :

- Moins de 10% est considéré comme mauvaise
- De 10% à 20% est considéré comme moyenne à bonne
- Plus de 20% est considéré comme très bonne

DELEMONT

12'625 habitants

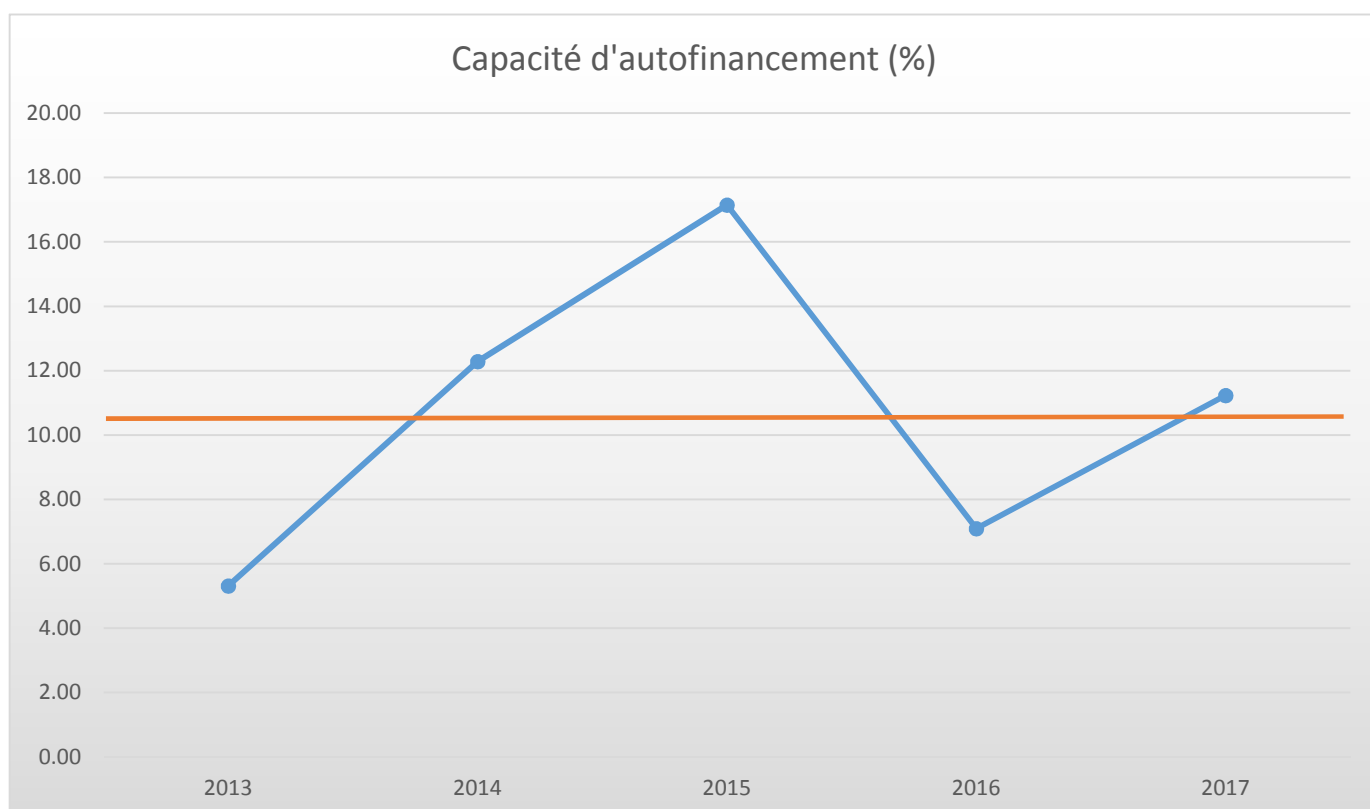
| Delémont | | Charges | en % | Fr./hab. | Produits | en% | Fr./hab. |
|----------|-------------------------------------|----------------------|---------------|-----------------|----------------------|---------------|---------------|
| 1 | Autorité | 9'869'483.72 | 12.664 | 781.74 | 4'775'003.40 | 6.106 | 378.22 |
| 100 | Communes, votations, élections | 80'256.35 | 0.103 | 6.36 | 0.00 | 0.000 | 0.00 |
| 110 | Conseil général/de Ville | 30'780.45 | 0.039 | 2.44 | 0.00 | 0.000 | 0.00 |
| 111 | Conseil communal | 539'083.75 | 0.692 | 42.70 | 0.00 | 0.000 | 0.00 |
| 112 | Commissions | 83'503.05 | 0.107 | 6.61 | 0.00 | 0.000 | 0.00 |
| 115 | Personnel administratif | 1'780'615.05 | 2.285 | 141.04 | 9'600.00 | 0.012 | 0.76 |
| 116 | Charges du personnel | 6'073'240.25 | 7.793 | 481.05 | 4'134'874.25 | 5.287 | 327.51 |
| 130 | Frais administratifs | 1'282'004.82 | 1.645 | 101.54 | 203'026.30 | 0.260 | 16.08 |
| 170 | Emoluments | 0.00 | 0.000 | 0.00 | 427'502.85 | 0.547 | 33.86 |
| 2 | Travaux publics | 5'501'183.82 | 7.059 | 435.74 | 4'323'200.72 | 5.528 | 342.43 |
| 200 | Entretien des routes | 4'360'975.65 | 5.596 | 345.42 | 1'206'659.60 | 1.543 | 95.58 |
| 201 | Ouvrages collectifs | 137'872.01 | 0.177 | 10.92 | 0.00 | 0.000 | 0.00 |
| 205 | Eclairage public | 11'316.25 | 0.015 | 0.90 | 2'185'251.52 | 2.794 | 173.09 |
| 206 | Horloge public | 0.00 | 0.000 | 0.00 | 0.00 | 0.000 | 0.00 |
| 210 | Cours d'eau | 572'056.95 | 0.734 | 45.31 | 572'056.95 | 0.731 | 45.31 |
| 230 | Cadastre | 246'128.65 | 0.316 | 19.50 | 246'128.65 | 0.315 | 19.50 |
| 240 | Aménagement du territoire | 172'834.31 | 0.222 | 13.69 | 113'104.00 | 0.145 | 8.96 |
| 3 | Affaire juridique, police | 1'965'828.15 | 2.522 | 155.71 | 474'842.70 | 0.607 | 37.61 |
| 310 | Police communale | 1'913'806.90 | 2.456 | 151.59 | 429'870.25 | 0.550 | 34.05 |
| 330 | Cantonement | 0.00 | 0.000 | 0.00 | 0.00 | 0.000 | 0.00 |
| 340 | Protection civil | 52'021.25 | 0.067 | 4.12 | 44'972.45 | 0.058 | 3.56 |
| 4 | Hygiène publique | 16'135.00 | 0.021 | 1.28 | 9'895.00 | 0.013 | 0.78 |
| 400 | Police des denrées | 16'135.00 | 0.021 | 1.28 | 9'895.00 | 0.013 | 0.78 |
| 410 | Police sanitaire | 0.00 | 0.000 | 0.00 | 0.00 | 0.000 | 0.00 |
| 415 | Arrondissement de sépulture | 0.00 | 0.000 | 0.00 | 0.00 | 0.000 | 0.00 |
| 5 | Instruction | 21'357'627.13 | 27.404 | 1'691.69 | 1'630'301.15 | 2.085 | 129.13 |
| 510 | Service de l'école/école primaire | 517'814.45 | 0.664 | 41.02 | 70'757.35 | 0.090 | 5.60 |
| 511 | Transport scolaire | 0.00 | 0.000 | 0.00 | 0.00 | 0.000 | 0.00 |
| 512 | Places de jeu/Halles de gym | 2'610'302.55 | 3.349 | 206.76 | 928'422.65 | 1.187 | 73.54 |
| 520 | Ecole secondaire | 1'233'007.15 | 1.582 | 97.66 | 0.00 | 0.000 | 0.00 |
| 530 | Colonie de vacances | 0.00 | 0.000 | 0.00 | 0.00 | 0.000 | 0.00 |
| 540 | Ecole ménagère | 0.00 | 0.000 | 0.00 | 0.00 | 0.000 | 0.00 |
| 570 | Ecole enfantine | 0.00 | 0.000 | 0.00 | 0.00 | 0.000 | 0.00 |
| 580 | Contr. écolage, piscine, biblio ... | 4'790'344.18 | 6.147 | 379.43 | 631'121.15 | 0.807 | 49.99 |
| 590 | Contribution pour instruction | 12'206'158.80 | 15.662 | 966.82 | 0.00 | 0.000 | 0.00 |
| 6 | Action sociale | 20'332'522.65 | 26.089 | 1'610.50 | 10'790'304.87 | 13.798 | 854.68 |
| 600 | Secours | 7'776'811.95 | 9.979 | 615.99 | 1'397'895.77 | 1.787 | 110.72 |
| 610 | Service dentaire | 31'197.40 | 0.040 | 2.47 | 0.00 | 0.000 | 0.00 |
| 620 | Autres institutions | 3'387'236.20 | 4.346 | 268.30 | 0.00 | 0.000 | 0.00 |
| 630 | Foyers communaux | 0.00 | 0.000 | 0.00 | 0.00 | 0.000 | 0.00 |
| 640 | Crèches, UAPE | 4'999'252.05 | 6.415 | 395.98 | 1'098'936.60 | 1.405 | 87.04 |
| 650 | Répartition des charges | 0.00 | 0.000 | 0.00 | 8'269'667.50 | 10.574 | 655.02 |
| 659 | AVS, off. logement, chômage etc | 4'021'961.50 | 5.161 | 318.57 | 23'805.00 | 0.030 | 1.89 |
| 665 | Contr. institution publique | 116'063.55 | 0.149 | 9.19 | 0.00 | 0.000 | 0.00 |

| Delémont | | Charges | en % | Fr./hab. | Produits | en% | Fr./hab. |
|----------|------------------------------|----------------------|---------------|-----------------|----------------------|---------------|-----------------|
| 7 | Economie publique | 1'363'852.17 | 1.750 | 108.03 | 560'914.50 | 0.717 | 44.43 |
| 700 | Foires, marchés | 52'768.65 | 0.068 | 4.18 | 17'229.00 | 0.022 | 1.36 |
| 710 | Tourisme | 1'093'345.90 | 1.403 | 86.60 | 489'231.20 | 0.626 | 38.75 |
| 720 | Agriculture | 584.00 | 0.001 | 0.05 | 0.00 | 0.000 | 0.00 |
| 740 | Développement économique | 217'153.62 | 0.279 | 17.20 | 54'454.30 | 0.070 | 4.31 |
| 8 | Finances | 11'251'243.61 | 14.437 | 891.19 | 6'411'430.55 | 8.198 | 507.84 |
| 810 | Intérêts courts termes | 20'526.36 | 0.026 | 1.63 | 0.00 | 0.000 | 0.00 |
| 811 | Intérêts longs termes | 1'881'479.35 | 2.414 | 149.03 | 511'569.00 | 0.654 | 40.52 |
| 820 | Amortissements | 8'323'467.95 | 10.680 | 659.28 | 2'390'654.30 | 3.057 | 189.36 |
| 825 | Charges d'immeubles | 945'769.95 | 1.214 | 74.91 | 440'133.95 | 0.563 | 34.86 |
| 826 | Pâturages | 0.00 | 0.000 | 0.00 | 0.00 | 0.000 | 0.00 |
| 830 | Subventions et contributions | 0.00 | 0.000 | 0.00 | 0.00 | 0.000 | 0.00 |
| 840 | Intérêts actifs | 0.00 | 0.000 | 0.00 | 2'371'405.35 | 3.032 | 187.83 |
| 850 | Rendement des immeubles | 0.00 | 0.000 | 0.00 | 481'233.95 | 0.615 | 38.12 |
| 855 | Provisions, réserves, fonds | 80'000.00 | 0.103 | 6.34 | 216'434.00 | 0.277 | 17.14 |
| 860 | Subventions | 0.00 | 0.000 | 0.00 | 0.00 | 0.000 | 0.00 |
| 870 | Gains vente fortune | 0.00 | 0.000 | 0.00 | 0.00 | 0.000 | 0.00 |
| 875 | Divers | 0.00 | 0.000 | 0.00 | 0.00 | 0.000 | 0.00 |
| 9 | Imposition | 6'277'062.00 | 8.054 | 497.19 | 49'228'789.11 | 62.949 | 3'899.31 |
| 910 | Impôts ordinaires | 0.00 | 0.000 | 0.00 | 37'990'984.40 | 48.579 | 3'009.19 |
| 911 | Variation d'impôts | 0.00 | 0.000 | 0.00 | 5'816'820.16 | 7.438 | 460.74 |
| 912 | Partage d'impôts | 1'189'704.80 | 1.527 | 94.23 | 2'703'063.50 | 3.456 | 214.10 |
| 915 | Elimination d'impôts | 4'110'971.20 | 5.275 | 325.62 | 0.00 | 0.000 | 0.00 |
| 920 | Autres impôts | 6'110.00 | 0.008 | 0.48 | 1'854'619.05 | 2.371 | 146.90 |
| 940 | Fonds de péréquation | 970'276.00 | 1.245 | 76.85 | 863'302.00 | 1.104 | 68.38 |
| | Totaux | 77'934'938.25 | 100.00 | 6'173.06 | 78'204'682.00 | 100.00 | 6'194.43 |
| | Excédent de produits | 269'743.75 | | | | | |
| | | 78'204'682.00 | | | 78'204'682.00 | | |

DELEMONT

INDICATEURS FINANCIERS 2013 – 2017

| | 2013 | 2014 | 2015 | 2016 | 2017 | Moyenne |
|---------------------------------------|--------------|--------------|---------------|--------------|--------------|---------------------|
| Autofinancement (en fr.) | 3'482'690.00 | 8'541'962.00 | 13'004'574.00 | 5'048'621.95 | 8'224'758.75 | 7'519'461.99 |
| Degré d'autofinancement (%) | 2'482.00 | 283.47 | 281.87 | 119.61 | 149.02 | 663.19 |
| Capacité d'autofinancement (%) | 5.31 | 12.28 | 17.15 | 7.09 | 11.23 | 10.61 |



Une capacité d'autofinancement de :

- Moins de 10% est considéré comme mauvaise
- De 10% à 20% est considéré comme moyenne à bonne
- Plus de 20% est considéré comme très bonne

TOTAL DE L'ENSEMBLE DES COMMUNES JURASSIENNES

73'290 habitants

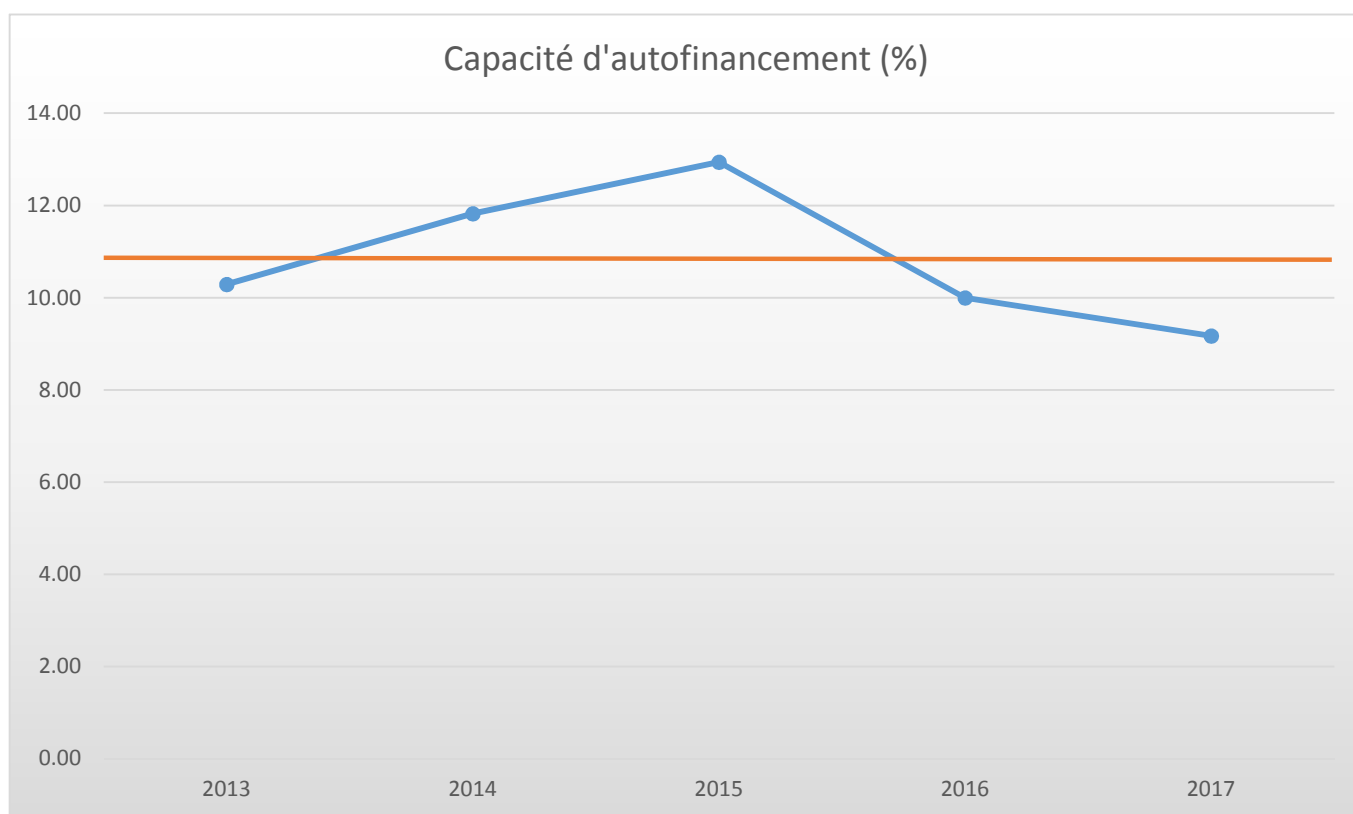
| Ensemble des communes jurassiennes | | | Charges | en % | Fr./hab. | Produits | en% | Fr./hab. |
|------------------------------------|-----|--------------------------------------|-----------------------|---------------|-----------------|----------------------|---------------|---------------|
| 1 | | Autorité | 39'926'325.74 | 11.589 | 544.77 | 16'097'989.81 | 4.650 | 219.65 |
| | 100 | Communes, votations, élections | 351'256.93 | 0.102 | 4.79 | 161.95 | 0.000 | 0.00 |
| | 110 | Conseil général/de Ville | 59'940.05 | 0.017 | 0.82 | 0.00 | 0.000 | 0.00 |
| | 111 | Conseil communal | 3'437'158.42 | 0.998 | 46.90 | 163'065.25 | 0.047 | 2.22 |
| | 112 | Commissions | 376'652.55 | 0.109 | 5.14 | 9'345.40 | 0.003 | 0.13 |
| | 115 | Personnel administratif | 13'782'327.63 | 4.000 | 188.05 | 2'472'721.75 | 0.714 | 33.74 |
| | 116 | Charges du personnel | 15'196'184.08 | 4.411 | 207.34 | 10'744'836.84 | 3.103 | 146.61 |
| | 130 | Frais administratifs | 6'708'672.14 | 1.947 | 91.54 | 1'556'330.29 | 0.450 | 21.24 |
| | 170 | Emoluments | 14'133.94 | 0.004 | 0.19 | 1'151'528.33 | 0.333 | 15.71 |
| 2 | | Travaux publics | 23'617'219.25 | 6.855 | 322.24 | 12'679'170.20 | 3.662 | 173.00 |
| | 200 | Entretien des routes | 16'826'904.49 | 4.884 | 229.59 | 4'436'686.60 | 1.281 | 60.54 |
| | 201 | Ouvrages collectifs | 771'983.81 | 0.224 | 10.53 | 467'643.50 | 0.135 | 6.38 |
| | 205 | Eclairage public | 2'752'490.58 | 0.799 | 37.56 | 4'645'960.56 | 1.342 | 63.39 |
| | 206 | Horloge public | 17'618.60 | 0.005 | 0.24 | 5'000.00 | 0.001 | 0.07 |
| | 210 | Cours d'eau | 1'060'390.05 | 0.308 | 14.47 | 1'273'104.75 | 0.368 | 17.37 |
| | 230 | Cadastre | 1'301'424.65 | 0.378 | 17.76 | 1'582'433.44 | 0.457 | 21.59 |
| | 240 | Aménagement du territoire | 886'407.07 | 0.257 | 12.09 | 268'341.35 | 0.078 | 3.66 |
| 3 | | Affaire juridique, police | 4'718'214.30 | 1.369 | 64.38 | 1'506'203.00 | 0.435 | 20.55 |
| | 310 | Police communale | 3'964'005.87 | 1.151 | 54.09 | 1'012'842.65 | 0.293 | 13.82 |
| | 330 | Cantonement | 30'738.75 | 0.009 | 0.42 | 12'616.40 | 0.004 | 0.17 |
| | 340 | Protection civil | 723'469.68 | 0.210 | 9.87 | 480'743.95 | 0.139 | 6.56 |
| 4 | | Hygiène publique | 148'058.05 | 0.043 | 2.02 | 20'895.00 | 0.006 | 0.29 |
| | 400 | Police des denrées | 20'352.35 | 0.006 | 0.28 | 13'895.00 | 0.004 | 0.19 |
| | 410 | Police sanitaire | 60'022.25 | 0.017 | 0.82 | 0.00 | 0.000 | 0.00 |
| | 415 | Arrondissement de sépulture | 67'683.45 | 0.020 | 0.92 | 7'000.00 | 0.002 | 0.10 |
| 5 | | Instruction | 106'178'694.80 | 30.819 | 1'448.75 | 7'766'994.51 | 2.243 | 105.98 |
| | 510 | Service de l'école/école primaire | 3'840'118.63 | 1.115 | 52.40 | 874'755.70 | 0.253 | 11.94 |
| | 511 | Transport scolaire | 1'912'343.35 | 0.555 | 26.09 | 1'265'275.00 | 0.365 | 17.26 |
| | 512 | Places de jeu/Halles de gym | 12'869'910.47 | 3.736 | 175.60 | 3'415'492.85 | 0.987 | 46.60 |
| | 520 | Ecole secondaire | 7'755'747.55 | 2.251 | 105.82 | 635'403.55 | 0.184 | 8.67 |
| | 530 | Colonie de vacances | 17'770.10 | 0.005 | 0.24 | 10'607.00 | 0.003 | 0.14 |
| | 540 | Ecole ménagère | 52'916.20 | 0.015 | 0.72 | 37'173.40 | 0.011 | 0.51 |
| | 570 | Ecole enfantine | 263'288.57 | 0.076 | 3.59 | 72'497.61 | 0.021 | 0.99 |
| | 580 | Contr. écologie, piscine, biblio ... | 9'127'131.37 | 2.649 | 124.53 | 1'427'041.40 | 0.412 | 19.47 |
| | 590 | Contribution pour instruction | 70'339'468.56 | 20.416 | 959.74 | 28'748.00 | 0.008 | 0.39 |
| 6 | | Action sociale | 87'536'103.70 | 25.408 | 1'194.38 | 37'001'580.09 | 10.687 | 504.87 |
| | 600 | Secours | 21'813'791.18 | 6.332 | 297.64 | 7'315'217.26 | 2.113 | 99.81 |
| | 610 | Service dentaire | 207'391.05 | 0.060 | 2.83 | 12'914.85 | 0.004 | 0.18 |
| | 620 | Autres institutions | 6'035'585.66 | 1.752 | 82.35 | 2'092'612.65 | 0.604 | 28.55 |
| | 630 | Foyers communaux | 644'287.22 | 0.187 | 8.79 | 339'917.45 | 0.098 | 4.64 |
| | 640 | Crèches, UAPE | 21'105'099.65 | 6.126 | 287.97 | 9'843'618.39 | 2.843 | 134.31 |
| | 650 | Répartition des charges | 14'540'255.39 | 4.220 | 198.39 | 17'099'269.79 | 4.939 | 233.31 |
| | 659 | AVS, off. logement, chômage etc | 22'847'070.10 | 6.631 | 311.74 | 278'346.10 | 0.080 | 3.80 |
| | 665 | Contr. institution publique | 342'623.45 | 0.099 | 4.67 | 19'683.60 | 0.006 | 0.27 |

| Ensemble des communes jurassiennes | | | Charges | en % | Fr./hab. | Produits | en% | Fr./hab. |
|------------------------------------|-----|------------------------------|-----------------------|---------------|-----------------|-----------------------|---------------|-----------------|
| 7 | | Economie publique | 5'639'067.02 | 1.637 | 76.94 | 2'900'173.80 | 0.838 | 39.57 |
| | 700 | Foires, marchés | 377'005.70 | 0.109 | 5.14 | 189'669.04 | 0.055 | 2.59 |
| | 710 | Tourisme | 3'293'651.75 | 0.956 | 44.94 | 899'685.46 | 0.260 | 12.28 |
| | 720 | Agriculture | 1'392'007.45 | 0.404 | 18.99 | 1'378'880.00 | 0.398 | 18.81 |
| | 740 | Développement économique | 576'402.12 | 0.167 | 7.86 | 431'939.30 | 0.125 | 5.89 |
| 8 | | Finances | 49'108'028.12 | 14.254 | 670.05 | 25'851'545.19 | 7.467 | 352.73 |
| | 810 | Intérêts courts termes | 783'773.19 | 0.227 | 10.69 | 11'881.95 | 0.003 | 0.16 |
| | 811 | Intérêts longs termes | 6'686'964.52 | 1.941 | 91.24 | 847'000.35 | 0.245 | 11.56 |
| | 820 | Amortissements | 26'956'828.26 | 7.824 | 367.81 | 3'284'647.11 | 0.949 | 44.82 |
| | 825 | Charges d'immeubles | 5'711'159.81 | 1.658 | 77.93 | 838'763.80 | 0.242 | 11.44 |
| | 826 | Pâturages | 3'029'617.30 | 0.879 | 41.34 | 3'136'349.85 | 0.906 | 42.79 |
| | 830 | Subventions et contributions | 1'380'180.46 | 0.401 | 18.83 | 39'319.80 | 0.011 | 0.54 |
| | 840 | Intérêts actifs | 30'963.66 | 0.009 | 0.42 | 4'284'267.29 | 1.237 | 58.46 |
| | 850 | Rendement des immeubles | 678'562.97 | 0.197 | 9.26 | 7'139'216.40 | 2.062 | 97.41 |
| | 855 | Provisions, réserves, fonds | 3'288'176.30 | 0.954 | 44.87 | 5'175'721.64 | 1.495 | 70.62 |
| | 860 | Subventions | 0.00 | 0.000 | 0.00 | 0.00 | 0.000 | 0.00 |
| | 870 | Gains vente fortune | 486'026.00 | 0.141 | 6.63 | 903'292.85 | 0.261 | 12.32 |
| | 875 | Divers | 75'775.65 | 0.022 | 1.03 | 191'084.15 | 0.055 | 2.61 |
| 9 | | Imposition | 27'652'823.30 | 8.026 | 377.31 | 242'392'747.74 | 70.012 | 3'307.31 |
| | 910 | Impôts ordinaires | 429'676.70 | 0.125 | 5.86 | 195'085'056.79 | 56.348 | 2'661.82 |
| | 911 | Variation d'impôts | 6'750'571.70 | 1.959 | 92.11 | 16'664'685.16 | 4.813 | 227.38 |
| | 912 | Partage d'impôts | 8'196'838.30 | 2.379 | 111.84 | 9'005'100.34 | 2.601 | 122.87 |
| | 915 | Elimination d'impôts | 5'986'387.05 | 1.738 | 81.68 | 199'047.15 | 0.057 | 2.72 |
| | 920 | Autres impôts | 407'896.55 | 0.118 | 5.57 | 10'515'475.80 | 3.037 | 143.48 |
| | 940 | Fonds de péréquation | 5'881'453.00 | 1.707 | 80.25 | 10'923'382.50 | 3.155 | 149.04 |
| | | Totaux | 344'524'534.28 | 100.00 | 4'700.84 | 346'217'299.34 | 100.00 | 4'723.94 |
| | | Excédent de produits | 1'692'765.06 | | 23.10 | | | |
| | | | 346'217'299.34 | | 4'723.94 | 346'217'299.34 | | 4'723.94 |

L'ENSEMBLE DES COMMUNES JURASSIENNES

INDICATEURS FINANCIERS 2013 – 2017

| | 2013 | 2014 | 2015 | 2016 | 2017 | Moyenne |
|---------------------------------------|------------|------------|------------|------------|------------|-------------------|
| Autofinancement (en fr.) | 31'014'365 | 37'485'075 | 43'354'821 | 32'708'190 | 30'311'182 | 34'974'727 |
| Degré d'autofinancement (%) | 124.76 | 177.64 | 190.05 | 113.80 | 96.87 | 140.62 |
| Capacité d'autofinancement (%) | 10.29 | 11.82 | 12.94 | 10.00 | 9.17 | 10.84 |



Une capacité d'autofinancement de :

- Moins de 10% est considéré comme mauvaise
- De 10% à 20% est considéré comme moyenne à bonne
- Plus de 20% est considéré comme très bonne

Delémont, avril 2019

Département des finances

Délégué aux affaires communales
