

SERVICE DES COMMUNES



ANNEXE ***au rapport sur les finances communales 2013***

mars 2015

Service des communes

Adresse :

Service des communes
Rue du 24-Septembre 2
2800 Delémont

Téléphone : 032/420.58.50

Contact : secr.com@jura.ch

Site internet : www.jura.ch/com

La présente annexe ainsi que le rapport 2013 sur les finances communales peuvent être téléchargés à partir de l'adresse www.jura.ch/com, rubrique "rapport sur les finances communales 2013"

Préambule :

Les communes jurassiennes ont émis le désir de pouvoir effectuer la comparaison du compte de fonctionnement par communes. Ces données font l'objet de la présente annexe.

Elle se présente en 2 parties. Dans la première, on trouvera l'excédent de charges des rubriques 1 à 8 ainsi que l'excédent de produits de la rubrique 9 ramenés au franc par habitant pour chaque commune jurassienne sous forme de graphique.

Dans la seconde partie, on trouvera le détail du compte de fonctionnement par classification administrative, les indicateurs financiers ainsi que le graphique de l'évolution de la capacité d'autofinancement pour l'ensemble des communes jurassiennes.

Les services communaux ne sont pas pris en considération. En effet, lesdits services doivent s'autofinancer par la perception de taxes et ne doivent pas avoir d'influence sur les rubriques 1 à 9 qui sont, elles financées par les divers impôts.

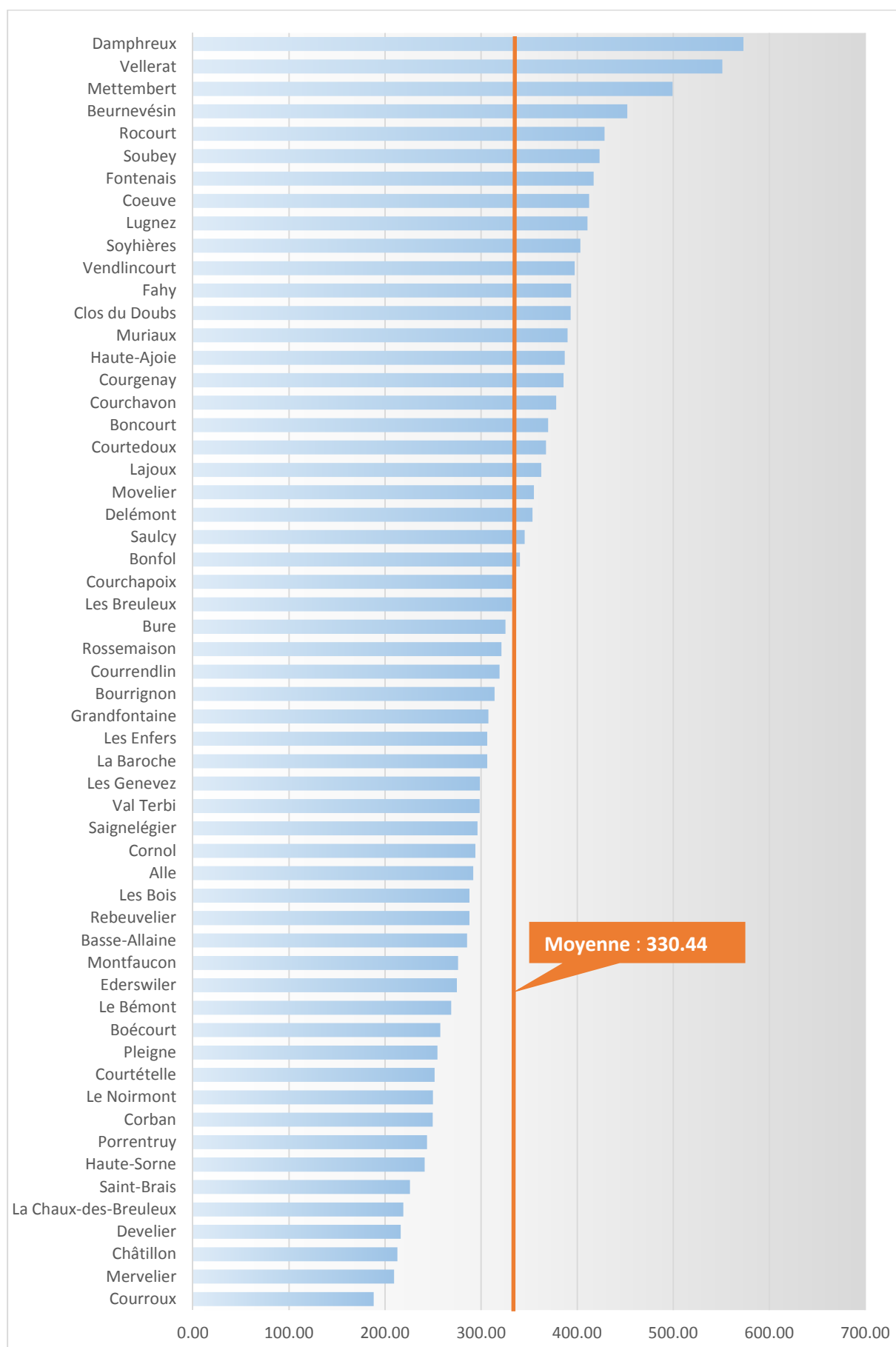
Afin de faciliter la lecture, on trouvera ci-après les rubriques par numéro :

| | |
|----|--|
| 1. | Autorités, administration générale |
| 2. | Travaux publics |
| 3. | Affaires juridiques, police et affaires militaires |
| 4. | Hygiène publique |
| 5. | Instruction, formation, culture et sport |
| 6. | Action sociale et santé publique |
| 7. | Economie publique |
| 8. | Finances |
| 9. | Impôts |

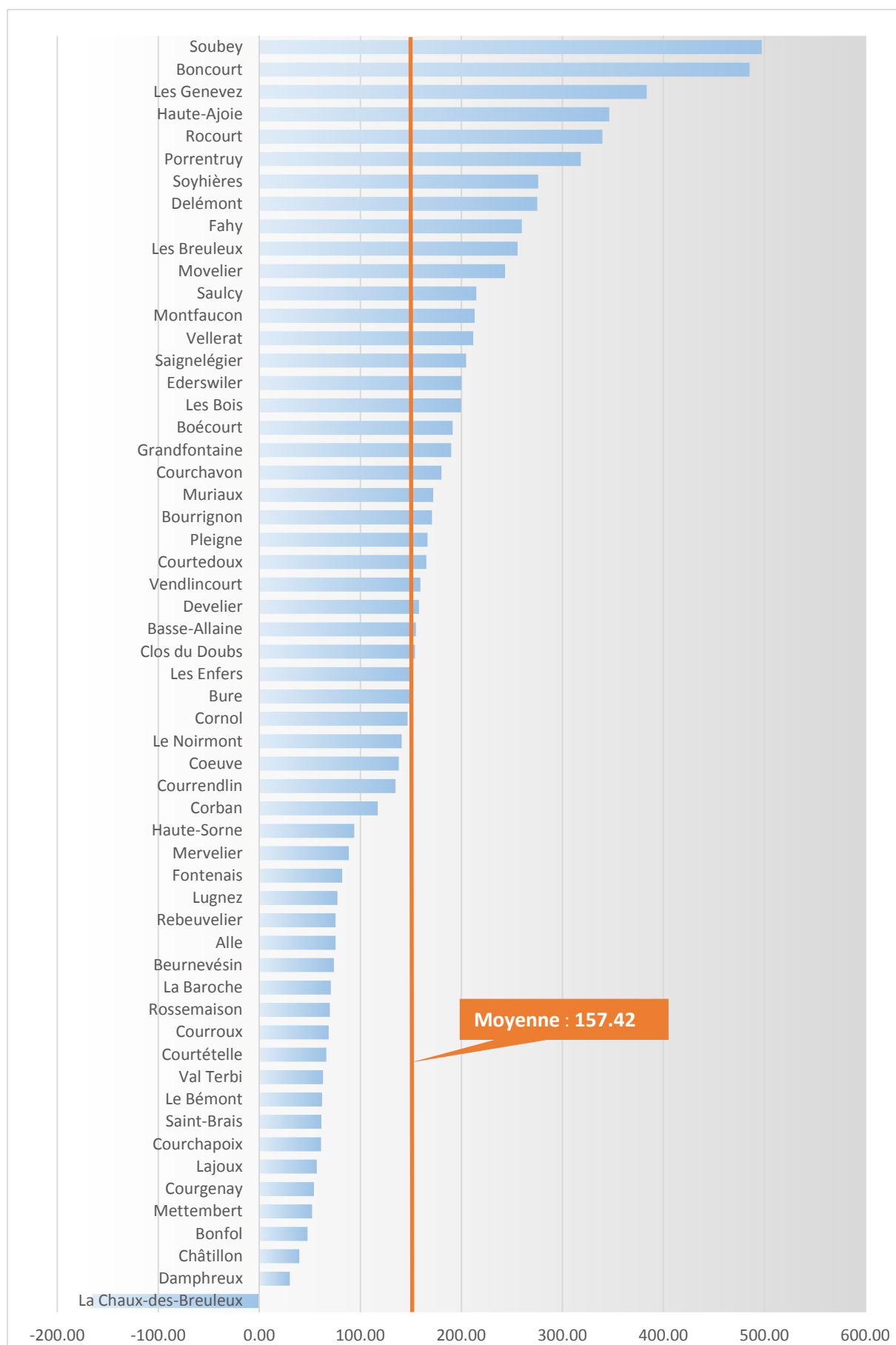
Nous vous souhaitons bonne lecture

Le Service des communes

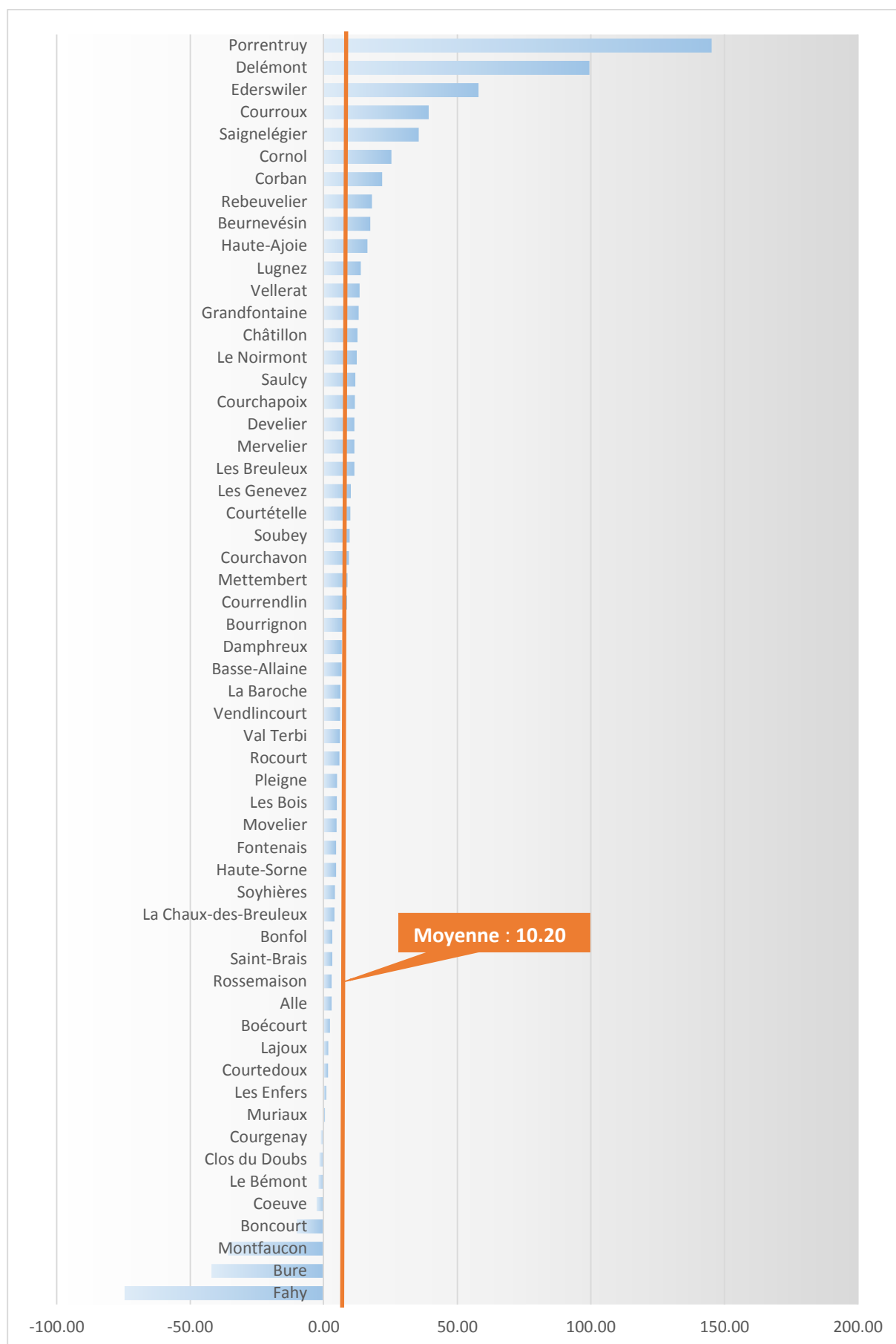
1. Autorités, administration générale
Exercice 2013
 Excédent de charges en franc par habitant



2. Travaux publics
Exercice 2013
 Excédent de charges en franc par habitant



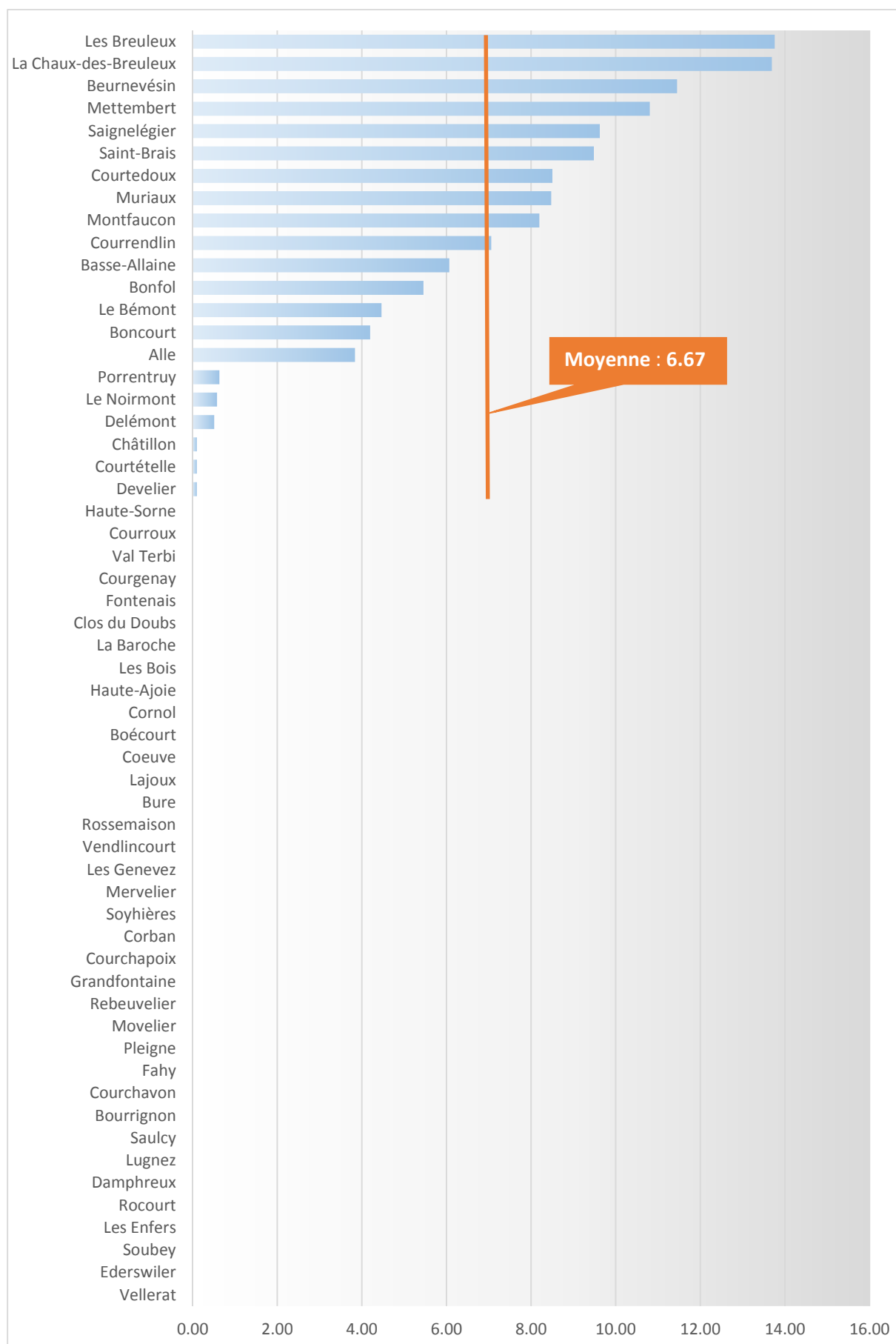
3. Affaires juridique, police et affaires militaires Exercice 2013 Excédent de charges en franc par habitant



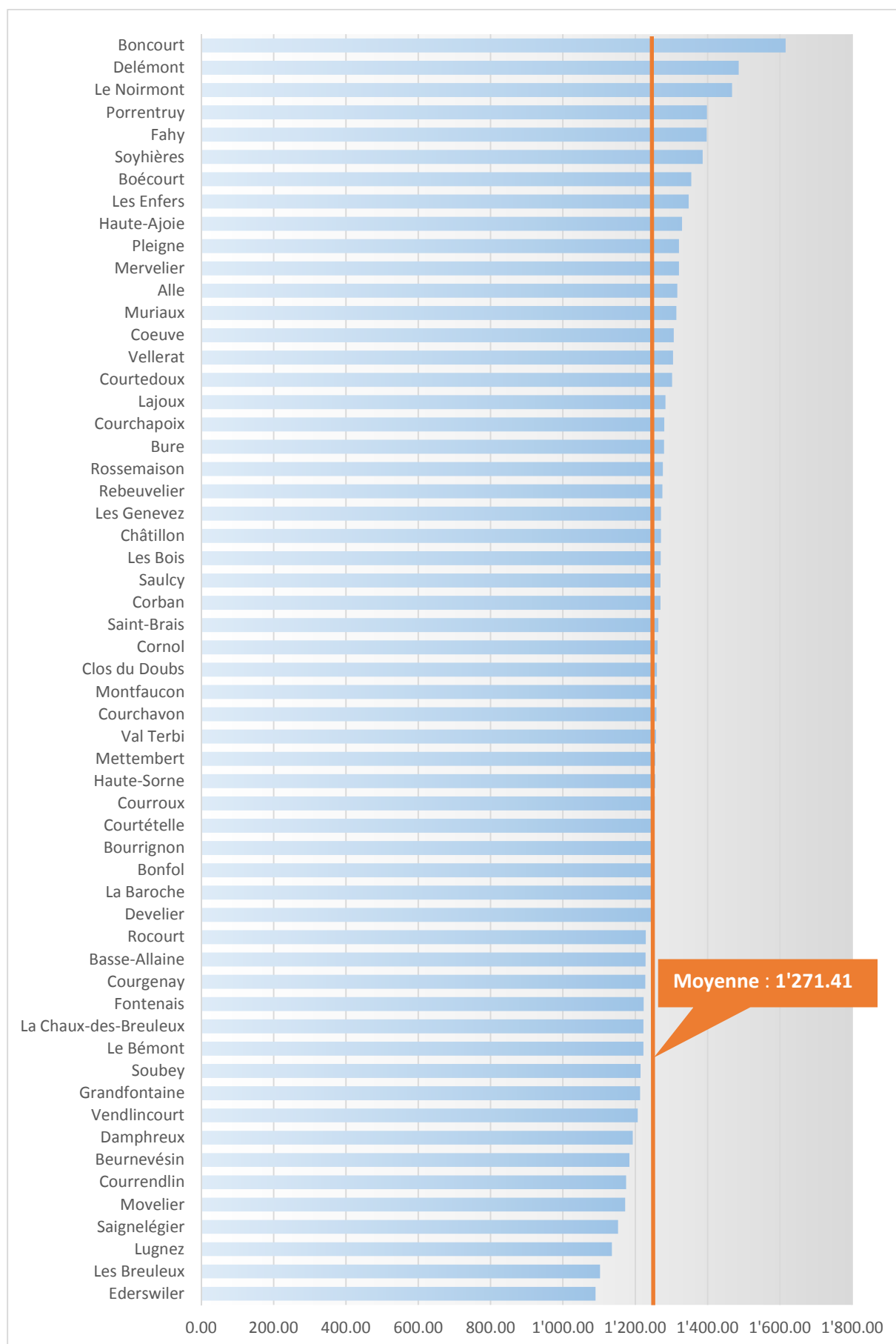
4. Hygiène publique

Exercice 2013

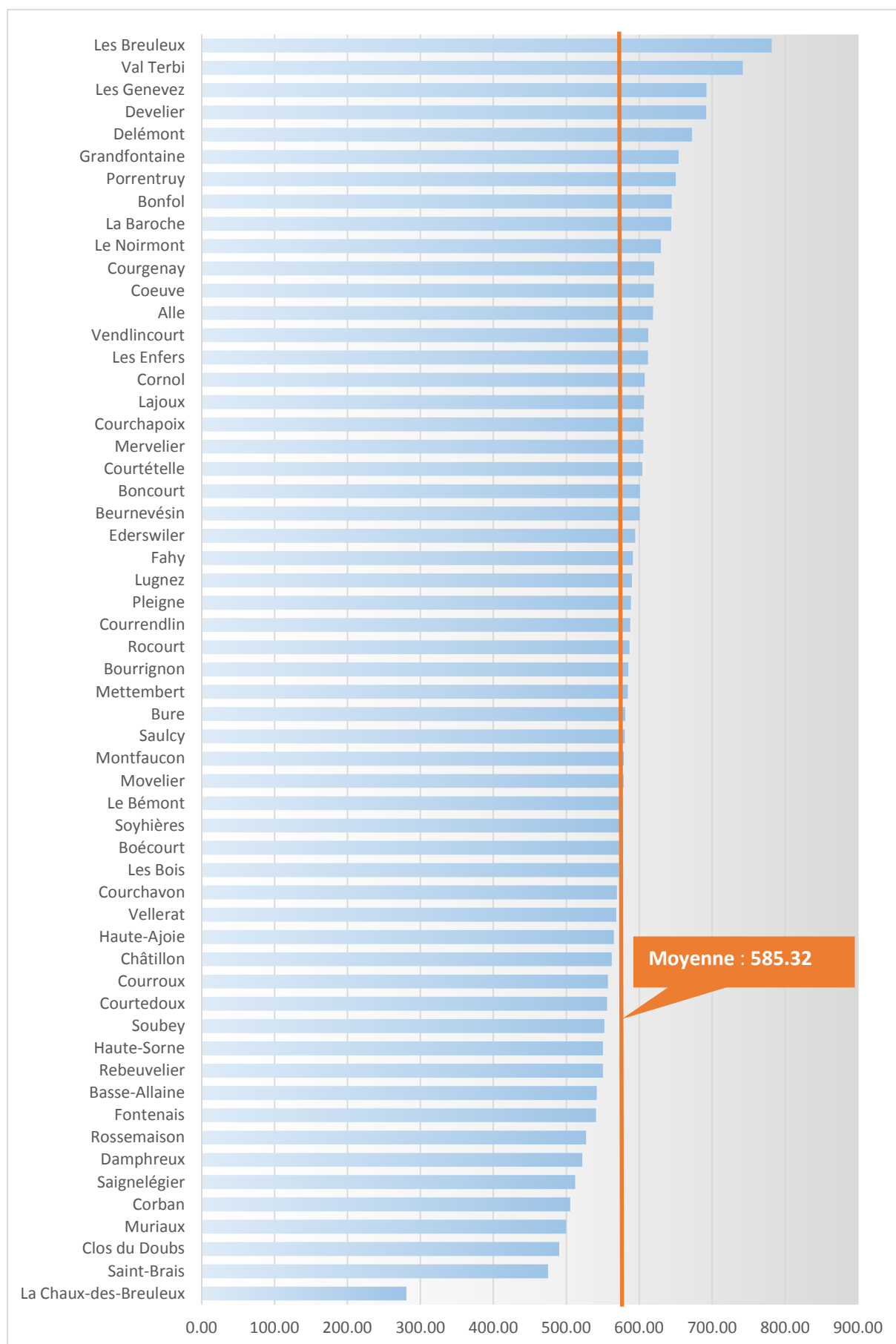
Excédent de charges en franc par habitant



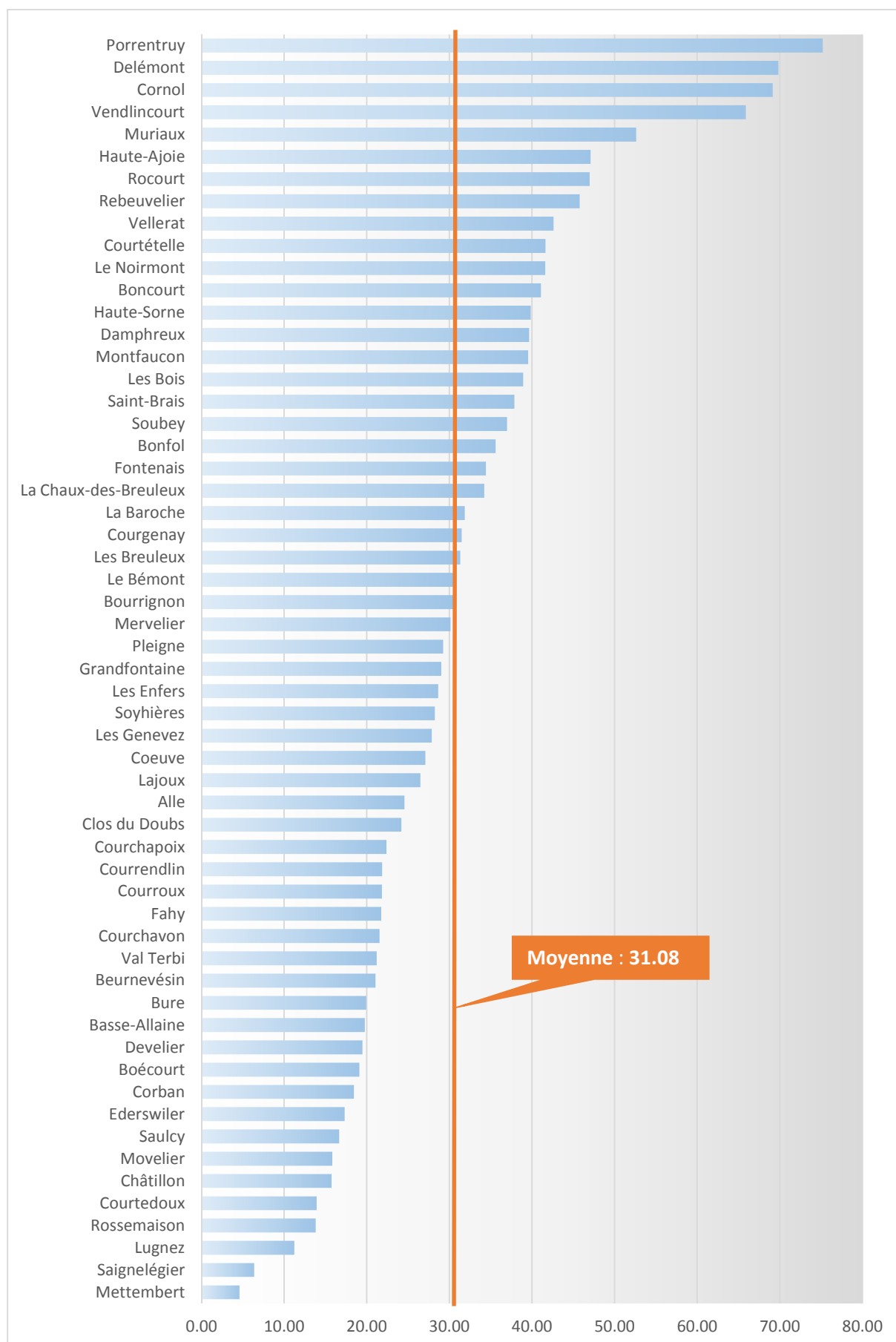
5. Instruction, formation, culture et sport
Exercice 2013
 Excédent de charges en franc par habitant



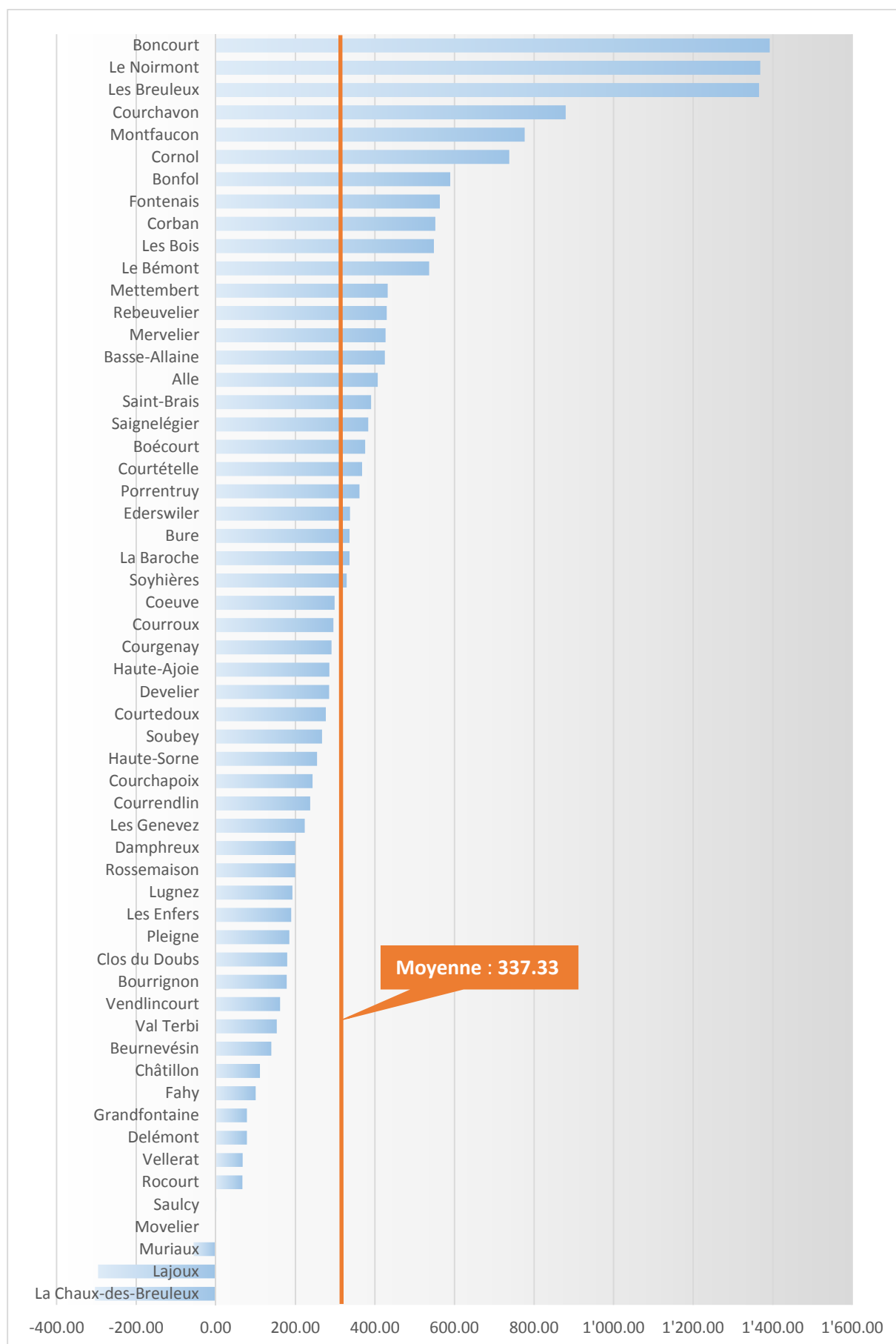
6. Action sociales et santé publique
Exercice 2013
 Excédent de charges en franc par habitant



7. Economie publique
Exercice 2013
 Excédent de charges en franc par habitant

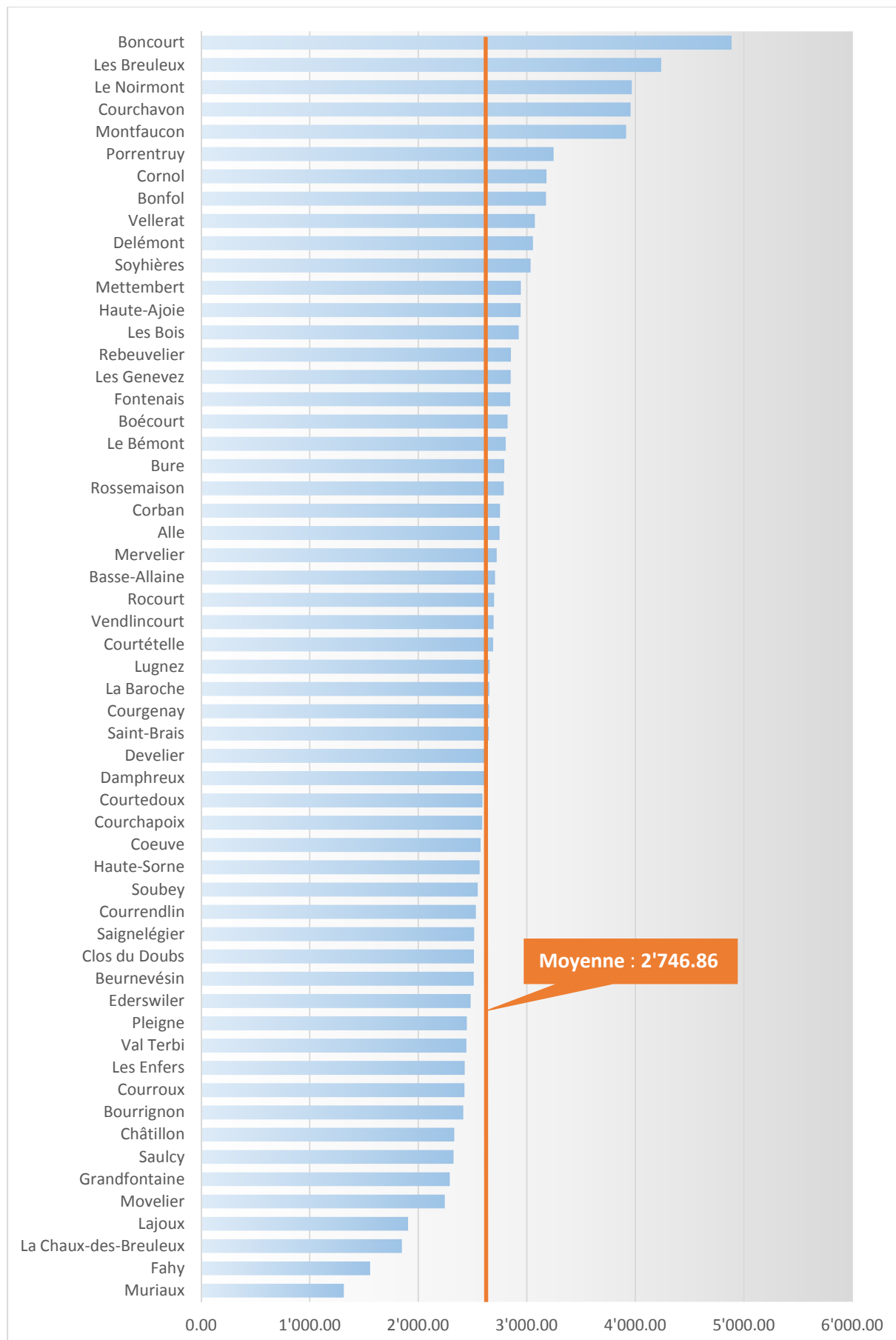


8. Finances
Exercice 2013
 Excédent de charges en franc par habitant

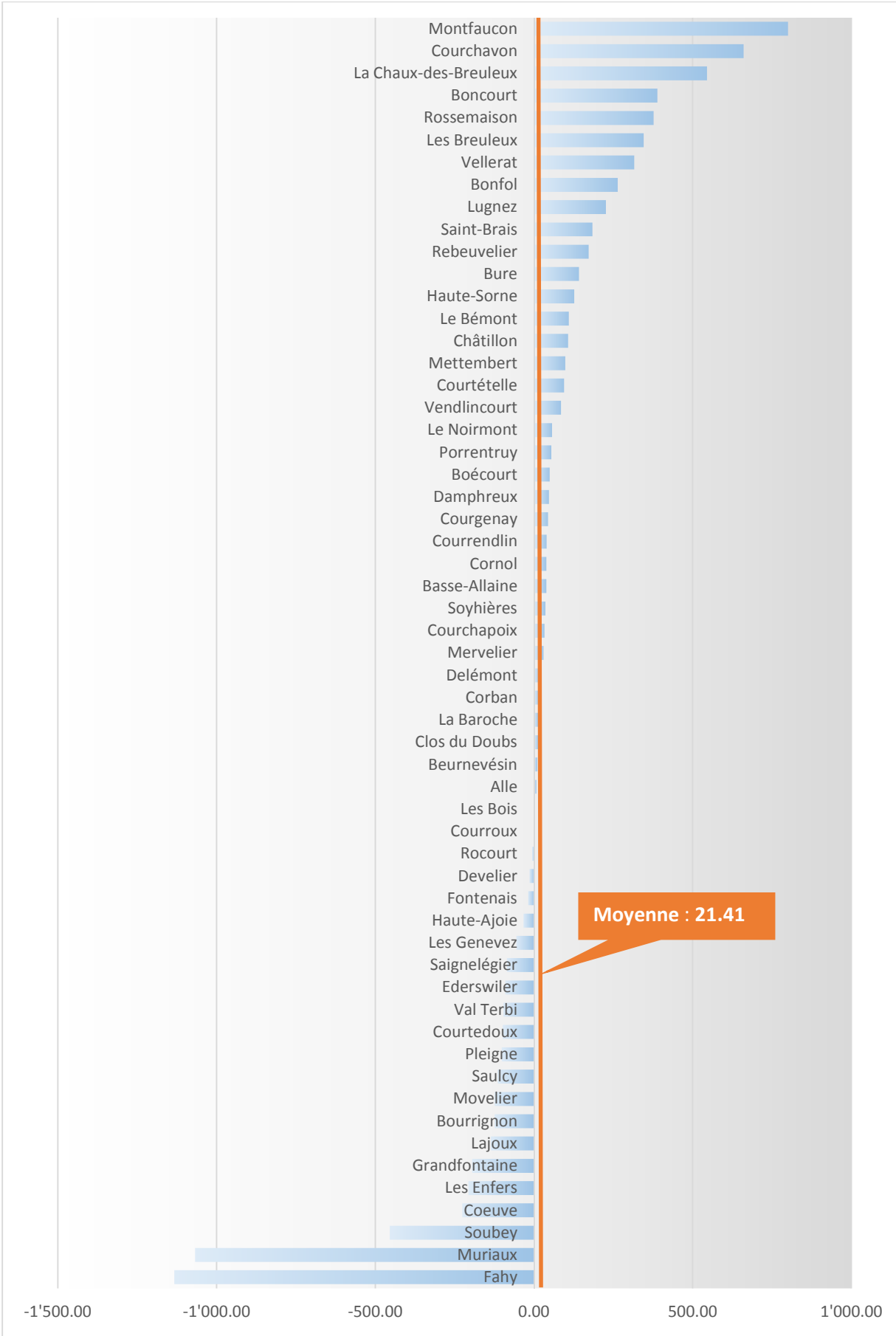


9. Impôts

Excédent de produits en franc par habitant



Récapitulatif du résultat du compte de fonctionnement



VELLERAT
72 habitants

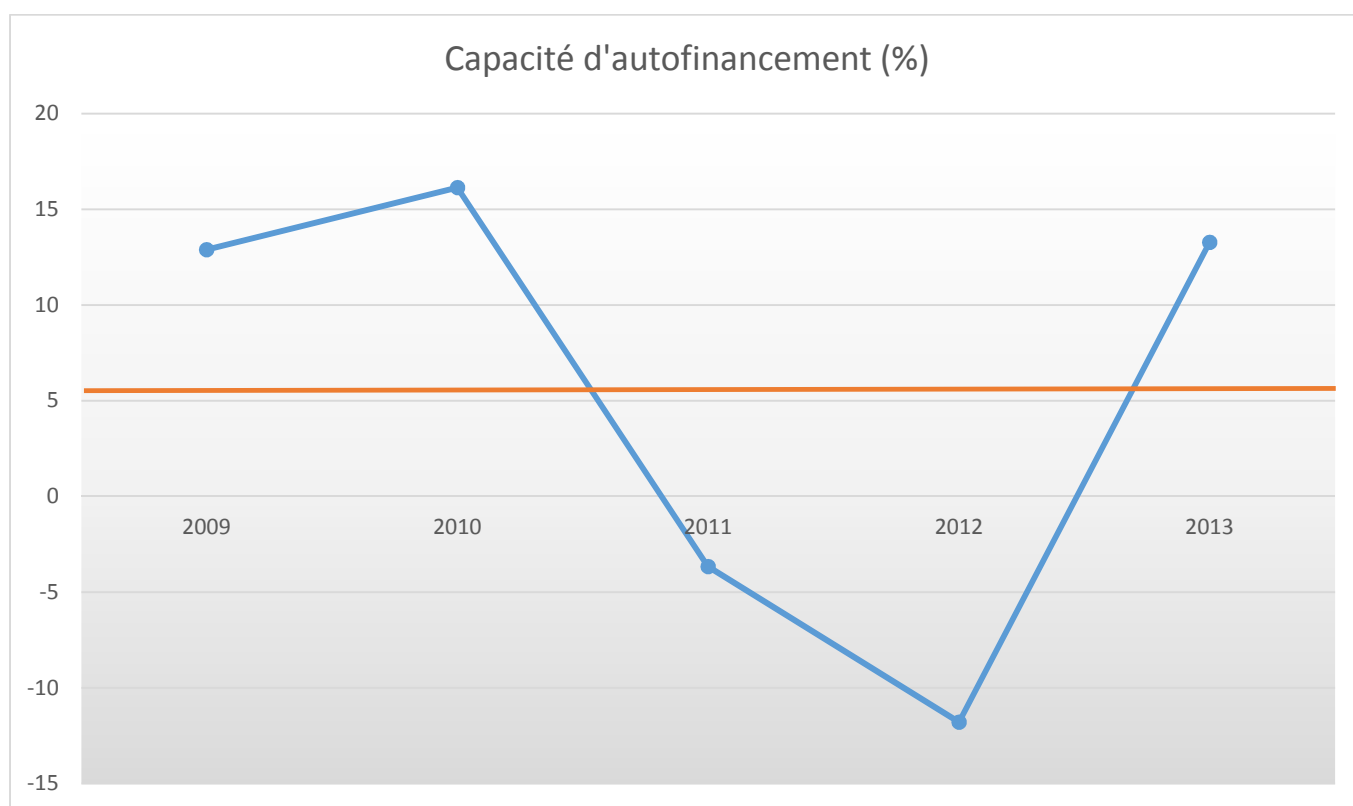
| Vellerat | | Charges | en % | Fr./hab. | Produits | en% | Fr./hab. |
|----------|-------------------------------------|------------------|---------------|-----------------|-----------------|--------------|--------------|
| 1 | Autorité | 41'748.55 | 16.014 | 579.84 | 2'065.25 | 0.729 | 28.68 |
| 100 | Communes, votations, élections | 63.60 | 0.024 | 0.88 | 0.00 | 0.000 | 0.00 |
| 110 | Conseil général/de Ville | 0.00 | 0.000 | 0.00 | 0.00 | 0.000 | 0.00 |
| 111 | Conseil communal | 4'833.05 | 1.854 | 67.13 | 0.00 | 0.000 | 0.00 |
| 112 | Commissions | 1'023.45 | 0.393 | 14.21 | 0.00 | 0.000 | 0.00 |
| 115 | Personnel administratif | 14'617.90 | 5.607 | 203.03 | 0.00 | 0.000 | 0.00 |
| 116 | Charges du personnel | 3'383.65 | 1.298 | 47.00 | 1'292.65 | 0.456 | 17.95 |
| 130 | Frais administratifs | 17'826.90 | 6.838 | 247.60 | 772.60 | 0.273 | 10.73 |
| 170 | Emoluments | 0.00 | 0.000 | 0.00 | 0.00 | 0.000 | 0.00 |
| 2 | Travaux publics | 20'664.80 | 7.927 | 287.01 | 5'414.10 | 1.910 | 75.20 |
| 200 | Entretien des routes | 13'133.70 | 5.038 | 182.41 | 0.00 | 0.000 | 0.00 |
| 201 | Ouvrages collectifs | 0.00 | 0.000 | 0.00 | 0.00 | 0.000 | 0.00 |
| 205 | Eclairage public | 3'365.80 | 1.291 | 46.75 | 2'982.00 | 1.052 | 41.42 |
| 206 | Horloge publique | 0.00 | 0.000 | 0.00 | 0.00 | 0.000 | 0.00 |
| 210 | Cours d'eau | 0.00 | 0.000 | 0.00 | 0.00 | 0.000 | 0.00 |
| 230 | Cadastre | 4'001.30 | 1.535 | 55.57 | 2'432.10 | 0.858 | 33.78 |
| 240 | Aménagement du territoire | 164.00 | 0.063 | 2.28 | 0.00 | 0.000 | 0.00 |
| 3 | Affaire juridique, police | 963.00 | 0.369 | 13.38 | 0.00 | 0.000 | 0.00 |
| 310 | Police communale | 60.00 | 0.023 | 0.83 | 0.00 | 0.000 | 0.00 |
| 330 | Cantonement | 690.00 | 0.265 | 9.58 | 0.00 | 0.000 | 0.00 |
| 340 | Protection civile | 213.00 | 0.082 | 2.96 | 0.00 | 0.000 | 0.00 |
| 4 | Hygiène publique | 0.00 | 0.000 | 0.00 | 0.00 | 0.000 | 0.00 |
| 400 | Police des denrées | 0.00 | 0.000 | 0.00 | 0.00 | 0.000 | 0.00 |
| 410 | Police sanitaire | 0.00 | 0.000 | 0.00 | 0.00 | 0.000 | 0.00 |
| 415 | Arrondissement de sépulture | 0.00 | 0.000 | 0.00 | 0.00 | 0.000 | 0.00 |
| 5 | Instruction | 94'117.35 | 36.103 | 1'307.19 | 197.20 | 0.070 | 2.74 |
| 510 | Service de l'école/école primaire | 4'900.00 | 1.880 | 68.06 | 91.00 | 0.032 | 1.26 |
| 511 | Transport scolaire | 0.00 | 0.000 | 0.00 | 0.00 | 0.000 | 0.00 |
| 512 | Places de jeu/Halles de gym. | 10'668.90 | 4.093 | 148.18 | 0.00 | 0.000 | 0.00 |
| 520 | Ecole secondaire | 7'487.35 | 2.872 | 103.99 | 106.20 | 0.037 | 1.48 |
| 530 | Colonie de vacances | 0.00 | 0.000 | 0.00 | 0.00 | 0.000 | 0.00 |
| 540 | Ecole ménagère | 0.00 | 0.000 | 0.00 | 0.00 | 0.000 | 0.00 |
| 570 | Ecole enfantine | 1'070.00 | 0.410 | 14.86 | 0.00 | 0.000 | 0.00 |
| 580 | Contr. écolage, piscine, biblio ... | 721.00 | 0.277 | 10.01 | 0.00 | 0.000 | 0.00 |
| 590 | Contribution pour instruction | 69'270.10 | 26.572 | 962.08 | 0.00 | 0.000 | 0.00 |
| 6 | Action social | 42'280.90 | 16.219 | 587.23 | 1'342.10 | 0.474 | 18.64 |
| 600 | Secours | 2'287.80 | 0.878 | 31.78 | 0.00 | 0.000 | 0.00 |
| 610 | Service dentaire | 0.00 | 0.000 | 0.00 | 0.00 | 0.000 | 0.00 |
| 620 | Autres institutions | 50.00 | 0.019 | 0.69 | 0.00 | 0.000 | 0.00 |
| 630 | Foyers communaux | 965.00 | 0.370 | 13.40 | 0.00 | 0.000 | 0.00 |
| 640 | Crèches, UAPE | 0.00 | 0.000 | 0.00 | 0.00 | 0.000 | 0.00 |
| 650 | Répartition des charges | 18'417.10 | 7.065 | 255.79 | 0.00 | 0.000 | 0.00 |
| 659 | AVS, off. logement, chômage etc | 20'561.00 | 7.887 | 285.57 | 1'342.10 | 0.474 | 18.64 |
| 665 | Contr. Institution publique | 0.00 | 0.000 | 0.00 | 0.00 | 0.000 | 0.00 |

| Vellerat | | Charges | en % | Fr./hab. | Produits | en% | Fr./hab. |
|----------|--------------------------------|-------------------|---------------|-----------------|-------------------|---------------|-----------------|
| 7 | Economie publique | 3'067.00 | 1.176 | 42.60 | 0.00 | 0.000 | 0.00 |
| | 700 Foires, marchés | 0.00 | 0.000 | 0.00 | 0.00 | 0.000 | 0.00 |
| | 710 Tourisme | 256.00 | 0.098 | 3.56 | 0.00 | 0.000 | 0.00 |
| | 720 Agriculture | 2'811.00 | 1.078 | 39.04 | 0.00 | 0.000 | 0.00 |
| | 740 Développement économique | 0.00 | 0.000 | 0.00 | 0.00 | 0.000 | 0.00 |
| 8 | Finances | 24'108.50 | 9.248 | 334.84 | 19'242.55 | 6.789 | 267.26 |
| | 810 Intérêts courts termes | 1.80 | 0.001 | 0.03 | 0.00 | 0.000 | 0.00 |
| | 811 Intérêts longs termes | 9'122.70 | 3.499 | 126.70 | 0.00 | 0.000 | 0.00 |
| | 820 Amortissements | 9'984.00 | 3.830 | 138.67 | 0.00 | 0.000 | 0.00 |
| | 825 Charges d'immeubles | 0.00 | 0.000 | 0.00 | 0.00 | 0.000 | 0.00 |
| | 826 Pâturages | 0.00 | 0.000 | 0.00 | 0.00 | 0.000 | 0.00 |
| | 830 Subvention et contribution | 0.00 | 0.000 | 0.00 | 0.00 | 0.000 | 0.00 |
| | 840 Intérêts actifs | 0.00 | 0.000 | 0.00 | 2'465.25 | 0.870 | 34.24 |
| | 850 Rendement des immeubles | 5'000.00 | 1.918 | 69.44 | 16'527.30 | 5.831 | 229.55 |
| | 855 Provision, réserve, fonds | 0.00 | 0.000 | 0.00 | 0.00 | 0.000 | 0.00 |
| | 860 Subventions | 0.00 | 0.000 | 0.00 | 0.00 | 0.000 | 0.00 |
| | 870 Gains vente fortune | 0.00 | 0.000 | 0.00 | 250.00 | 0.088 | 3.47 |
| | 875 Divers | 0.00 | 0.000 | 0.00 | 0.00 | 0.000 | 0.00 |
| 9 | Imposition | 33'742.65 | 12.943 | 468.65 | 255'172.15 | 90.029 | 3'544.06 |
| | 910 Impôts ordinaires | 0.00 | 0.000 | 0.00 | 185'706.70 | 65.520 | 2'579.26 |
| | 911 Variation d'impôts | 14'877.35 | 5.707 | 206.63 | 36'752.55 | 12.967 | 510.45 |
| | 912 Partage d'impôts | 6'859.70 | 2.631 | 95.27 | 5'752.50 | 2.030 | 79.90 |
| | 915 Elimination d'impôts | 11'885.60 | 4.559 | 165.08 | 0.00 | 0.000 | 0.00 |
| | 920 Autres impôts | 120.00 | 0.046 | 1.67 | 5'858.40 | 2.067 | 81.37 |
| | 940 Fonds de péréquation | 0.00 | 0.000 | 0.00 | 21'102.00 | 7.445 | 293.08 |
| | Totaux | 260'692.75 | 100.00 | 3'620.73 | 283'433.35 | 100.00 | 3'936.57 |
| | Excédent de produits | 22'740.60 | | | | | |
| | | 283'433.35 | | | 283'433.35 | | |

VELLERAT

INDICATEURS FINANCIERS 2009 – 2013

| | 2009 | 2010 | 2011 | 2012 | 2013 | Moyenne |
|---------------------------------------|-----------|-----------|------------|------------|-----------|------------------|
| Autofinancement (en fr.) | 39'166.00 | 51'993.00 | -10'038.65 | -28'324.05 | 37'643.00 | 18'087.86 |
| Degré d'autofinancement (%) | 0.00 | 0.00 | 0.00 | 0.00 | 0.00 | 0.00 |
| Capacité d'autofinancement (%) | 12.89 | 16.13 | -3.67 | -11.79 | 13.28 | 5.37 |



Une capacité d'autofinancement de :

- Moins de 10% est considéré comme mauvaise
- De 10% à 20% est considéré comme moyenne à bonne
- Plus de 20% est considéré comme très bonne

LA CHAUX-DES-BREULEUX

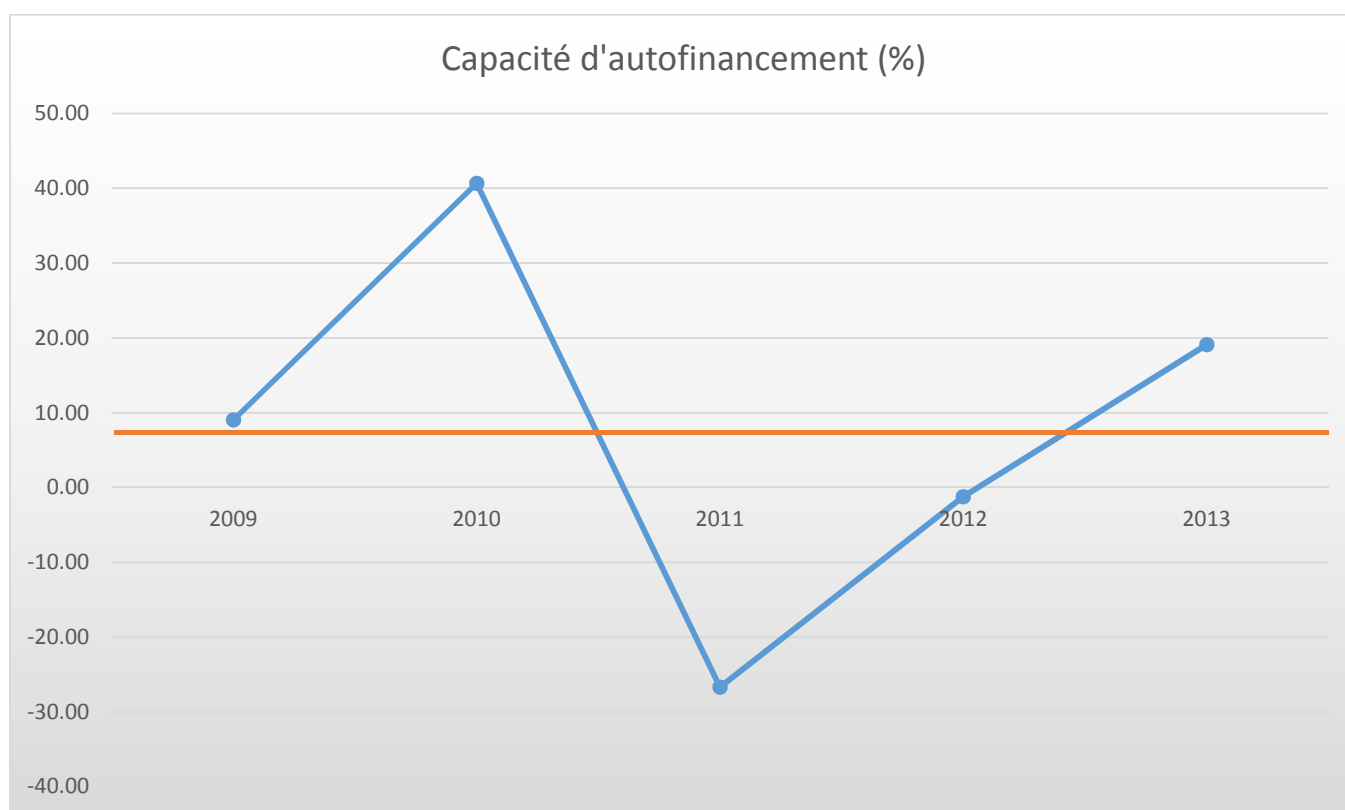
99 habitants

| La Chaux-des-Breuleux | | Charges | en % | Fr./hab. | Produits | en% | Fr./hab. |
|-----------------------|-------------------------------------|-------------------|---------------|-----------------|------------------|--------------|---------------|
| 1 | Autorité | 35'865.93 | 8.193 | 362.28 | 14'174.65 | 2.883 | 143.18 |
| 100 | Communes, votations, élections | 97.20 | 0.022 | 0.98 | 0.00 | 0.000 | 0.00 |
| 110 | Conseil général/de Ville | 0.00 | 0.000 | 0.00 | 0.00 | 0.000 | 0.00 |
| 111 | Conseil communal | 7'424.05 | 1.696 | 74.99 | 0.00 | 0.000 | 0.00 |
| 112 | Commissions | 0.00 | 0.000 | 0.00 | 0.00 | 0.000 | 0.00 |
| 115 | Personnel administratif | 21'039.00 | 4.806 | 212.52 | 13'750.00 | 2.797 | 138.89 |
| 116 | Charges du personnel | 3'601.25 | 0.823 | 36.38 | 45.70 | 0.009 | 0.46 |
| 130 | Frais administratifs | 3'704.43 | 0.846 | 37.42 | 141.35 | 0.029 | 1.43 |
| 170 | Emoluments | 0.00 | 0.000 | 0.00 | 237.60 | 0.048 | 2.40 |
| 2 | Travaux publics | 9'024.80 | 2.062 | 91.16 | 25'378.45 | 5.162 | 256.35 |
| 200 | Entretien des routes | 5'017.15 | 1.146 | 50.68 | 10'445.05 | 2.124 | 105.51 |
| 201 | Ouvrages collectifs | 0.00 | 0.000 | 0.00 | 0.00 | 0.000 | 0.00 |
| 205 | Eclairage public | 2'795.45 | 0.639 | 28.24 | 4'946.55 | 1.006 | 49.97 |
| 206 | Horloge publique | 0.00 | 0.000 | 0.00 | 0.00 | 0.000 | 0.00 |
| 210 | Cours d'eau | 0.00 | 0.000 | 0.00 | 0.00 | 0.000 | 0.00 |
| 230 | Cadastre | 1'212.20 | 0.277 | 12.24 | 9'986.85 | 2.031 | 100.88 |
| 240 | Aménagement du territoire | 0.00 | 0.000 | 0.00 | 0.00 | 0.000 | 0.00 |
| 3 | Affaire juridique, police | 392.75 | 0.090 | 3.97 | 0.00 | 0.000 | 0.00 |
| 310 | Police communale | 0.00 | 0.000 | 0.00 | 0.00 | 0.000 | 0.00 |
| 330 | Cantonnement | 0.00 | 0.000 | 0.00 | 0.00 | 0.000 | 0.00 |
| 340 | Protection civile | 392.75 | 0.090 | 3.97 | 0.00 | 0.000 | 0.00 |
| 4 | Hygiène publique | 1'355.10 | 0.310 | 13.69 | 0.00 | 0.000 | 0.00 |
| 400 | Police des denrées | 0.00 | 0.000 | 0.00 | 0.00 | 0.000 | 0.00 |
| 410 | Police sanitaire | 0.00 | 0.000 | 0.00 | 0.00 | 0.000 | 0.00 |
| 415 | Arrondissement de sépulture | 1'355.10 | 0.310 | 13.69 | 0.00 | 0.000 | 0.00 |
| 5 | Instruction | 144'096.70 | 32.917 | 1'455.52 | 23'052.00 | 4.688 | 232.85 |
| 510 | Service de l'école/école primaire | 437.65 | 0.100 | 4.42 | 0.00 | 0.000 | 0.00 |
| 511 | Transport scolaire | 0.00 | 0.000 | 0.00 | 0.00 | 0.000 | 0.00 |
| 512 | Places de jeu/Halles de gym | 51'007.85 | 11.652 | 515.23 | 19'613.65 | 3.989 | 198.12 |
| 520 | Ecole secondaire | 4'798.40 | 1.096 | 48.47 | 0.00 | 0.000 | 0.00 |
| 530 | Colonie de vacances | 0.00 | 0.000 | 0.00 | 0.00 | 0.000 | 0.00 |
| 540 | Ecole ménagère | 0.00 | 0.000 | 0.00 | 0.00 | 0.000 | 0.00 |
| 570 | Ecole enfantine | 1'585.20 | 0.362 | 16.01 | 3'438.35 | 0.699 | 34.73 |
| 580 | Contr. écolage, piscine, biblio ... | 1'215.05 | 0.278 | 12.27 | 0.00 | 0.000 | 0.00 |
| 590 | Contribution pour instruction | 85'052.55 | 19.429 | 859.12 | 0.00 | 0.000 | 0.00 |
| 6 | Action social | 56'028.45 | 12.799 | 565.94 | 28'232.50 | 5.742 | 285.18 |
| 600 | Secours | 20'947.95 | 4.785 | 211.60 | 26'910.50 | 5.473 | 271.82 |
| 610 | Service dentaire | 0.00 | 0.000 | 0.00 | 0.00 | 0.000 | 0.00 |
| 620 | Autres institutions | 0.00 | 0.000 | 0.00 | 0.00 | 0.000 | 0.00 |
| 630 | Foyers communaux | 0.00 | 0.000 | 0.00 | 0.00 | 0.000 | 0.00 |
| 640 | Crèches, UAPE | 0.00 | 0.000 | 0.00 | 0.00 | 0.000 | 0.00 |
| 650 | Répartition des charges | 11'671.00 | 2.666 | 117.89 | 0.00 | 0.000 | 0.00 |
| 659 | AVS, off. logement, chômage etc | 23'365.50 | 5.338 | 236.02 | 1'322.00 | 0.269 | 13.35 |
| 665 | Contr. Institution publique | 44.00 | 0.010 | 0.44 | 0.00 | 0.000 | 0.00 |

| La Chaux-des-Breuleux | | | Charges | en % | Fr./hab. | Produits | en% | Fr./hab. |
|-----------------------|-----|-----------------------------|-------------------|---------------|-----------------|-------------------|---------------|-----------------|
| 7 | | Economie publique | 3'387.15 | 0.774 | 34.21 | 0.00 | 0.000 | 0.00 |
| | 700 | Foires, marchés | 0.00 | 0.000 | 0.00 | 0.00 | 0.000 | 0.00 |
| | 710 | Tourisme | 2'273.00 | 0.519 | 22.96 | 0.00 | 0.000 | 0.00 |
| | 720 | Agriculture | 769.15 | 0.176 | 7.77 | 0.00 | 0.000 | 0.00 |
| | 740 | Développement économique | 345.00 | 0.079 | 3.48 | 0.00 | 0.000 | 0.00 |
| 8 | | Finances | 168'152.20 | 38.412 | 1'698.51 | 198'234.10 | 40.318 | 2'002.36 |
| | 810 | Intérêts courts termes | 61.45 | 0.014 | 0.62 | 0.00 | 0.000 | 0.00 |
| | 811 | Intérêts longs termes | 8'479.80 | 1.937 | 85.65 | 0.00 | 0.000 | 0.00 |
| | 820 | Amortissements | 12'852.45 | 2.936 | 129.82 | 0.00 | 0.000 | 0.00 |
| | 825 | Charges d'immeubles | 940.65 | 0.215 | 9.50 | 0.00 | 0.000 | 0.00 |
| | 826 | Pâturages | 141'808.65 | 32.395 | 1'432.41 | 141'808.65 | 28.842 | 1'432.41 |
| | 830 | Subvention et contribution | 4'009.20 | 0.916 | 40.50 | 0.00 | 0.000 | 0.00 |
| | 840 | Intérêts actifs | 0.00 | 0.000 | 0.00 | 1'931.15 | 0.393 | 19.51 |
| | 850 | Rendement des immeubles | 0.00 | 0.000 | 0.00 | 54'233.30 | 11.030 | 547.81 |
| | 855 | Provision, réserve, fonds | 0.00 | 0.000 | 0.00 | 261.00 | 0.053 | 2.64 |
| | 860 | Subventions | 0.00 | 0.000 | 0.00 | 0.00 | 0.000 | 0.00 |
| | 870 | Gains vente fortune | 0.00 | 0.000 | 0.00 | 0.00 | 0.000 | 0.00 |
| | 875 | Divers | 0.00 | 0.000 | 0.00 | 0.00 | 0.000 | 0.00 |
| 9 | | Imposition | 19'451.20 | 4.443 | 196.48 | 202'608.95 | 41.207 | 2'046.56 |
| | 910 | Impôts ordinaires | 0.00 | 0.000 | 0.00 | 160'903.10 | 32.725 | 1'625.28 |
| | 911 | Variation d'impôts | 14'866.00 | 3.396 | 150.16 | 340.15 | 0.069 | 3.44 |
| | 912 | Partage d'impôts | 91.25 | 0.021 | 0.92 | 1'030.00 | 0.209 | 10.40 |
| | 915 | Elimination d'impôts | 4'343.95 | 0.992 | 43.88 | 0.00 | 0.000 | 0.00 |
| | 920 | Autres impôts | 150.00 | 0.034 | 1.52 | 10'129.70 | 2.060 | 102.32 |
| | 940 | Fonds de péréquation | 0.00 | 0.000 | 0.00 | 30'206.00 | 6.143 | 305.11 |
| | | Totaux | 437'754.28 | 100.00 | 4'421.76 | 491'680.65 | 100.00 | 4'966.47 |
| | | Excédent de produits | 53'926.37 | | | | | |
| | | | 491'680.65 | | | 491'680.65 | | |

LA CHAUX-DES-BREULEUX
INDICATEURS FINANCIERS 2009 – 2013

| | 2009 | 2010 | 2011 | 2012 | 2013 | Moyenne |
|---------------------------------------|-----------|------------|-------------|-----------|-----------|------------------|
| Autofinancement (en fr.) | 37'660.00 | 298'342.25 | -114'440.00 | -5'292.40 | 90'981.27 | 61'450.22 |
| Degré d'autofinancement (%) | 0.00 | 0.00 | 0.00 | 0.00 | 0.00 | 0.00 |
| Capacité d'autofinancement (%) | 9.05 | 40.66 | -26.71 | -1.21 | 19.10 | 8.18 |



Une capacité d'autofinancement de :

- Moins de 10% est considéré comme mauvaise
- De 10% à 20% est considéré comme moyenne à bonne
- Plus de 20% est considéré comme très bonne

METTEMBERT

112 habitants

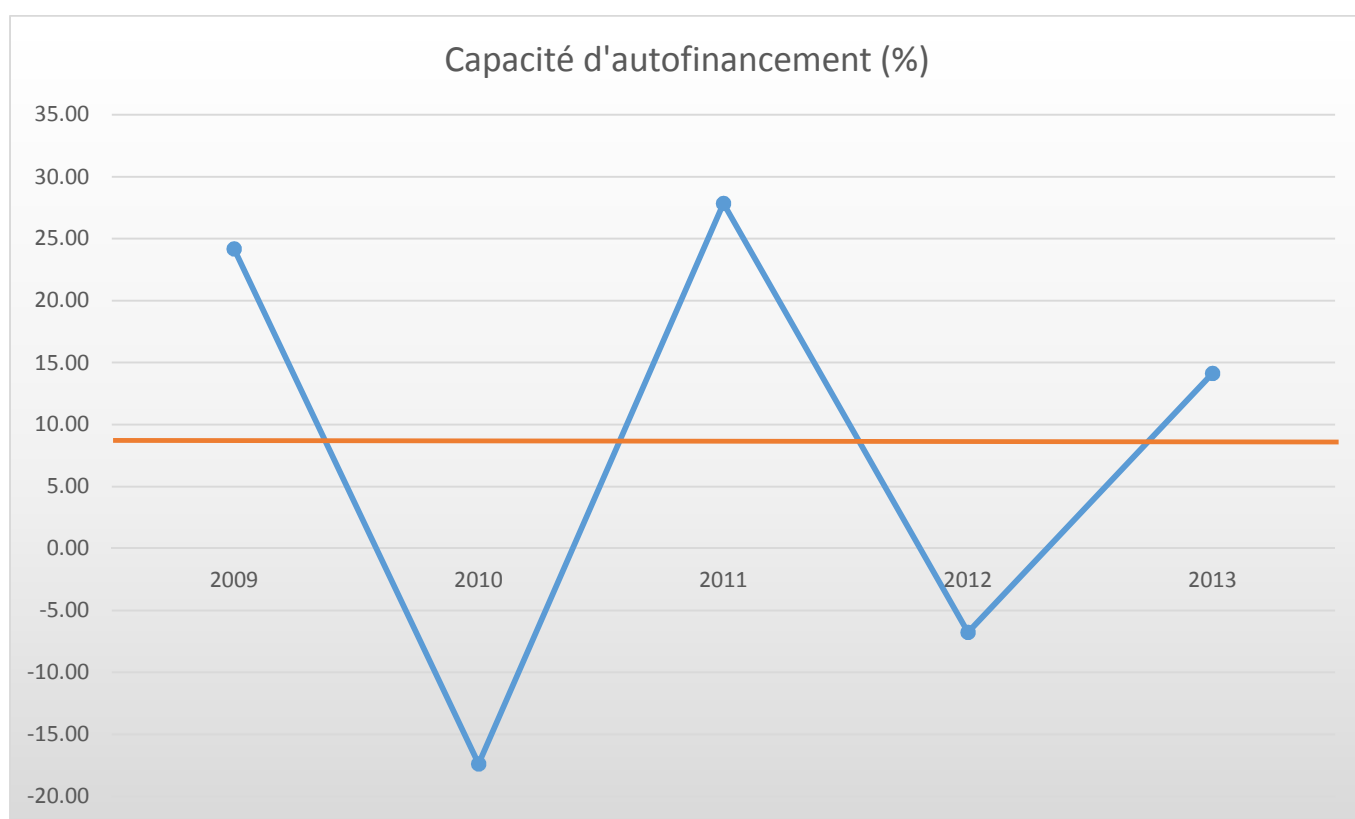
| Mettembert | | Charges | en % | Fr./hab. | Produits | en% | Fr./hab. |
|------------|-------------------------------------|-------------------|---------------|-----------------|------------------|--------------|---------------|
| 1 | Autorité | 68'018.35 | 14.415 | 607.31 | 12'098.85 | 2.506 | 108.03 |
| 100 | Communes, votations, élections | 0.00 | 0.000 | 0.00 | 0.00 | 0.000 | 0.00 |
| 110 | Conseil général/de Ville | 0.00 | 0.000 | 0.00 | 0.00 | 0.000 | 0.00 |
| 111 | Conseil communal | 11'128.35 | 2.358 | 99.36 | 0.00 | 0.000 | 0.00 |
| 112 | Commissions | 825.00 | 0.175 | 7.37 | 0.00 | 0.000 | 0.00 |
| 115 | Personnel administratif | 25'570.00 | 5.419 | 228.30 | 5'900.00 | 1.222 | 52.68 |
| 116 | Charges du personnel | 12'498.50 | 2.649 | 111.59 | 4'289.05 | 0.888 | 38.30 |
| 130 | Frais administratifs | 17'991.50 | 3.813 | 160.64 | 1'721.80 | 0.357 | 15.37 |
| 170 | Emoluments | 5.00 | 0.001 | 0.04 | 188.00 | 0.039 | 1.68 |
| 2 | Travaux publics | 15'840.35 | 3.357 | 141.43 | 9'979.40 | 2.067 | 89.10 |
| 200 | Entretien des routes | 7'762.10 | 1.645 | 69.30 | 1'110.00 | 0.230 | 9.91 |
| 201 | Ouvrages collectifs | 0.00 | 0.000 | 0.00 | 0.00 | 0.000 | 0.00 |
| 205 | Eclairage public | 4'124.10 | 0.874 | 36.82 | 4'895.00 | 1.014 | 43.71 |
| 206 | Horloge publique | 0.00 | 0.000 | 0.00 | 0.00 | 0.000 | 0.00 |
| 210 | Cours d'eau | 0.00 | 0.000 | 0.00 | 0.00 | 0.000 | 0.00 |
| 230 | Cadastre | 3'954.15 | 0.838 | 35.30 | 3'974.40 | 0.823 | 35.49 |
| 240 | Aménagement du territoire | 0.00 | 0.000 | 0.00 | 0.00 | 0.000 | 0.00 |
| 3 | Affaire juridique, police | 994.55 | 0.211 | 8.88 | 0.00 | 0.000 | 0.00 |
| 310 | Police communale | 0.00 | 0.000 | 0.00 | 0.00 | 0.000 | 0.00 |
| 330 | Cantonement | 0.00 | 0.000 | 0.00 | 0.00 | 0.000 | 0.00 |
| 340 | Protection civile | 994.55 | 0.211 | 8.88 | 0.00 | 0.000 | 0.00 |
| 4 | Hygiène publique | 1'210.05 | 0.256 | 10.80 | 0.00 | 0.000 | 0.00 |
| 400 | Police des denrées | 0.00 | 0.000 | 0.00 | 0.00 | 0.000 | 0.00 |
| 410 | Police sanitaire | 0.00 | 0.000 | 0.00 | 0.00 | 0.000 | 0.00 |
| 415 | Arrondissement de sépulture | 1'210.05 | 0.256 | 10.80 | 0.00 | 0.000 | 0.00 |
| 5 | Instruction | 142'936.25 | 30.292 | 1'276.22 | 2'315.60 | 0.480 | 20.68 |
| 510 | Service de l'école/école primaire | 3'980.15 | 0.844 | 35.54 | 308.00 | 0.064 | 2.75 |
| 511 | Transport scolaire | 0.00 | 0.000 | 0.00 | 0.00 | 0.000 | 0.00 |
| 512 | Places de jeu/Halles de gym. | 12'263.65 | 2.599 | 109.50 | 0.00 | 0.000 | 0.00 |
| 520 | Ecole secondaire | 9'792.00 | 2.075 | 87.43 | 0.00 | 0.000 | 0.00 |
| 530 | Colonie de vacances | 0.00 | 0.000 | 0.00 | 0.00 | 0.000 | 0.00 |
| 540 | Ecole ménagère | 0.00 | 0.000 | 0.00 | 0.00 | 0.000 | 0.00 |
| 570 | Ecole enfantine | 1'000.00 | 0.212 | 8.93 | 0.00 | 0.000 | 0.00 |
| 580 | Contr. écolage, piscine, biblio ... | 2'670.45 | 0.566 | 23.84 | 0.00 | 0.000 | 0.00 |
| 590 | Contribution pour instruction | 113'230.00 | 23.997 | 1'010.98 | 2'007.60 | 0.416 | 17.93 |
| 6 | Action social | 66'821.65 | 14.162 | 596.62 | 1'361.00 | 0.282 | 12.15 |
| 600 | Secours | 0.00 | 0.000 | 0.00 | 0.00 | 0.000 | 0.00 |
| 610 | Service dentaire | 337.20 | 0.071 | 3.01 | 0.00 | 0.000 | 0.00 |
| 620 | Autres institutions | 57.00 | 0.012 | 0.51 | 0.00 | 0.000 | 0.00 |
| 630 | Foyers communaux | 1'005.05 | 0.213 | 8.97 | 0.00 | 0.000 | 0.00 |
| 640 | Crèches, UAPE | 0.00 | 0.000 | 0.00 | 0.00 | 0.000 | 0.00 |
| 650 | Répartition des charges | 31'578.90 | 6.693 | 281.95 | 0.00 | 0.000 | 0.00 |
| 659 | AVS, off. logement, chômage etc | 33'843.50 | 7.172 | 302.17 | 1'361.00 | 0.282 | 12.15 |
| 665 | Contr. Institution publique | 0.00 | 0.000 | 0.00 | 0.00 | 0.000 | 0.00 |

| Mettembert | | Charges | en % | Fr./hab. | Produits | en% | Fr./hab. |
|------------|-----------------------------|-------------------|---------------|-----------------|-------------------|---------------|-----------------|
| 7 | Economie publique | 515.20 | 0.109 | 4.60 | 0.00 | 0.000 | 0.00 |
| 700 | Foires, marchés | 0.00 | 0.000 | 0.00 | 0.00 | 0.000 | 0.00 |
| 710 | Tourisme | 0.00 | 0.000 | 0.00 | 0.00 | 0.000 | 0.00 |
| 720 | Agriculture | 515.20 | 0.109 | 4.60 | 0.00 | 0.000 | 0.00 |
| 740 | Développement économique | 0.00 | 0.000 | 0.00 | 0.00 | 0.000 | 0.00 |
| 8 | Finances | 105'750.15 | 22.412 | 944.20 | 57'388.26 | 11.885 | 512.40 |
| 810 | Intérêts courts termes | 6'959.70 | 1.475 | 62.14 | 1'049.20 | 0.217 | 9.37 |
| 811 | Intérêts longs termes | 6'334.95 | 1.343 | 56.56 | 0.00 | 0.000 | 0.00 |
| 820 | Amortissements | 85'621.75 | 18.146 | 764.48 | 31'935.60 | 6.614 | 285.14 |
| 825 | Charges d'immeubles | 3'453.75 | 0.732 | 30.84 | 66.95 | 0.014 | 0.60 |
| 826 | Pâturages | 0.00 | 0.000 | 0.00 | 0.00 | 0.000 | 0.00 |
| 830 | Subvention et contribution | 1'380.00 | 0.292 | 12.32 | 0.00 | 0.000 | 0.00 |
| 840 | Intérêts actifs | 0.00 | 0.000 | 0.00 | 5'095.51 | 1.055 | 45.50 |
| 850 | Rendement des immeubles | 0.00 | 0.000 | 0.00 | 16'455.00 | 3.408 | 146.92 |
| 855 | Provision, réserve, fonds | 2'000.00 | 0.424 | 17.86 | 2'786.00 | 0.577 | 24.88 |
| 860 | Subventions | 0.00 | 0.000 | 0.00 | 0.00 | 0.000 | 0.00 |
| 870 | Gains vente fortune | 0.00 | 0.000 | 0.00 | 0.00 | 0.000 | 0.00 |
| 875 | Divers | 0.00 | 0.000 | 0.00 | 0.00 | 0.000 | 0.00 |
| 9 | Imposition | 69'767.50 | 14.786 | 622.92 | 399'701.15 | 82.781 | 3'568.76 |
| 910 | Impôts ordinaires | 0.00 | 0.000 | 0.00 | 246'159.35 | 50.981 | 2'197.85 |
| 911 | Variation d'impôts | 12'486.10 | 2.646 | 111.48 | 56'146.90 | 11.628 | 501.31 |
| 912 | Partage d'impôts | 53'991.40 | 11.442 | 482.07 | 1'660.30 | 0.344 | 14.82 |
| 915 | Elimination d'impôts | 0.00 | 0.000 | 0.00 | 0.00 | 0.000 | 0.00 |
| 920 | Autres impôts | 3'290.00 | 0.697 | 29.38 | 19'080.60 | 3.952 | 170.36 |
| 940 | Fonds de péréquation | 0.00 | 0.000 | 0.00 | 76'654.00 | 15.876 | 684.41 |
| | Totaux | 471'854.05 | 100.00 | 4'212.98 | 482'844.26 | 100.00 | 4'311.11 |
| | Excédent de produits | 10'990.21 | | | | | |
| | | 482'844.26 | | | 482'844.26 | | |

METTEMBERT

INDICATEURS FINANCIERS 2009 – 2013

| | 2009 | 2010 | 2011 | 2012 | 2013 | Moyenne |
|---------------------------------------|------------|------------|------------|------------|-----------|------------------|
| Autofinancement (en fr.) | 133'618.00 | -72'784.55 | 129'973.00 | -23'425.00 | 67'479.00 | 46'972.09 |
| Degré d'autofinancement (%) | 127.24 | 0.00 | 96.29 | 0.00 | 0.00 | 44.71 |
| Capacité d'autofinancement (%) | 24.17 | -17.38 | 27.85 | -6.75 | 14.13 | 8.40 |



Une capacité d'autofinancement de :

- Moins de 10% est considéré comme mauvaise
- De 10% à 20% est considéré comme moyenne à bonne
- Plus de 20% est considéré comme très bonne

EDERSWILER

118 habitants

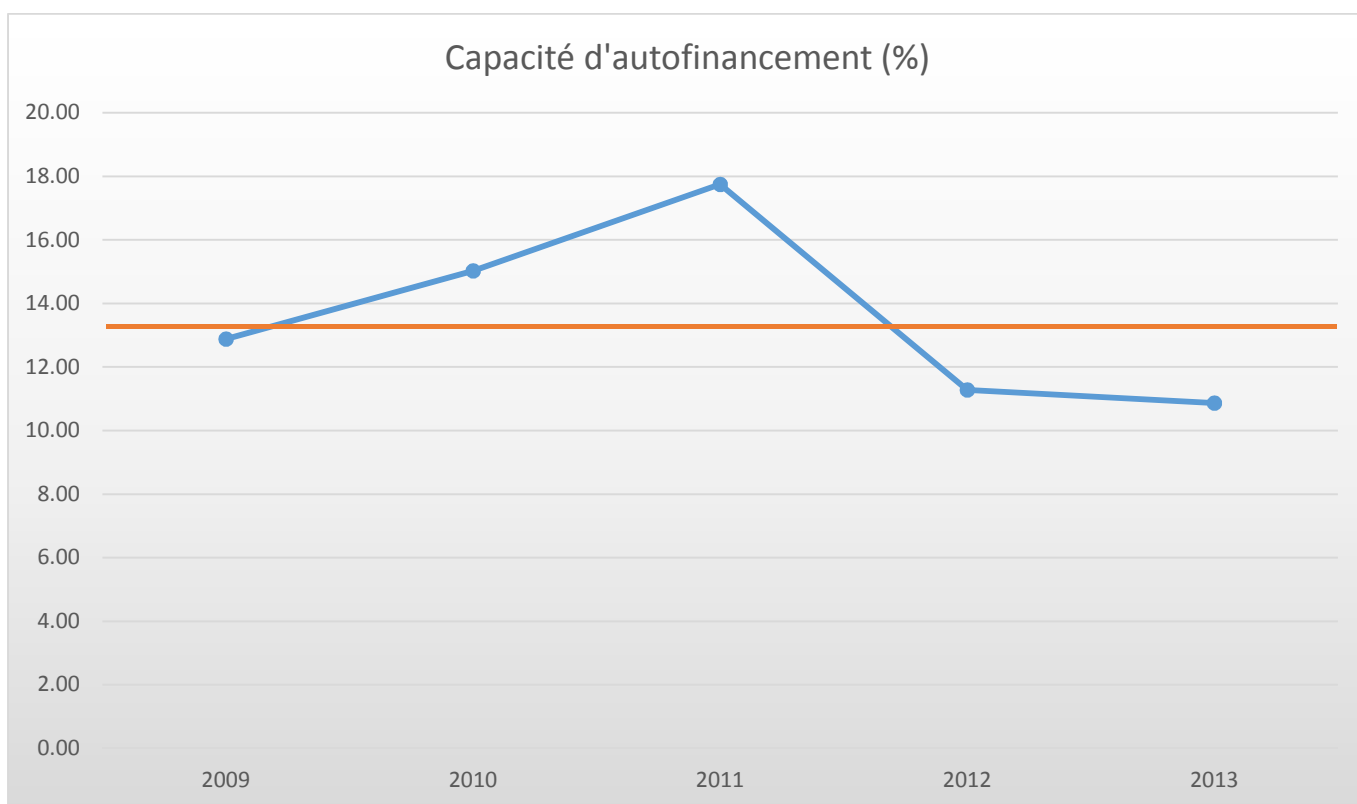
| Ederswiler | | Charges | en % | Fr./hab. | Produits | en% | Fr./hab. |
|------------|-------------------------------------|-------------------|---------------|-----------------|------------------|--------------|---------------|
| 1 | Autorité | 44'849.50 | 12.547 | 380.08 | 12'410.90 | 3.579 | 105.18 |
| 100 | Communes, votations, élections | 750.00 | 0.210 | 6.36 | 0.00 | 0.000 | 0.00 |
| 110 | Conseil général/de Ville | 0.00 | 0.000 | 0.00 | 0.00 | 0.000 | 0.00 |
| 111 | Conseil communal | 9'991.30 | 2.795 | 84.67 | 0.00 | 0.000 | 0.00 |
| 112 | Commissions | 598.00 | 0.167 | 5.07 | 0.00 | 0.000 | 0.00 |
| 115 | Personnel administratif | 15'428.35 | 4.316 | 130.75 | 0.00 | 0.000 | 0.00 |
| 116 | Charges du personnel | 2'851.70 | 0.798 | 24.17 | 0.00 | 0.000 | 0.00 |
| 130 | Frais administratifs | 15'230.15 | 4.261 | 129.07 | 0.00 | 0.000 | 0.00 |
| 170 | Emoluments | 0.00 | 0.000 | 0.00 | 12'410.90 | 3.579 | 105.18 |
| 2 | Travaux publics | 29'290.45 | 8.195 | 248.22 | 5'659.00 | 1.632 | 47.96 |
| 200 | Entretien des routes | 17'824.05 | 4.987 | 151.05 | 0.00 | 0.000 | 0.00 |
| 201 | Ouvrages collectifs | 0.00 | 0.000 | 0.00 | 0.00 | 0.000 | 0.00 |
| 205 | Eclairage public | 4'991.30 | 1.396 | 42.30 | 5'659.00 | 1.632 | 47.96 |
| 206 | Horloge publique | 0.00 | 0.000 | 0.00 | 0.00 | 0.000 | 0.00 |
| 210 | Cours d'eau | 0.00 | 0.000 | 0.00 | 0.00 | 0.000 | 0.00 |
| 230 | Cadastre | 6'435.10 | 1.800 | 54.53 | 0.00 | 0.000 | 0.00 |
| 240 | Aménagement du territoire | 40.00 | 0.011 | 0.34 | 0.00 | 0.000 | 0.00 |
| 3 | Affaire juridique, police | 6'833.70 | 1.912 | 57.91 | 0.00 | 0.000 | 0.00 |
| 310 | Police communale | 0.00 | 0.000 | 0.00 | 0.00 | 0.000 | 0.00 |
| 330 | Cantonement | 0.00 | 0.000 | 0.00 | 0.00 | 0.000 | 0.00 |
| 340 | Protection civile | 6'833.70 | 1.912 | 57.91 | 0.00 | 0.000 | 0.00 |
| 4 | Hygiène publique | 0.00 | 0.000 | 0.00 | 0.00 | 0.000 | 0.00 |
| 400 | Police des denrées | 0.00 | 0.000 | 0.00 | 0.00 | 0.000 | 0.00 |
| 410 | Police sanitaire | 0.00 | 0.000 | 0.00 | 0.00 | 0.000 | 0.00 |
| 415 | Arrondissement de sépulture | 0.00 | 0.000 | 0.00 | 0.00 | 0.000 | 0.00 |
| 5 | Instruction | 128'700.60 | 36.006 | 1'090.68 | 91.00 | 0.026 | 0.77 |
| 510 | Service de l'école/école primaire | 2'900.00 | 0.811 | 24.58 | 0.00 | 0.000 | 0.00 |
| 511 | Transport scolaire | 0.00 | 0.000 | 0.00 | 0.00 | 0.000 | 0.00 |
| 512 | Places de jeu/Halles de gym | 0.00 | 0.000 | 0.00 | 0.00 | 0.000 | 0.00 |
| 520 | Ecole secondaire | 9'000.00 | 2.518 | 76.27 | 0.00 | 0.000 | 0.00 |
| 530 | Colonie de vacances | 0.00 | 0.000 | 0.00 | 0.00 | 0.000 | 0.00 |
| 540 | Ecole ménagère | 0.00 | 0.000 | 0.00 | 0.00 | 0.000 | 0.00 |
| 570 | Ecole enfantine | 700.00 | 0.196 | 5.93 | 0.00 | 0.000 | 0.00 |
| 580 | Contr. écolage, piscine, biblio ... | 0.00 | 0.000 | 0.00 | 0.00 | 0.000 | 0.00 |
| 590 | Contribution pour instruction | 116'100.60 | 32.481 | 983.90 | 91.00 | 0.026 | 0.77 |
| 6 | Action social | 71'521.10 | 20.009 | 606.11 | 1'368.00 | 0.395 | 11.59 |
| 600 | Secours | 0.00 | 0.000 | 0.00 | 0.00 | 0.000 | 0.00 |
| 610 | Service dentaire | 281.00 | 0.079 | 2.38 | 0.00 | 0.000 | 0.00 |
| 620 | Autres institutions | 0.00 | 0.000 | 0.00 | 0.00 | 0.000 | 0.00 |
| 630 | Foyers communaux | 0.00 | 0.000 | 0.00 | 0.00 | 0.000 | 0.00 |
| 640 | Crèches, UAPE | 0.00 | 0.000 | 0.00 | 0.00 | 0.000 | 0.00 |
| 650 | Répartition des charges | 33'950.60 | 9.498 | 287.72 | 0.00 | 0.000 | 0.00 |
| 659 | AVS, off. logement, chômage etc | 36'579.50 | 10.234 | 310.00 | 1'368.00 | 0.395 | 11.59 |
| 665 | Contr. Institution publique | 710.00 | 0.199 | 6.02 | 0.00 | 0.000 | 0.00 |

| Ederswiler | | | Charges | en % | Fr./hab. | Produits | en% | Fr./hab. |
|------------|-----|----------------------------|-------------------|---------------|-----------------|-------------------|---------------|-----------------|
| 7 | | Economie publique | 2'044.45 | 0.572 | 17.33 | 0.00 | 0.000 | 0.00 |
| | 700 | Foires, marchés | 0.00 | 0.000 | 0.00 | 0.00 | 0.000 | 0.00 |
| | 710 | Tourisme | 1'250.00 | 0.350 | 10.59 | 0.00 | 0.000 | 0.00 |
| | 720 | Agriculture | 794.45 | 0.222 | 6.73 | 0.00 | 0.000 | 0.00 |
| | 740 | Développement économique | 0.00 | 0.000 | 0.00 | 0.00 | 0.000 | 0.00 |
| 8 | | Finances | 59'443.85 | 16.630 | 503.76 | 19'614.90 | 5.657 | 166.23 |
| | 810 | Intérêts courts termes | 50.90 | 0.014 | 0.43 | 0.00 | 0.000 | 0.00 |
| | 811 | Intérêts longs termes | 8'782.01 | 2.457 | 74.42 | 0.00 | 0.000 | 0.00 |
| | 820 | Amortissements | 37'209.24 | 10.410 | 315.33 | 13.50 | 0.004 | 0.11 |
| | 825 | Charges d'immeubles | 7'856.95 | 2.198 | 66.58 | 100.00 | 0.029 | 0.85 |
| | 826 | Pâturages | 0.00 | 0.000 | 0.00 | 0.00 | 0.000 | 0.00 |
| | 830 | Subvention et contribution | 1'318.55 | 0.369 | 11.17 | 0.00 | 0.000 | 0.00 |
| | 840 | Intérêts actifs | 226.20 | 0.063 | 1.92 | 2'701.40 | 0.779 | 22.89 |
| | 850 | Rendement des immeubles | 4'000.00 | 1.119 | 33.90 | 16'800.00 | 4.845 | 142.37 |
| | 855 | Provision, réserve, fonds | 0.00 | 0.000 | 0.00 | 0.00 | 0.000 | 0.00 |
| | 860 | Subventions | 0.00 | 0.000 | 0.00 | 0.00 | 0.000 | 0.00 |
| | 870 | Gains vente fortune | 0.00 | 0.000 | 0.00 | 0.00 | 0.000 | 0.00 |
| | 875 | Divers | 0.00 | 0.000 | 0.00 | 0.00 | 0.000 | 0.00 |
| 9 | | Imposition | 14'755.95 | 4.128 | 125.05 | 307'587.50 | 88.711 | 2'606.67 |
| | 910 | Impôts ordinaires | 0.00 | 0.000 | 0.00 | 188'505.90 | 54.367 | 1'597.51 |
| | 911 | Variation d'impôts | 14'755.95 | 4.128 | 125.05 | 11'262.40 | 3.248 | 95.44 |
| | 912 | Partage d'impôts | 0.00 | 0.000 | 0.00 | 0.00 | 0.000 | 0.00 |
| | 915 | Elimination d'impôts | 0.00 | 0.000 | 0.00 | 0.00 | 0.000 | 0.00 |
| | 920 | Autres impôts | 0.00 | 0.000 | 0.00 | 12'305.20 | 3.549 | 104.28 |
| | 940 | Fonds de péréquation | 0.00 | 0.000 | 0.00 | 95'514.00 | 27.547 | 809.44 |
| | | Totaux | 357'439.60 | 100.00 | 3'029.15 | 346'731.30 | 100.00 | 2'938.40 |
| | | Excédent de charges | | | | 10'708.30 | | |
| | | | 357'439.60 | | | 357'439.60 | | |

EDERSWILER

INDICATEURS FINANCIERS 2009 – 2013

| | 2009 | 2010 | 2011 | 2012 | 2013 | Moyenne |
|---------------------------------------|-----------|-----------|-----------|-----------|-----------|------------------|
| Autofinancement (en fr.) | 43'926.00 | 54'105.30 | 65'235.00 | 47'931.55 | 37'692.00 | 49'777.97 |
| Degré d'autofinancement (%) | 0.00 | 0.00 | 0.00 | 180.84 | 0.00 | 36.17 |
| Capacité d'autofinancement (%) | 12.88 | 15.03 | 17.74 | 11.28 | 10.87 | 13.56 |



Une capacité d'autofinancement de :

- Moins de 10% est considéré comme mauvaise
- De 10% à 20% est considéré comme moyenne à bonne
- Plus de 20% est considéré comme très bonne

BEURNEVESIN

131 habitants

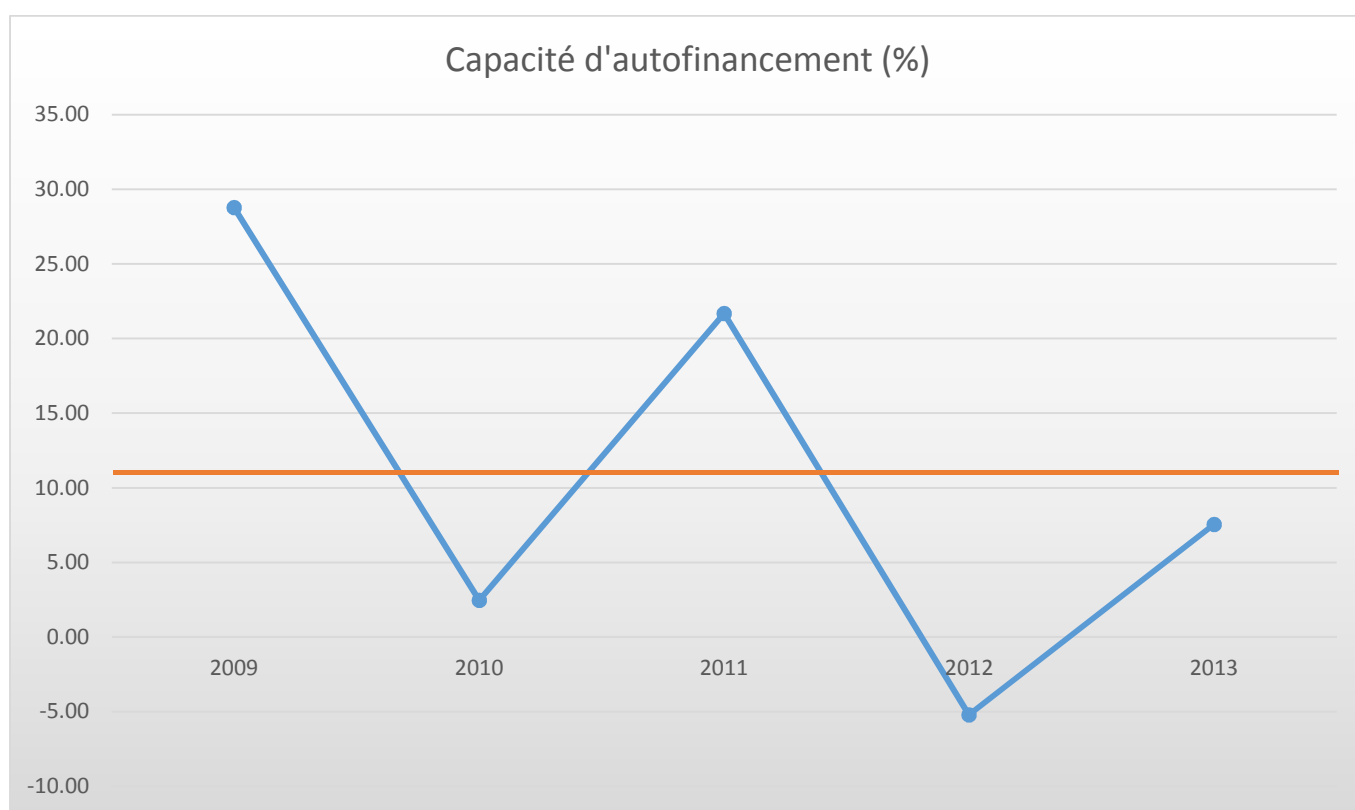
| Beurnevésin | | Charges | en % | Fr./hab. | Produits | en% | Fr./hab. |
|-------------|-------------------------------------|-------------------|---------------|-----------------|------------------|--------------|---------------|
| 1 | Autorité | 65'271.42 | 13.865 | 498.26 | 6'050.10 | 1.281 | 46.18 |
| 100 | Communes, votations, élections | 374.10 | 0.079 | 2.86 | 0.00 | 0.000 | 0.00 |
| 110 | Conseil général/de Ville | 0.00 | 0.000 | 0.00 | 0.00 | 0.000 | 0.00 |
| 111 | Conseil communal | 6'224.00 | 1.322 | 47.51 | 0.00 | 0.000 | 0.00 |
| 112 | Commissions | 360.00 | 0.076 | 2.75 | 0.00 | 0.000 | 0.00 |
| 115 | Personnel administratif | 26'400.00 | 5.608 | 201.53 | 0.00 | 0.000 | 0.00 |
| 116 | Charges du personnel | 12'978.05 | 2.757 | 99.07 | 4'853.00 | 1.028 | 37.05 |
| 130 | Frais administratifs | 18'194.77 | 3.865 | 138.89 | 1'197.10 | 0.254 | 9.14 |
| 170 | Emoluments | 740.50 | 0.157 | 5.65 | 0.00 | 0.000 | 0.00 |
| 2 | Travaux publics | 38'328.50 | 8.142 | 292.58 | 28'643.50 | 6.067 | 218.65 |
| 200 | Entretien des routes | 14'532.75 | 3.087 | 110.94 | 6'658.85 | 1.410 | 50.83 |
| 201 | Ouvrages collectifs | 0.00 | 0.000 | 0.00 | 0.00 | 0.000 | 0.00 |
| 205 | Eclairage public | 5'710.20 | 1.213 | 43.59 | 6'033.00 | 1.278 | 46.05 |
| 206 | Horloge publique | 0.00 | 0.000 | 0.00 | 0.00 | 0.000 | 0.00 |
| 210 | Cours d'eau | 1'208.90 | 0.257 | 9.23 | 0.00 | 0.000 | 0.00 |
| 230 | Cadastre | 16'876.65 | 3.585 | 128.83 | 15'951.65 | 3.379 | 121.77 |
| 240 | Aménagement du territoire | 0.00 | 0.000 | 0.00 | 0.00 | 0.000 | 0.00 |
| 3 | Affaire juridique, police | 2'305.72 | 0.490 | 17.60 | 30.00 | 0.006 | 0.23 |
| 310 | Police communale | 0.00 | 0.000 | 0.00 | 30.00 | 0.006 | 0.23 |
| 330 | Cantonement | 0.00 | 0.000 | 0.00 | 0.00 | 0.000 | 0.00 |
| 340 | Protection civile | 2'305.72 | 0.490 | 17.60 | 0.00 | 0.000 | 0.00 |
| 4 | Hygiène publique | 1'500.00 | 0.319 | 11.45 | 0.00 | 0.000 | 0.00 |
| 400 | Police des denrées | 0.00 | 0.000 | 0.00 | 0.00 | 0.000 | 0.00 |
| 410 | Police sanitaire | 1'500.00 | 0.319 | 11.45 | 0.00 | 0.000 | 0.00 |
| 415 | Arrondissement de sépulture | 0.00 | 0.000 | 0.00 | 0.00 | 0.000 | 0.00 |
| 5 | Instruction | 155'194.05 | 32.968 | 1'184.69 | 91.00 | 0.019 | 0.69 |
| 510 | Service de l'école/école primaire | 3'621.00 | 0.769 | 27.64 | 91.00 | 0.019 | 0.69 |
| 511 | Transport scolaire | 0.00 | 0.000 | 0.00 | 0.00 | 0.000 | 0.00 |
| 512 | Places de jeu/Halles de gym. | 0.00 | 0.000 | 0.00 | 0.00 | 0.000 | 0.00 |
| 520 | Ecole secondaire | 23'335.00 | 4.957 | 178.13 | 0.00 | 0.000 | 0.00 |
| 530 | Colonie de vacances | 0.00 | 0.000 | 0.00 | 0.00 | 0.000 | 0.00 |
| 540 | Ecole ménagère | 0.00 | 0.000 | 0.00 | 0.00 | 0.000 | 0.00 |
| 570 | Ecole enfantine | 0.00 | 0.000 | 0.00 | 0.00 | 0.000 | 0.00 |
| 580 | Contr. écolage, piscine, biblio ... | 1'450.00 | 0.308 | 11.07 | 0.00 | 0.000 | 0.00 |
| 590 | Contribution pour instruction | 126'788.05 | 26.933 | 967.85 | 0.00 | 0.000 | 0.00 |
| 6 | Action social | 80'281.10 | 17.054 | 612.83 | 1'566.95 | 0.332 | 11.96 |
| 600 | Secours | 3'178.65 | 0.675 | 24.26 | 0.00 | 0.000 | 0.00 |
| 610 | Service dentaire | 791.15 | 0.168 | 6.04 | 0.00 | 0.000 | 0.00 |
| 620 | Autres institutions | 67.00 | 0.014 | 0.51 | 0.00 | 0.000 | 0.00 |
| 630 | Foyers communaux | 1'586.50 | 0.337 | 12.11 | 0.00 | 0.000 | 0.00 |
| 640 | Crèches, UAPE | 0.00 | 0.000 | 0.00 | 0.00 | 0.000 | 0.00 |
| 650 | Répartition des charges | 33'515.10 | 7.120 | 255.84 | 0.00 | 0.000 | 0.00 |
| 659 | AVS, off. logement, chômage etc | 37'161.70 | 7.894 | 283.68 | 1'566.95 | 0.332 | 11.96 |
| 665 | Contr. Institution publique | 3'981.00 | 0.846 | 30.39 | 0.00 | 0.000 | 0.00 |

| Beurnevésin | | | Charges | en % | Fr./hab. | Produits | en% | Fr./hab. |
|-------------|-----|-----------------------------|-------------------|---------------|-----------------|-------------------|---------------|-----------------|
| 7 | | Economie publique | 4'143.90 | 0.880 | 31.63 | 9'269.05 | 1.963 | 70.76 |
| | 700 | Foires, marchés | 0.00 | 0.000 | 0.00 | 0.00 | 0.000 | 0.00 |
| | 710 | Tourisme | 3'342.40 | 0.710 | 25.51 | 0.00 | 0.000 | 0.00 |
| | 720 | Agriculture | 801.50 | 0.170 | 6.12 | 9'269.05 | 1.963 | 70.76 |
| | 740 | Développement économique | 0.00 | 0.000 | 0.00 | 0.00 | 0.000 | 0.00 |
| 8 | | Finances | 94'215.90 | 20.014 | 719.21 | 68'038.40 | 14.411 | 519.38 |
| | 810 | Intérêts courts termes | 1'109.50 | 0.236 | 8.47 | 0.00 | 0.000 | 0.00 |
| | 811 | Intérêts longs termes | 13'068.17 | 2.776 | 99.76 | 0.00 | 0.000 | 0.00 |
| | 820 | Amortissements | 59'208.81 | 12.578 | 451.98 | 0.00 | 0.000 | 0.00 |
| | 825 | Charges d'immeubles | 19'572.72 | 4.158 | 149.41 | 0.00 | 0.000 | 0.00 |
| | 826 | Pâturages | 0.00 | 0.000 | 0.00 | 0.00 | 0.000 | 0.00 |
| | 830 | Subvention et contribution | 0.00 | 0.000 | 0.00 | 0.00 | 0.000 | 0.00 |
| | 840 | Intérêts actifs | 1'256.70 | 0.267 | 9.59 | 4'636.80 | 0.982 | 35.40 |
| | 850 | Rendement des immeubles | 0.00 | 0.000 | 0.00 | 24'428.60 | 5.174 | 186.48 |
| | 855 | Provision, réserve, fonds | 0.00 | 0.000 | 0.00 | 38'973.00 | 8.255 | 297.50 |
| | 860 | Subventions | 0.00 | 0.000 | 0.00 | 0.00 | 0.000 | 0.00 |
| | 870 | Gains vente fortune | 0.00 | 0.000 | 0.00 | 0.00 | 0.000 | 0.00 |
| | 875 | Divers | 0.00 | 0.000 | 0.00 | 0.00 | 0.000 | 0.00 |
| 9 | | Imposition | 29'507.85 | 6.268 | 225.25 | 358'447.70 | 75.920 | 2'736.24 |
| | 910 | Impôts ordinaires | 0.00 | 0.000 | 0.00 | 223'329.65 | 47.302 | 1'704.81 |
| | 911 | Variation d'impôts | 22'039.05 | 4.682 | 168.24 | 19'890.05 | 4.213 | 151.83 |
| | 912 | Partage d'impôts | 2'413.80 | 0.513 | 18.43 | 117.70 | 0.025 | 0.90 |
| | 915 | Elimination d'impôts | 4'605.00 | 0.978 | 35.15 | 0.00 | 0.000 | 0.00 |
| | 920 | Autres impôts | 450.00 | 0.096 | 3.44 | 9'420.30 | 1.995 | 71.91 |
| | 940 | Fonds de péréquation | 0.00 | 0.000 | 0.00 | 105'690.00 | 22.385 | 806.79 |
| | | Totaux | 470'748.44 | 100.00 | 3'593.50 | 472'136.70 | 100.00 | 3'604.10 |
| | | Excédent de produits | 1'388.26 | | | | | |
| | | | 472'136.70 | | | 472'136.70 | | |

BEURNEVESIN

INDICATEURS FINANCIERS 2009 – 2013

| | 2009 | 2010 | 2011 | 2012 | 2013 | Moyenne |
|---------------------------------------|------------|-----------|------------|------------|-----------|------------------|
| Autofinancement (en fr.) | 158'672.02 | 10'965.09 | 108'312.86 | -25'014.19 | 32'723.09 | 57'131.77 |
| Degré d'autofinancement (%) | 3'014.00 | 0.00 | 225.84 | 0.00 | 10.80 | 650.13 |
| Capacité d'autofinancement (%) | 28.78 | 2.47 | 21.67 | -5.21 | 7.55 | 11.05 |



Une capacité d'autofinancement de :

- Moins de 10% est considéré comme mauvaise
- De 10% à 20% est considéré comme moyenne à bonne
- Plus de 20% est considéré comme très bonne

SOUBEY
144 habitants

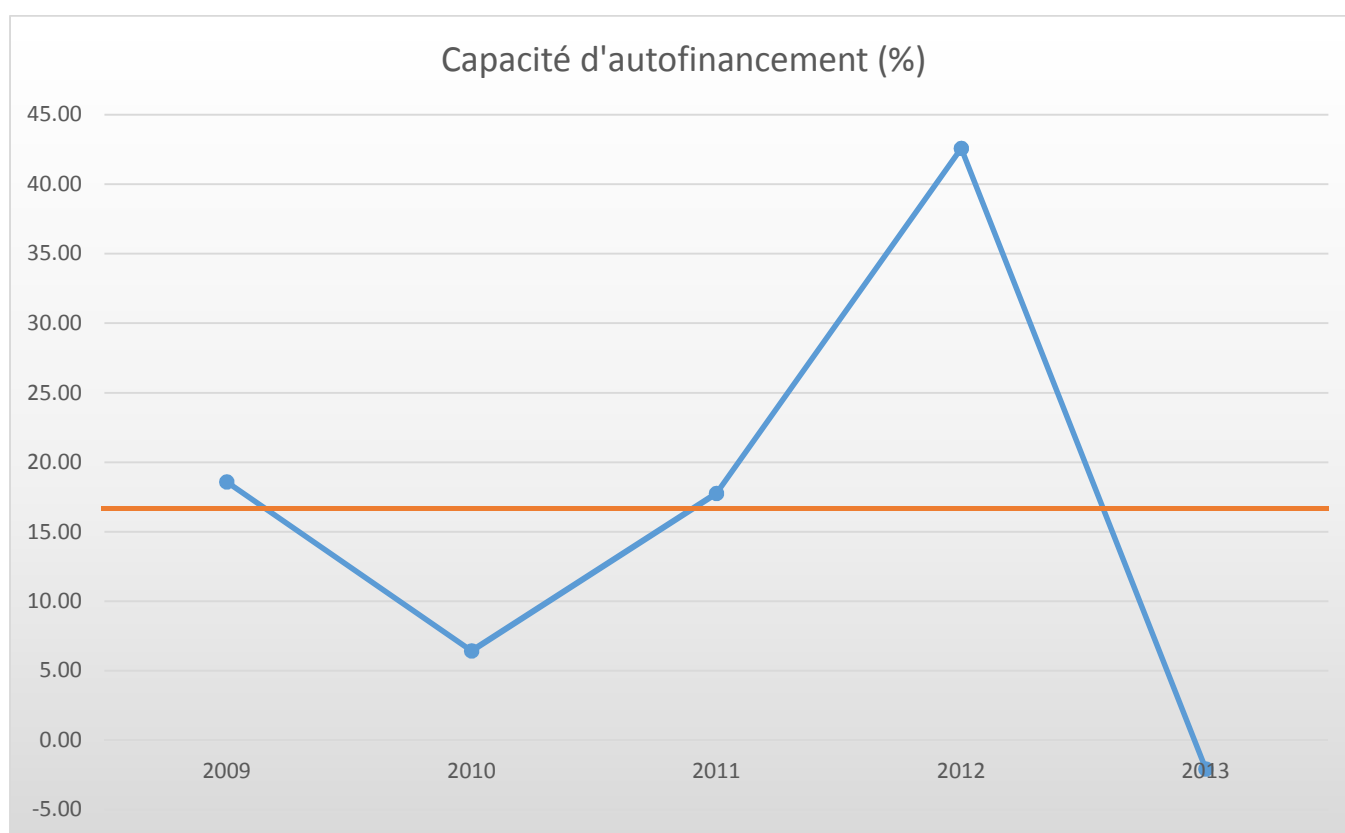
| SoubeY | | Charges | en % | Fr./hab. | Produits | en% | Fr./hab. |
|----------|-------------------------------------|-------------------|---------------|-----------------|------------------|--------------|---------------|
| 1 | Autorité | 67'733.25 | 10.894 | 470.37 | 6'763.60 | 1.216 | 46.97 |
| 100 | Communes, votations, élections | 190.00 | 0.031 | 1.32 | 0.00 | 0.000 | 0.00 |
| 110 | Conseil général/de Ville | 0.00 | 0.000 | 0.00 | 0.00 | 0.000 | 0.00 |
| 111 | Conseil communal | 15'566.00 | 2.504 | 108.10 | 0.00 | 0.000 | 0.00 |
| 112 | Commissions | 325.00 | 0.052 | 2.26 | 0.00 | 0.000 | 0.00 |
| 115 | Personnel administratif | 29'052.65 | 4.673 | 201.75 | 0.00 | 0.000 | 0.00 |
| 116 | Charges du personnel | 10'134.25 | 1.630 | 70.38 | 3'851.25 | 0.692 | 26.74 |
| 130 | Frais administratifs | 12'465.35 | 2.005 | 86.56 | 2'548.05 | 0.458 | 17.69 |
| 170 | Emoluments | 0.00 | 0.000 | 0.00 | 364.30 | 0.065 | 2.53 |
| 2 | Travaux publics | 117'355.00 | 18.876 | 814.97 | 45'730.30 | 8.221 | 317.57 |
| 200 | Entretien des routes | 94'827.45 | 15.252 | 658.52 | 20'289.15 | 3.647 | 140.90 |
| 201 | Ouvrages collectifs | 0.00 | 0.000 | 0.00 | 0.00 | 0.000 | 0.00 |
| 205 | Eclairage public | 15'603.20 | 2.510 | 108.36 | 11'563.00 | 2.079 | 80.30 |
| 206 | Horloge publique | 0.00 | 0.000 | 0.00 | 0.00 | 0.000 | 0.00 |
| 210 | Cours d'eau | 0.00 | 0.000 | 0.00 | 0.00 | 0.000 | 0.00 |
| 230 | Cadastre | 6'924.35 | 1.114 | 48.09 | 13'878.15 | 2.495 | 96.38 |
| 240 | Aménagement du territoire | 0.00 | 0.000 | 0.00 | 0.00 | 0.000 | 0.00 |
| 3 | Affaire juridique, police | 1'501.45 | 0.241 | 10.43 | 111.05 | 0.020 | 0.77 |
| 310 | Police communale | 0.00 | 0.000 | 0.00 | 0.00 | 0.000 | 0.00 |
| 330 | Cantonnement | 90.00 | 0.014 | 0.63 | 0.00 | 0.000 | 0.00 |
| 340 | Protection civile | 1'411.45 | 0.227 | 9.80 | 111.05 | 0.020 | 0.77 |
| 4 | Hygiène publique | 0.00 | 0.000 | 0.00 | 0.00 | 0.000 | 0.00 |
| 400 | Police des denrées | 0.00 | 0.000 | 0.00 | 0.00 | 0.000 | 0.00 |
| 410 | Police sanitaire | 0.00 | 0.000 | 0.00 | 0.00 | 0.000 | 0.00 |
| 415 | Arrondissement de sépulture | 0.00 | 0.000 | 0.00 | 0.00 | 0.000 | 0.00 |
| 5 | Instruction | 178'408.10 | 28.695 | 1'238.95 | 3'467.00 | 0.623 | 24.08 |
| 510 | Service de l'école/école primaire | 27'065.00 | 4.353 | 187.95 | 3'467.00 | 0.623 | 24.08 |
| 511 | Transport scolaire | 0.00 | 0.000 | 0.00 | 0.00 | 0.000 | 0.00 |
| 512 | Places de jeu/Halles de gym | 0.00 | 0.000 | 0.00 | 0.00 | 0.000 | 0.00 |
| 520 | Ecole secondaire | 8'226.00 | 1.323 | 57.13 | 0.00 | 0.000 | 0.00 |
| 530 | Colonie de vacances | 0.00 | 0.000 | 0.00 | 0.00 | 0.000 | 0.00 |
| 540 | Ecole ménagère | 0.00 | 0.000 | 0.00 | 0.00 | 0.000 | 0.00 |
| 570 | Ecole enfantine | 0.00 | 0.000 | 0.00 | 0.00 | 0.000 | 0.00 |
| 580 | Contr. écolage, piscine, biblio ... | 1'650.00 | 0.265 | 11.46 | 0.00 | 0.000 | 0.00 |
| 590 | Contribution pour instruction | 141'467.10 | 22.754 | 982.41 | 0.00 | 0.000 | 0.00 |
| 6 | Action social | 81'725.65 | 13.145 | 567.54 | 2'194.15 | 0.394 | 15.24 |
| 600 | Secours | 0.00 | 0.000 | 0.00 | 0.00 | 0.000 | 0.00 |
| 610 | Service dentaire | 0.00 | 0.000 | 0.00 | 0.00 | 0.000 | 0.00 |
| 620 | Autres institutions | 548.00 | 0.088 | 3.81 | 548.00 | 0.099 | 3.81 |
| 630 | Foyers communaux | 2'309.40 | 0.371 | 16.04 | 200.00 | 0.036 | 1.39 |
| 640 | Crèches, UAPE | 0.00 | 0.000 | 0.00 | 0.00 | 0.000 | 0.00 |
| 650 | Répartition des charges | 37'452.70 | 6.024 | 260.09 | 0.00 | 0.000 | 0.00 |
| 659 | AVS, off. logement, chômage etc | 41'415.55 | 6.661 | 287.61 | 1'446.15 | 0.260 | 10.04 |
| 665 | Contr. Institution publique | 0.00 | 0.000 | 0.00 | 0.00 | 0.000 | 0.00 |

| Soubey | | | Charges | en % | Fr./hab. | Produits | en% | Fr./hab. |
|----------|-----|----------------------------|-------------------|---------------|-----------------|-------------------|---------------|-----------------|
| 7 | | Economie publique | 10'476.20 | 1.685 | 72.75 | 5'152.00 | 0.926 | 35.78 |
| | 700 | Foires, marchés | 0.00 | 0.000 | 0.00 | 0.00 | 0.000 | 0.00 |
| | 710 | Tourisme | 2'427.80 | 0.390 | 16.86 | 0.00 | 0.000 | 0.00 |
| | 720 | Agriculture | 3'296.40 | 0.530 | 22.89 | 400.00 | 0.072 | 2.78 |
| | 740 | Développement économique | 4'752.00 | 0.764 | 33.00 | 4'752.00 | 0.854 | 33.00 |
| 8 | | Finances | 133'574.77 | 21.484 | 927.60 | 95'082.95 | 17.092 | 660.30 |
| | 810 | Intérêts courts termes | 3'160.05 | 0.508 | 21.94 | 0.00 | 0.000 | 0.00 |
| | 811 | Intérêts longs termes | 5'075.65 | 0.816 | 35.25 | 0.00 | 0.000 | 0.00 |
| | 820 | Amortissements | 53'843.50 | 8.660 | 373.91 | 0.00 | 0.000 | 0.00 |
| | 825 | Charges d'immeubles | 50'846.95 | 8.178 | 353.10 | 28'412.15 | 5.107 | 197.31 |
| | 826 | Pâturages | 9'864.85 | 1.587 | 68.51 | 11'976.90 | 2.153 | 83.17 |
| | 830 | Subvention et contribution | 7'272.10 | 1.170 | 50.50 | 0.00 | 0.000 | 0.00 |
| | 840 | Intérêts actifs | 0.00 | 0.000 | 0.00 | 3'872.25 | 0.696 | 26.89 |
| | 850 | Rendement des immeubles | 3'511.67 | 0.565 | 24.39 | 48'677.65 | 8.750 | 338.04 |
| | 855 | Provision, réserve, fonds | 0.00 | 0.000 | 0.00 | 0.00 | 0.000 | 0.00 |
| | 860 | Subventions | 0.00 | 0.000 | 0.00 | 0.00 | 0.000 | 0.00 |
| | 870 | Gains vente fortune | 0.00 | 0.000 | 0.00 | 2'144.00 | 0.385 | 14.89 |
| | 875 | Divers | 0.00 | 0.000 | 0.00 | 0.00 | 0.000 | 0.00 |
| 9 | | Imposition | 30'957.45 | 4.979 | 214.98 | 397'793.45 | 71.508 | 2'762.45 |
| | 910 | Impôts ordinaires | 0.00 | 0.000 | 0.00 | 236'762.40 | 42.561 | 1'644.18 |
| | 911 | Variation d'impôts | 21'893.30 | 3.521 | 152.04 | 33'665.55 | 6.052 | 233.79 |
| | 912 | Partage d'impôts | 2'499.20 | 0.402 | 17.36 | 12'351.15 | 2.220 | 85.77 |
| | 915 | Elimination d'impôts | 6'293.75 | 1.012 | 43.71 | 0.00 | 0.000 | 0.00 |
| | 920 | Autres impôts | 271.20 | 0.044 | 1.88 | 56'916.35 | 10.231 | 395.25 |
| | 940 | Fonds de péréquation | 0.00 | 0.000 | 0.00 | 58'098.00 | 10.444 | 403.46 |
| | | Totaux | 621'731.87 | 100.00 | 4'317.58 | 556'294.50 | 100.00 | 3'863.16 |
| | | Excédent de charges | | | | 65'437.37 | | |
| | | | 621'731.87 | | | 621'731.87 | | |

SOUBEY

INDICATEURS FINANCIERS 2009 – 2013

| | 2009 | 2010 | 2011 | 2012 | 2013 | Moyenne |
|---------------------------------------|------------|-----------|------------|------------|------------|-------------------|
| Autofinancement (en fr.) | 107'220.60 | 35'173.11 | 106'188.65 | 367'172.82 | -10'974.17 | 120'956.20 |
| Degré d'autofinancement (%) | 0.00 | 0.00 | 100.13 | 0.00 | -11.22 | 17.78 |
| Capacité d'autofinancement (%) | 18.59 | 6.42 | 17.76 | 42.58 | -2.07 | 16.66 |



Une capacité d'autofinancement de :

- Moins de 10% est considéré comme mauvaise
- De 10% à 20% est considéré comme moyenne à bonne
- Plus de 20% est considéré comme très bonne

LES ENFERS

145 habitants

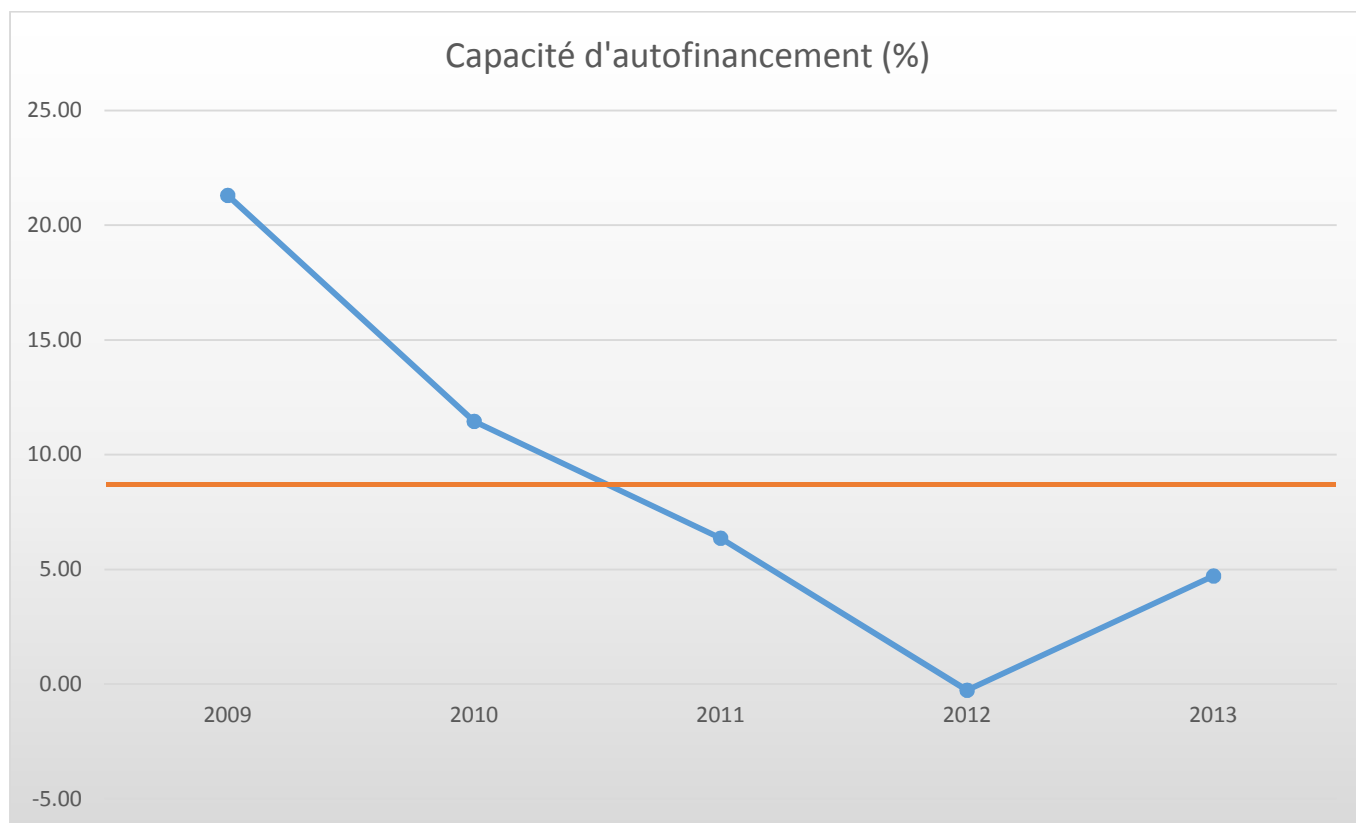
| les Enfers | | Charges | en % | Fr./hab. | Produits | en% | Fr./hab. |
|------------|-------------------------------------|-------------------|---------------|-----------------|------------------|--------------|---------------|
| 1 | Autorité | 54'714.60 | 8.679 | 377.34 | 10'289.35 | 1.714 | 70.96 |
| 100 | Communes, votations, élections | 180.00 | 0.029 | 1.24 | 0.00 | 0.000 | 0.00 |
| 110 | Conseil général/de Ville | 0.00 | 0.000 | 0.00 | 0.00 | 0.000 | 0.00 |
| 111 | Conseil communal | 11'685.85 | 1.854 | 80.59 | 0.00 | 0.000 | 0.00 |
| 112 | Commissions | 217.05 | 0.034 | 1.50 | 0.00 | 0.000 | 0.00 |
| 115 | Personnel administratif | 21'769.80 | 3.453 | 150.14 | 6'500.00 | 1.083 | 44.83 |
| 116 | Charges du personnel | 7'143.05 | 1.133 | 49.26 | 2'775.50 | 0.462 | 19.14 |
| 130 | Frais administratifs | 13'718.85 | 2.176 | 94.61 | 1'013.85 | 0.169 | 6.99 |
| 170 | Emoluments | 0.00 | 0.000 | 0.00 | 0.00 | 0.000 | 0.00 |
| 2 | Travaux publics | 37'577.65 | 5.961 | 259.16 | 15'777.30 | 2.628 | 108.81 |
| 200 | Entretien des routes | 28'432.00 | 4.510 | 196.08 | 3'050.00 | 0.508 | 21.03 |
| 201 | Ouvrages collectifs | 0.00 | 0.000 | 0.00 | 0.00 | 0.000 | 0.00 |
| 205 | Eclairage public | 4'235.55 | 0.672 | 29.21 | 6'612.00 | 1.101 | 45.60 |
| 206 | Horloge publique | 0.00 | 0.000 | 0.00 | 0.00 | 0.000 | 0.00 |
| 210 | Cours d'eau | 0.00 | 0.000 | 0.00 | 0.00 | 0.000 | 0.00 |
| 230 | Cadastre | 4'500.00 | 0.714 | 31.03 | 6'115.30 | 1.018 | 42.17 |
| 240 | Aménagement du territoire | 410.10 | 0.065 | 2.83 | 0.00 | 0.000 | 0.00 |
| 3 | Affaire juridique, police | 724.10 | 0.115 | 4.99 | 594.45 | 0.099 | 4.10 |
| 310 | Police communale | 0.00 | 0.000 | 0.00 | 0.00 | 0.000 | 0.00 |
| 330 | Cantonnement | 0.00 | 0.000 | 0.00 | 0.00 | 0.000 | 0.00 |
| 340 | Protection civile | 724.10 | 0.115 | 4.99 | 594.45 | 0.099 | 4.10 |
| 4 | Hygiène publique | 0.00 | 0.000 | 0.00 | 0.00 | 0.000 | 0.00 |
| 400 | Police des denrées | 0.00 | 0.000 | 0.00 | 0.00 | 0.000 | 0.00 |
| 410 | Police sanitaire | 0.00 | 0.000 | 0.00 | 0.00 | 0.000 | 0.00 |
| 415 | Arrondissement de sépulture | 0.00 | 0.000 | 0.00 | 0.00 | 0.000 | 0.00 |
| 5 | Instruction | 207'758.65 | 32.955 | 1'432.82 | 12'367.05 | 2.060 | 85.29 |
| 510 | Service de l'école/école primaire | 10'137.55 | 1.608 | 69.91 | 2'527.05 | 0.421 | 17.43 |
| 511 | Transport scolaire | 0.00 | 0.000 | 0.00 | 0.00 | 0.000 | 0.00 |
| 512 | Places de jeu/Halles de gym. | 23'660.70 | 3.753 | 163.18 | 9'840.00 | 1.639 | 67.86 |
| 520 | Ecole secondaire | 15'903.60 | 2.523 | 109.68 | 0.00 | 0.000 | 0.00 |
| 530 | Colonie de vacances | 0.00 | 0.000 | 0.00 | 0.00 | 0.000 | 0.00 |
| 540 | Ecole ménagère | 0.00 | 0.000 | 0.00 | 0.00 | 0.000 | 0.00 |
| 570 | Ecole enfantine | 455.80 | 0.072 | 3.14 | 0.00 | 0.000 | 0.00 |
| 580 | Contr. écolage, piscine, biblio ... | 2'475.00 | 0.393 | 17.07 | 0.00 | 0.000 | 0.00 |
| 590 | Contribution pour instruction | 155'126.00 | 24.606 | 1'069.83 | 0.00 | 0.000 | 0.00 |
| 6 | Action social | 94'684.30 | 15.019 | 653.00 | 5'933.20 | 0.988 | 40.92 |
| 600 | Secours | 4'709.50 | 0.747 | 32.48 | 4'483.50 | 0.747 | 30.92 |
| 610 | Service dentaire | 40.45 | 0.006 | 0.28 | 0.00 | 0.000 | 0.00 |
| 620 | Autres institutions | 0.00 | 0.000 | 0.00 | 0.00 | 0.000 | 0.00 |
| 630 | Foyers communaux | 785.15 | 0.125 | 5.41 | 0.00 | 0.000 | 0.00 |
| 640 | Crèches, UAPE | 0.00 | 0.000 | 0.00 | 0.00 | 0.000 | 0.00 |
| 650 | Répartition des charges | 44'070.70 | 6.991 | 303.94 | 0.00 | 0.000 | 0.00 |
| 659 | AVS, off. logement, chômage etc | 45'078.50 | 7.150 | 310.89 | 1'449.70 | 0.241 | 10.00 |
| 665 | Contr. Institution publique | 0.00 | 0.000 | 0.00 | 0.00 | 0.000 | 0.00 |

| Les Enfers | | | Charges | en % | Fr./hab. | Produits | en% | Fr./hab. |
|------------|-----|----------------------------|-------------------|---------------|-----------------|-------------------|---------------|-----------------|
| 7 | | Economie publique | 4'953.05 | 0.786 | 34.16 | 800.00 | 0.133 | 5.52 |
| | 700 | Foires, marchés | 0.00 | 0.000 | 0.00 | 0.00 | 0.000 | 0.00 |
| | 710 | Tourisme | 1'416.00 | 0.225 | 9.77 | 0.00 | 0.000 | 0.00 |
| | 720 | Agriculture | 3'490.95 | 0.554 | 24.08 | 800.00 | 0.133 | 5.52 |
| | 740 | Développement économique | 46.10 | 0.007 | 0.32 | 0.00 | 0.000 | 0.00 |
| 8 | | Finances | 205'110.22 | 32.535 | 1'414.55 | 177'649.05 | 29.586 | 1'225.17 |
| | 810 | Intérêts courts termes | 0.00 | 0.000 | 0.00 | 0.00 | 0.000 | 0.00 |
| | 811 | Intérêts longs termes | 0.00 | 0.000 | 0.00 | 0.00 | 0.000 | 0.00 |
| | 820 | Amortissements | 50'852.35 | 8.066 | 350.71 | 0.00 | 0.000 | 0.00 |
| | 825 | Charges d'immeubles | 0.00 | 0.000 | 0.00 | 0.00 | 0.000 | 0.00 |
| | 826 | Pâturages | 128'872.95 | 20.442 | 888.78 | 152'191.00 | 25.346 | 1'049.59 |
| | 830 | Subvention et contribution | 9'127.85 | 1.448 | 62.95 | 0.00 | 0.000 | 0.00 |
| | 840 | Intérêts actifs | 0.00 | 0.000 | 0.00 | 5'330.05 | 0.888 | 36.76 |
| | 850 | Rendement des immeubles | 16'257.07 | 2.579 | 112.12 | 5'608.00 | 0.934 | 38.68 |
| | 855 | Provision, réserve, fonds | 0.00 | 0.000 | 0.00 | 0.00 | 0.000 | 0.00 |
| | 860 | Subventions | 0.00 | 0.000 | 0.00 | 0.00 | 0.000 | 0.00 |
| | 870 | Gains vente fortune | 0.00 | 0.000 | 0.00 | 14'520.00 | 2.418 | 100.14 |
| | 875 | Divers | 0.00 | 0.000 | 0.00 | 0.00 | 0.000 | 0.00 |
| 9 | | Imposition | 24'911.90 | 3.952 | 171.81 | 377'031.55 | 62.792 | 2'600.22 |
| | 910 | Impôts ordinaires | 0.00 | 0.000 | 0.00 | 267'425.05 | 44.538 | 1'844.31 |
| | 911 | Variation d'impôts | 22'333.15 | 3.543 | 154.02 | 25'457.70 | 4.240 | 175.57 |
| | 912 | Partage d'impôts | 1'420.10 | 0.225 | 9.79 | 962.15 | 0.160 | 6.64 |
| | 915 | Elimination d'impôts | 818.65 | 0.130 | 5.65 | 0.00 | 0.000 | 0.00 |
| | 920 | Autres impôts | 340.00 | 0.054 | 2.34 | 7'484.65 | 1.247 | 51.62 |
| | 940 | Fonds de péréquation | 0.00 | 0.000 | 0.00 | 75'702.00 | 12.608 | 522.08 |
| | | Totaux | 630'434.47 | 100.00 | 4'347.82 | 600'441.95 | 100.00 | 4'140.98 |
| | | Excédent de charges | | | | 29'992.52 | | |
| | | | 630'434.47 | | | 630'434.47 | | |

LES ENFERS

INDICATEURS FINANCIERS 2009 – 2013

| | 2009 | 2010 | 2011 | 2012 | 2013 | Moyenne |
|---------------------------------------|------------|-----------|-----------|-----------|-----------|------------------|
| Autofinancement (en fr.) | 137'979.95 | 67'770.00 | 36'954.05 | -1'566.75 | 27'986.03 | 53'824.66 |
| Degré d'autofinancement (%) | 190.71 | 0.00 | 69.28 | 0.00 | 0.00 | 52.00 |
| Capacité d'autofinancement (%) | 21.30 | 11.46 | 6.36 | -0.27 | 4.72 | 8.71 |



Une capacité d'autofinancement de :

- Moins de 10% est considéré comme mauvaise
- De 10% à 20% est considéré comme moyenne à bonne
- Plus de 20% est considéré comme très bonne

ROCOURT
161 habitants

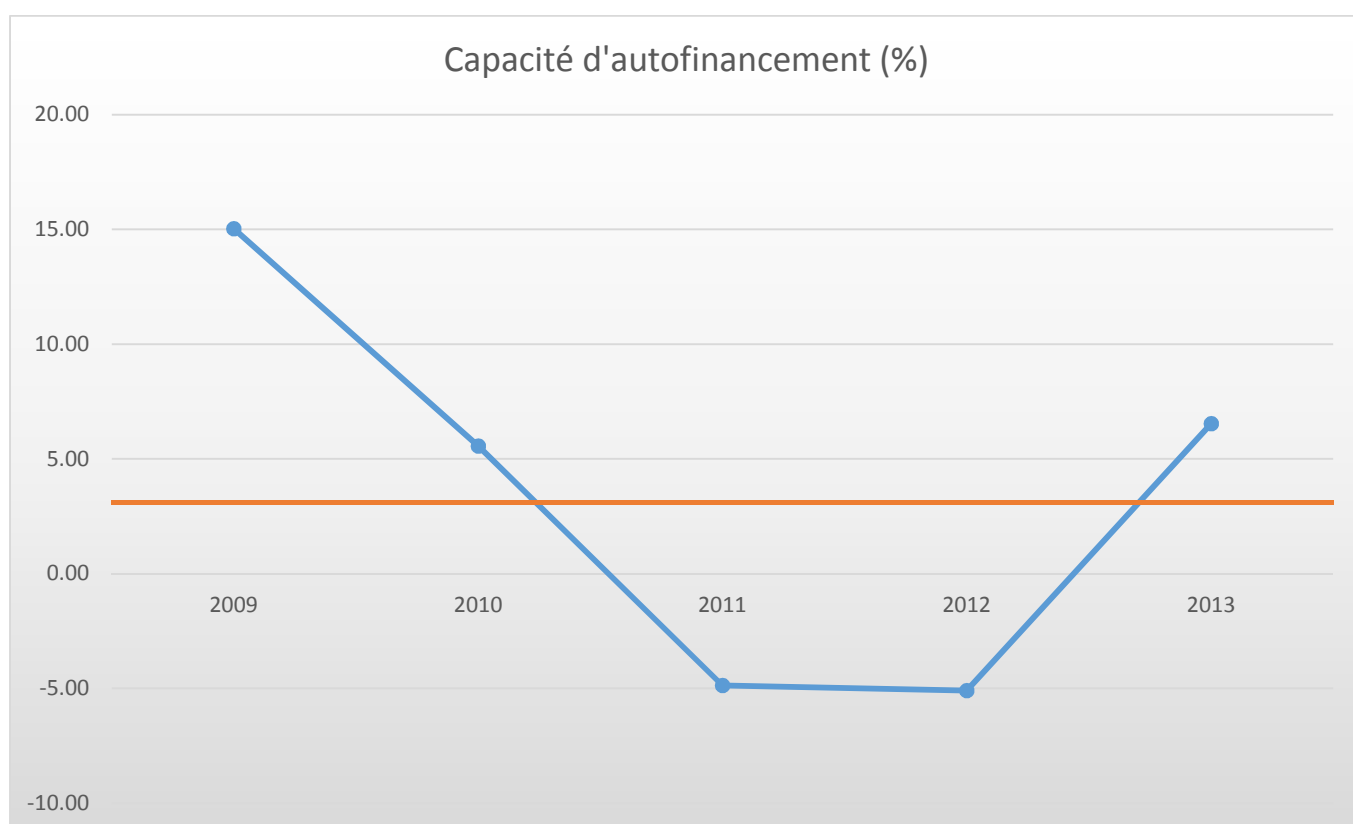
| Rocourt | | Charges | en % | Fr./hab. | Produits | en% | Fr./hab. |
|----------|-------------------------------------|-------------------|---------------|-----------------|------------------|--------------|---------------|
| 1 | Autorité | 76'012.45 | 13.767 | 472.13 | 7'011.30 | 1.272 | 43.55 |
| 100 | Communes, votations, élections | 350.00 | 0.063 | 2.17 | 0.00 | 0.000 | 0.00 |
| 110 | Conseil général/de Ville | 0.00 | 0.000 | 0.00 | 0.00 | 0.000 | 0.00 |
| 111 | Conseil communal | 9'118.10 | 1.651 | 56.63 | 0.00 | 0.000 | 0.00 |
| 112 | Commissions | 3'131.00 | 0.567 | 19.45 | 0.00 | 0.000 | 0.00 |
| 115 | Personnel administratif | 28'472.60 | 5.157 | 176.85 | 0.00 | 0.000 | 0.00 |
| 116 | Charges du personnel | 15'972.15 | 2.893 | 99.21 | 6'626.55 | 1.202 | 41.16 |
| 130 | Frais administratifs | 18'968.60 | 3.436 | 117.82 | 297.75 | 0.054 | 1.85 |
| 170 | Emoluments | 0.00 | 0.000 | 0.00 | 87.00 | 0.016 | 0.54 |
| 2 | Travaux publics | 55'744.20 | 10.096 | 346.24 | 1'044.30 | 0.189 | 6.49 |
| 200 | Entretien des routes | 36'150.00 | 6.547 | 224.53 | 1'044.30 | 0.189 | 6.49 |
| 201 | Ouvrages collectifs | 0.00 | 0.000 | 0.00 | 0.00 | 0.000 | 0.00 |
| 205 | Eclairage public | 5'063.55 | 0.917 | 31.45 | 0.00 | 0.000 | 0.00 |
| 206 | Horloge publique | 0.00 | 0.000 | 0.00 | 0.00 | 0.000 | 0.00 |
| 210 | Cours d'eau | 0.00 | 0.000 | 0.00 | 0.00 | 0.000 | 0.00 |
| 230 | Cadastre | 14'530.65 | 2.632 | 90.25 | 0.00 | 0.000 | 0.00 |
| 240 | Aménagement du territoire | 0.00 | 0.000 | 0.00 | 0.00 | 0.000 | 0.00 |
| 3 | Affaire juridique, police | 940.20 | 0.170 | 5.84 | 0.00 | 0.000 | 0.00 |
| 310 | Police communale | 0.00 | 0.000 | 0.00 | 0.00 | 0.000 | 0.00 |
| 330 | Cantonement | 0.00 | 0.000 | 0.00 | 0.00 | 0.000 | 0.00 |
| 340 | Protection civile | 940.20 | 0.170 | 5.84 | 0.00 | 0.000 | 0.00 |
| 4 | Hygiène publique | 0.00 | 0.000 | 0.00 | 0.00 | 0.000 | 0.00 |
| 400 | Police des denrées | 0.00 | 0.000 | 0.00 | 0.00 | 0.000 | 0.00 |
| 410 | Police sanitaire | 0.00 | 0.000 | 0.00 | 0.00 | 0.000 | 0.00 |
| 415 | Arrondissement de sépulture | 0.00 | 0.000 | 0.00 | 0.00 | 0.000 | 0.00 |
| 5 | Instruction | 214'842.00 | 38.911 | 1'334.42 | 16'964.90 | 3.078 | 105.37 |
| 510 | Service de l'école/école primaire | 20'083.15 | 3.637 | 124.74 | 7'570.85 | 1.373 | 47.02 |
| 511 | Transport scolaire | 0.00 | 0.000 | 0.00 | 0.00 | 0.000 | 0.00 |
| 512 | Places de jeu/Halles de gym | 20'205.00 | 3.659 | 125.50 | 9'090.05 | 1.649 | 56.46 |
| 520 | Ecole secondaire | 11'246.60 | 2.037 | 69.85 | 0.00 | 0.000 | 0.00 |
| 530 | Colonie de vacances | 0.00 | 0.000 | 0.00 | 0.00 | 0.000 | 0.00 |
| 540 | Ecole ménagère | 0.00 | 0.000 | 0.00 | 0.00 | 0.000 | 0.00 |
| 570 | Ecole enfantine | 0.00 | 0.000 | 0.00 | 0.00 | 0.000 | 0.00 |
| 580 | Contr. écolage, piscine, biblio ... | 5'262.50 | 0.953 | 32.69 | 304.00 | 0.055 | 1.89 |
| 590 | Contribution pour instruction | 158'044.75 | 28.624 | 981.64 | 0.00 | 0.000 | 0.00 |
| 6 | Action social | 96'451.00 | 17.469 | 599.07 | 1'976.00 | 0.358 | 12.27 |
| 600 | Secours | 14'014.85 | 2.538 | 87.05 | 0.00 | 0.000 | 0.00 |
| 610 | Service dentaire | 244.95 | 0.044 | 1.52 | 0.00 | 0.000 | 0.00 |
| 620 | Autres institutions | 79.50 | 0.014 | 0.49 | 0.00 | 0.000 | 0.00 |
| 630 | Foyers communaux | 2'604.10 | 0.472 | 16.17 | 440.00 | 0.080 | 2.73 |
| 640 | Crèches, UAPE | 0.00 | 0.000 | 0.00 | 0.00 | 0.000 | 0.00 |
| 650 | Répartition des charges | 30'585.80 | 5.540 | 189.97 | 0.00 | 0.000 | 0.00 |
| 659 | AVS, off. logement, chômage etc | 46'644.30 | 8.448 | 289.72 | 1'536.00 | 0.279 | 9.54 |
| 665 | Contr. Institution publique | 2'277.50 | 0.412 | 14.15 | 0.00 | 0.000 | 0.00 |

| Rocourt | | Charges | en % | Fr./hab. | Produits | en% | Fr./hab. |
|----------|--------------------------------|-------------------|---------------|-----------------|-------------------|---------------|-----------------|
| 7 | Economie publique | 7'562.70 | 1.370 | 46.97 | 0.00 | 0.000 | 0.00 |
| | 700 Foires, marchés | 0.00 | 0.000 | 0.00 | 0.00 | 0.000 | 0.00 |
| | 710 Tourisme | 5'591.00 | 1.013 | 34.73 | 0.00 | 0.000 | 0.00 |
| | 720 Agriculture | 1'971.70 | 0.357 | 12.25 | 0.00 | 0.000 | 0.00 |
| | 740 Développement économique | 0.00 | 0.000 | 0.00 | 0.00 | 0.000 | 0.00 |
| 8 | Finances | 52'473.25 | 9.504 | 325.92 | 41'726.80 | 7.570 | 259.17 |
| | 810 Intérêts courts termes | 6'926.35 | 1.254 | 43.02 | 0.00 | 0.000 | 0.00 |
| | 811 Intérêts longs termes | 8'577.50 | 1.554 | 53.28 | 0.00 | 0.000 | 0.00 |
| | 820 Amortissements | 36'961.40 | 6.694 | 229.57 | 0.00 | 0.000 | 0.00 |
| | 825 Charges d'immeubles | 0.00 | 0.000 | 0.00 | 0.00 | 0.000 | 0.00 |
| | 826 Pâturages | 0.00 | 0.000 | 0.00 | 0.00 | 0.000 | 0.00 |
| | 830 Subvention et contribution | 0.00 | 0.000 | 0.00 | 20'000.00 | 3.628 | 124.22 |
| | 840 Intérêts actifs | 8.00 | 0.001 | 0.05 | 7'302.35 | 1.325 | 45.36 |
| | 850 Rendement des immeubles | 0.00 | 0.000 | 0.00 | 14'424.45 | 2.617 | 89.59 |
| | 855 Provision, réserve, fonds | 0.00 | 0.000 | 0.00 | 0.00 | 0.000 | 0.00 |
| | 860 Subventions | 0.00 | 0.000 | 0.00 | 0.00 | 0.000 | 0.00 |
| | 870 Gains vente fortune | 0.00 | 0.000 | 0.00 | 0.00 | 0.000 | 0.00 |
| | 875 Divers | 0.00 | 0.000 | 0.00 | 0.00 | 0.000 | 0.00 |
| 9 | Imposition | 48'107.45 | 8.713 | 298.80 | 482'502.00 | 87.533 | 2'996.91 |
| | 910 Impôts ordinaires | 0.00 | 0.000 | 0.00 | 335'294.55 | 60.827 | 2'082.57 |
| | 911 Variation d'impôts | 30'169.45 | 5.464 | 187.39 | 47'609.70 | 8.637 | 295.71 |
| | 912 Partage d'impôts | 12'049.15 | 2.182 | 74.84 | 9'299.50 | 1.687 | 57.76 |
| | 915 Elimination d'impôts | 0.00 | 0.000 | 0.00 | 0.00 | 0.000 | 0.00 |
| | 920 Autres impôts | 5'888.85 | 1.067 | 36.58 | 21'282.25 | 3.861 | 132.19 |
| | 940 Fonds de péréquation | 0.00 | 0.000 | 0.00 | 69'016.00 | 12.520 | 428.67 |
| | Totaux | 552'133.25 | 100.00 | 3'429.40 | 551'225.30 | 100.00 | 3'423.76 |
| | Excédent de charges | | | | 907.95 | | |
| | | 552'133.25 | | | 552'133.25 | | |

ROCOURT

INDICATEURS FINANCIERS 2009 – 2013

| | 2009 | 2010 | 2011 | 2012 | 2013 | Moyenne |
|---------------------------------------|-----------|-----------|------------|------------|-----------|------------------|
| Autofinancement (en fr.) | 77'914.00 | 27'393.00 | -21'205.00 | -22'548.00 | 36'053.00 | 19'521.40 |
| Degré d'autofinancement (%) | 156.03 | 107.58 | 0.00 | 0.00 | 253.45 | 103.41 |
| Capacité d'autofinancement (%) | 15.04 | 5.56 | -4.87 | -5.09 | 6.54 | 3.44 |



Une capacité d'autofinancement de :

- Moins de 10% est considéré comme mauvaise
- De 10% à 20% est considéré comme moyenne à bonne
- Plus de 20% est considéré comme très bonne

DAMPHREUX

179 habitants

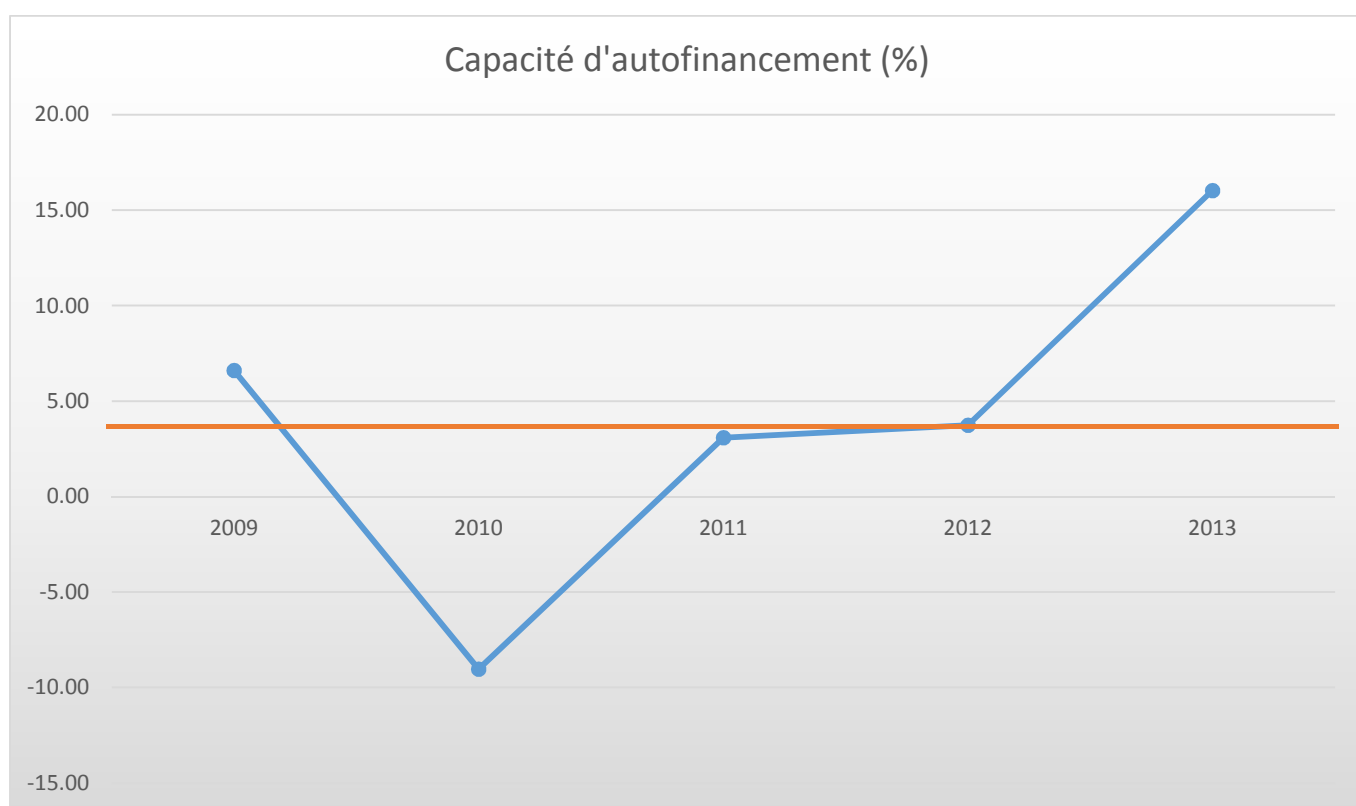
| Dampheux | | Charges | en % | Fr./hab. | Produits | en% | Fr./hab. |
|----------|-------------------------------------|-------------------|---------------|-----------------|------------------|--------------|---------------|
| 1 | Autorité | 119'911.90 | 20.294 | 669.90 | 17'319.15 | 2.890 | 96.76 |
| 100 | Communes, votations, élections | 97.05 | 0.016 | 0.54 | 0.00 | 0.000 | 0.00 |
| 110 | Conseil général/de Ville | 0.00 | 0.000 | 0.00 | 0.00 | 0.000 | 0.00 |
| 111 | Conseil communal | 16'964.70 | 2.871 | 94.77 | 0.00 | 0.000 | 0.00 |
| 112 | Commissions | 298.60 | 0.051 | 1.67 | 0.00 | 0.000 | 0.00 |
| 115 | Personnel administratif | 52'685.75 | 8.917 | 294.33 | 0.00 | 0.000 | 0.00 |
| 116 | Charges du personnel | 27'798.80 | 4.705 | 155.30 | 15'220.15 | 2.540 | 85.03 |
| 130 | Frais administratifs | 22'067.00 | 3.735 | 123.28 | 2'099.00 | 0.350 | 11.73 |
| 170 | Emoluments | 0.00 | 0.000 | 0.00 | 0.00 | 0.000 | 0.00 |
| 2 | Travaux publics | 28'400.25 | 4.806 | 158.66 | 23'003.60 | 3.838 | 128.51 |
| 200 | Entretien des routes | 4'301.10 | 0.728 | 24.03 | 6'187.80 | 1.033 | 34.57 |
| 201 | Ouvrages collectifs | 0.00 | 0.000 | 0.00 | 0.00 | 0.000 | 0.00 |
| 205 | Eclairage public | 12'914.00 | 2.186 | 72.15 | 8'529.00 | 1.423 | 47.65 |
| 206 | Horloge publique | 0.00 | 0.000 | 0.00 | 0.00 | 0.000 | 0.00 |
| 210 | Cours d'eau | 0.00 | 0.000 | 0.00 | 0.00 | 0.000 | 0.00 |
| 230 | Cadastre | 11'185.15 | 1.893 | 62.49 | 8'286.80 | 1.383 | 46.29 |
| 240 | Aménagement du territoire | 0.00 | 0.000 | 0.00 | 0.00 | 0.000 | 0.00 |
| 3 | Affaire juridique, police | 4'145.75 | 0.702 | 23.16 | 2'948.40 | 0.492 | 16.47 |
| 310 | Police communale | 0.00 | 0.000 | 0.00 | 0.00 | 0.000 | 0.00 |
| 330 | Cantonement | 60.00 | 0.010 | 0.34 | 0.00 | 0.000 | 0.00 |
| 340 | Protection civile | 4'085.75 | 0.691 | 22.83 | 2'948.40 | 0.492 | 16.47 |
| 4 | Hygiène publique | 0.00 | 0.000 | 0.00 | 0.00 | 0.000 | 0.00 |
| 400 | Police des denrées | 0.00 | 0.000 | 0.00 | 0.00 | 0.000 | 0.00 |
| 410 | Police sanitaire | 0.00 | 0.000 | 0.00 | 0.00 | 0.000 | 0.00 |
| 415 | Arrondissement de sépulture | 0.00 | 0.000 | 0.00 | 0.00 | 0.000 | 0.00 |
| 5 | Instruction | 213'906.20 | 36.201 | 1'195.01 | 340.00 | 0.057 | 1.90 |
| 510 | Service de l'école/école primaire | 0.00 | 0.000 | 0.00 | 340.00 | 0.057 | 1.90 |
| 511 | Transport scolaire | 0.00 | 0.000 | 0.00 | 0.00 | 0.000 | 0.00 |
| 512 | Places de jeu/Halles de gym | 16'905.10 | 2.861 | 94.44 | 0.00 | 0.000 | 0.00 |
| 520 | Ecole secondaire | 13'963.15 | 2.363 | 78.01 | 0.00 | 0.000 | 0.00 |
| 530 | Colonie de vacances | 0.00 | 0.000 | 0.00 | 0.00 | 0.000 | 0.00 |
| 540 | Ecole ménagère | 0.00 | 0.000 | 0.00 | 0.00 | 0.000 | 0.00 |
| 570 | Ecole enfantine | 0.00 | 0.000 | 0.00 | 0.00 | 0.000 | 0.00 |
| 580 | Contr. écolage, piscine, biblio ... | 11'315.85 | 1.915 | 63.22 | 0.00 | 0.000 | 0.00 |
| 590 | Contribution pour instruction | 171'722.10 | 29.062 | 959.34 | 0.00 | 0.000 | 0.00 |
| 6 | Action social | 95'454.30 | 16.155 | 533.26 | 2'000.30 | 0.334 | 11.17 |
| 600 | Secours | 8'230.00 | 1.393 | 45.98 | 0.00 | 0.000 | 0.00 |
| 610 | Service dentaire | 0.00 | 0.000 | 0.00 | 0.00 | 0.000 | 0.00 |
| 620 | Autres institutions | 426.00 | 0.072 | 2.38 | 0.00 | 0.000 | 0.00 |
| 630 | Foyers communaux | 1'940.60 | 0.328 | 10.84 | 0.00 | 0.000 | 0.00 |
| 640 | Crèches, UAPE | 0.00 | 0.000 | 0.00 | 0.00 | 0.000 | 0.00 |
| 650 | Répartition des charges | 34'010.70 | 5.756 | 190.00 | 0.00 | 0.000 | 0.00 |
| 659 | AVS, off. logement, chômage etc | 50'847.00 | 8.605 | 284.06 | 2'000.30 | 0.334 | 11.17 |
| 665 | Contr. Institution publique | 0.00 | 0.000 | 0.00 | 0.00 | 0.000 | 0.00 |

| Dampheux | | Charges | en % | Fr./hab. | Produits | en% | Fr./hab. |
|----------|--------------------------------|-------------------|---------------|-----------------|-------------------|---------------|-----------------|
| 7 | Economie publique | 7'093.50 | 1.201 | 39.63 | 0.00 | 0.000 | 0.00 |
| | 700 Foires, marchés | 0.00 | 0.000 | 0.00 | 0.00 | 0.000 | 0.00 |
| | 710 Tourisme | 4'268.90 | 0.722 | 23.85 | 0.00 | 0.000 | 0.00 |
| | 720 Agriculture | 2'824.60 | 0.478 | 15.78 | 0.00 | 0.000 | 0.00 |
| | 740 Développement économique | 0.00 | 0.000 | 0.00 | 0.00 | 0.000 | 0.00 |
| 8 | Finances | 105'506.00 | 17.856 | 589.42 | 69'707.35 | 11.632 | 389.43 |
| | 810 Intérêts courts termes | 3'475.75 | 0.588 | 19.42 | 0.00 | 0.000 | 0.00 |
| | 811 Intérêts longs termes | 11'315.90 | 1.915 | 63.22 | 0.00 | 0.000 | 0.00 |
| | 820 Amortissements | 88'065.85 | 14.904 | 491.99 | 0.00 | 0.000 | 0.00 |
| | 825 Charges d'immeubles | 0.00 | 0.000 | 0.00 | 0.00 | 0.000 | 0.00 |
| | 826 Pâturages | 0.00 | 0.000 | 0.00 | 0.00 | 0.000 | 0.00 |
| | 830 Subvention et contribution | 2'620.00 | 0.443 | 14.64 | 0.00 | 0.000 | 0.00 |
| | 840 Intérêts actifs | 28.50 | 0.005 | 0.16 | 6'461.70 | 1.078 | 36.10 |
| | 850 Rendement des immeubles | 0.00 | 0.000 | 0.00 | 19'295.65 | 3.220 | 107.80 |
| | 855 Provision, réserve, fonds | 0.00 | 0.000 | 0.00 | 0.00 | 0.000 | 0.00 |
| | 860 Subventions | 0.00 | 0.000 | 0.00 | 0.00 | 0.000 | 0.00 |
| | 870 Gains vente fortune | 0.00 | 0.000 | 0.00 | 43'950.00 | 7.334 | 245.53 |
| | 875 Divers | 0.00 | 0.000 | 0.00 | 0.00 | 0.000 | 0.00 |
| 9 | Imposition | 16'459.25 | 2.786 | 91.95 | 483'974.55 | 80.758 | 2'703.77 |
| | 910 Impôts ordinaires | 0.00 | 0.000 | 0.00 | 330'300.20 | 55.115 | 1'845.25 |
| | 911 Variation d'impôts | 15'229.10 | 2.577 | 85.08 | 59'116.45 | 9.864 | 330.26 |
| | 912 Partage d'impôts | 0.00 | 0.000 | 0.00 | 560.90 | 0.094 | 3.13 |
| | 915 Elimination d'impôts | 1'165.35 | 0.197 | 6.51 | 0.00 | 0.000 | 0.00 |
| | 920 Autres impôts | 64.80 | 0.011 | 0.36 | 11'915.00 | 1.988 | 66.56 |
| | 940 Fonds de péréquation | 0.00 | 0.000 | 0.00 | 82'082.00 | 13.696 | 458.56 |
| | Totaux | 590'877.15 | 100.00 | 3'300.99 | 599'293.35 | 100.00 | 3'348.01 |
| | Excédent de produits | 8'416.20 | | | | | |
| | | 599'293.35 | | | 599'293.35 | | |

DAMPHREUX

INDICATEURS FINANCIERS 2009 – 2013

| | 2009 | 2010 | 2011 | 2012 | 2013 | Moyenne |
|---------------------------------------|-----------|------------|-----------|-----------|-----------|------------------|
| Autofinancement (en fr.) | 33'124.40 | -40'893.40 | 15'550.00 | 20'590.23 | 95'954.05 | 24'865.06 |
| Degré d'autofinancement (%) | 40.73 | 0.00 | 0.00 | 0.00 | 828.83 | 173.91 |
| Capacité d'autofinancement (%) | 6.61 | -9.04 | 3.09 | 3.74 | 16.03 | 4.09 |



Une capacité d'autofinancement de :

- Moins de 10% est considéré comme mauvaise
- De 10% à 20% est considéré comme moyenne à bonne
- Plus de 20% est considéré comme très bonne

LUGNEZ
190 habitants

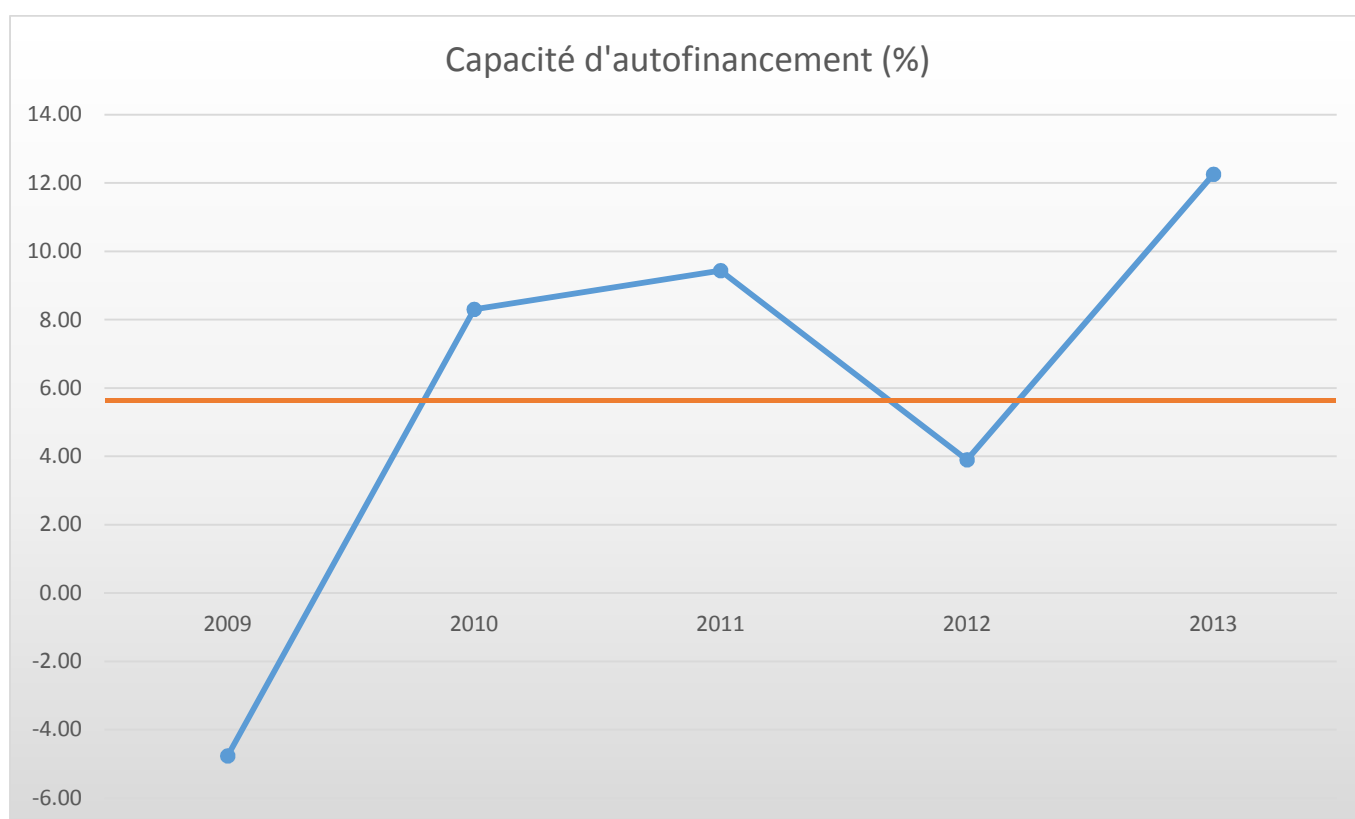
| Lugnez | | Charges | en % | Fr./hab. | Produits | en% | Fr./hab. |
|----------|-------------------------------------|-------------------|---------------|-----------------|------------------|--------------|---------------|
| 1 | Autorité | 85'748.95 | 13.989 | 451.31 | 7'706.20 | 1.175 | 40.56 |
| 100 | Communes, votations, élections | 151.95 | 0.025 | 0.80 | 0.00 | 0.000 | 0.00 |
| 110 | Conseil général/de Ville | 0.00 | 0.000 | 0.00 | 0.00 | 0.000 | 0.00 |
| 111 | Conseil communal | 16'964.40 | 2.768 | 89.29 | 0.00 | 0.000 | 0.00 |
| 112 | Commissions | 0.00 | 0.000 | 0.00 | 0.00 | 0.000 | 0.00 |
| 115 | Personnel administratif | 41'482.30 | 6.767 | 218.33 | 0.00 | 0.000 | 0.00 |
| 116 | Charges du personnel | 14'252.65 | 2.325 | 75.01 | 6'185.75 | 0.943 | 32.56 |
| 130 | Frais administratifs | 12'186.35 | 1.988 | 64.14 | 0.00 | 0.000 | 0.00 |
| 170 | Emoluments | 711.30 | 0.116 | 3.74 | 1'520.45 | 0.232 | 8.00 |
| 2 | Travaux publics | 44'155.75 | 7.203 | 232.40 | 29'456.40 | 4.490 | 155.03 |
| 200 | Entretien des routes | 26'396.95 | 4.306 | 138.93 | 10'576.00 | 1.612 | 55.66 |
| 201 | Ouvrages collectifs | 0.00 | 0.000 | 0.00 | 0.00 | 0.000 | 0.00 |
| 205 | Eclairage public | 6'085.80 | 0.993 | 32.03 | 9'869.00 | 1.504 | 51.94 |
| 206 | Horloge publique | 0.00 | 0.000 | 0.00 | 0.00 | 0.000 | 0.00 |
| 210 | Cours d'eau | 0.00 | 0.000 | 0.00 | 0.00 | 0.000 | 0.00 |
| 230 | Cadastre | 11'673.00 | 1.904 | 61.44 | 9'011.40 | 1.374 | 47.43 |
| 240 | Aménagement du territoire | 0.00 | 0.000 | 0.00 | 0.00 | 0.000 | 0.00 |
| 3 | Affaire juridique, police | 2'623.60 | 0.428 | 13.81 | 0.00 | 0.000 | 0.00 |
| 310 | Police communale | 0.00 | 0.000 | 0.00 | 0.00 | 0.000 | 0.00 |
| 330 | Cantonement | 0.00 | 0.000 | 0.00 | 0.00 | 0.000 | 0.00 |
| 340 | Protection civile | 2'623.60 | 0.428 | 13.81 | 0.00 | 0.000 | 0.00 |
| 4 | Hygiène publique | 0.00 | 0.000 | 0.00 | 0.00 | 0.000 | 0.00 |
| 400 | Police des denrées | 0.00 | 0.000 | 0.00 | 0.00 | 0.000 | 0.00 |
| 410 | Police sanitaire | 0.00 | 0.000 | 0.00 | 0.00 | 0.000 | 0.00 |
| 415 | Arrondissement de sépulture | 0.00 | 0.000 | 0.00 | 0.00 | 0.000 | 0.00 |
| 5 | Instruction | 233'954.38 | 38.167 | 1'231.34 | 18'300.05 | 2.789 | 96.32 |
| 510 | Service de l'école/école primaire | 4'371.13 | 0.713 | 23.01 | 102.00 | 0.016 | 0.54 |
| 511 | Transport scolaire | 38'324.00 | 6.252 | 201.71 | 0.00 | 0.000 | 0.00 |
| 512 | Places de jeu/Halles de gym | 4'364.00 | 0.712 | 22.97 | 0.00 | 0.000 | 0.00 |
| 520 | Ecole secondaire | 18'812.00 | 3.069 | 99.01 | 0.00 | 0.000 | 0.00 |
| 530 | Colonie de vacances | 0.00 | 0.000 | 0.00 | 0.00 | 0.000 | 0.00 |
| 540 | Ecole ménagère | 0.00 | 0.000 | 0.00 | 0.00 | 0.000 | 0.00 |
| 570 | Ecole enfantine | 0.00 | 0.000 | 0.00 | 0.00 | 0.000 | 0.00 |
| 580 | Contr. écolage, piscine, biblio ... | 5'063.25 | 0.826 | 26.65 | 0.00 | 0.000 | 0.00 |
| 590 | Contribution pour instruction | 163'020.00 | 26.595 | 858.00 | 18'198.05 | 2.774 | 95.78 |
| 6 | Action social | 113'756.65 | 18.558 | 598.72 | 1'677.55 | 0.256 | 8.83 |
| 600 | Secours | 8'778.35 | 1.432 | 46.20 | 0.00 | 0.000 | 0.00 |
| 610 | Service dentaire | 0.00 | 0.000 | 0.00 | 0.00 | 0.000 | 0.00 |
| 620 | Autres institutions | 3'583.80 | 0.585 | 18.86 | 205.55 | 0.031 | 1.08 |
| 630 | Foyers communaux | 0.00 | 0.000 | 0.00 | 0.00 | 0.000 | 0.00 |
| 640 | Crèches, UAPE | 0.00 | 0.000 | 0.00 | 0.00 | 0.000 | 0.00 |
| 650 | Répartition des charges | 48'043.50 | 7.838 | 252.86 | 0.00 | 0.000 | 0.00 |
| 659 | AVS, off. logement, chômage etc | 53'351.00 | 8.704 | 280.79 | 1'472.00 | 0.224 | 7.75 |
| 665 | Contr. Institution publique | 0.00 | 0.000 | 0.00 | 0.00 | 0.000 | 0.00 |

| Lugnez | | | Charges | en % | Fr./hab. | Produits | en% | Fr./hab. |
|----------|-----|-----------------------------|-------------------|---------------|-----------------|-------------------|---------------|-----------------|
| 7 | | Economie publique | 3'188.00 | 0.520 | 16.78 | 1'053.20 | 0.161 | 5.54 |
| | 700 | Foires, marchés | 0.00 | 0.000 | 0.00 | 0.00 | 0.000 | 0.00 |
| | 710 | Tourisme | 2'095.00 | 0.342 | 11.03 | 0.00 | 0.000 | 0.00 |
| | 720 | Agriculture | 1'093.00 | 0.178 | 5.75 | 1'053.20 | 0.161 | 5.54 |
| | 740 | Développement économique | 0.00 | 0.000 | 0.00 | 0.00 | 0.000 | 0.00 |
| 8 | | Finances | 63'356.98 | 10.336 | 333.46 | 26'826.70 | 4.089 | 141.19 |
| | 810 | Intérêts courts termes | 3'185.45 | 0.520 | 16.77 | 2'957.15 | 0.451 | 15.56 |
| | 811 | Intérêts longs termes | 7'045.20 | 1.149 | 37.08 | 0.00 | 0.000 | 0.00 |
| | 820 | Amortissements | 37'328.00 | 6.090 | 196.46 | 0.00 | 0.000 | 0.00 |
| | 825 | Charges d'immeubles | 9'066.60 | 1.479 | 47.72 | 2'622.20 | 0.400 | 13.80 |
| | 826 | Pâturages | 0.00 | 0.000 | 0.00 | 0.00 | 0.000 | 0.00 |
| | 830 | Subvention et contribution | 0.00 | 0.000 | 0.00 | 0.00 | 0.000 | 0.00 |
| | 840 | Intérêts actifs | 0.00 | 0.000 | 0.00 | 8'722.40 | 1.330 | 45.91 |
| | 850 | Rendement des immeubles | 6'731.73 | 1.098 | 35.43 | 12'524.95 | 1.909 | 65.92 |
| | 855 | Provision, réserve, fonds | 0.00 | 0.000 | 0.00 | 0.00 | 0.000 | 0.00 |
| | 860 | Subventions | 0.00 | 0.000 | 0.00 | 0.00 | 0.000 | 0.00 |
| | 870 | Gains vente fortune | 0.00 | 0.000 | 0.00 | 0.00 | 0.000 | 0.00 |
| | 875 | Divers | 0.00 | 0.000 | 0.00 | 0.00 | 0.000 | 0.00 |
| 9 | | Imposition | 66'194.30 | 10.799 | 348.39 | 571'045.70 | 87.041 | 3'005.50 |
| | 910 | Impôts ordinaires | 23'429.85 | 3.822 | 123.32 | 375'439.05 | 57.226 | 1'976.00 |
| | 911 | Variation d'impôts | 31'253.70 | 5.099 | 164.49 | 43'927.10 | 6.696 | 231.20 |
| | 912 | Partage d'impôts | 11'510.75 | 1.878 | 60.58 | 7'974.95 | 1.216 | 41.97 |
| | 915 | Elimination d'impôts | 0.00 | 0.000 | 0.00 | 0.00 | 0.000 | 0.00 |
| | 920 | Autres impôts | 0.00 | 0.000 | 0.00 | 5'632.60 | 0.859 | 29.65 |
| | 940 | Fonds de péréquation | 0.00 | 0.000 | 0.00 | 138'072.00 | 21.045 | 726.69 |
| | | Totaux | 612'978.61 | 100.00 | 3'226.20 | 656'065.80 | 100.00 | 3'452.98 |
| | | Excédent de produits | 43'087.19 | | | | | |
| | | | 656'065.80 | | | 656'065.80 | | |

LUGNEZ

INDICATEURS FINANCIERS 2009 – 2013

| | 2009 | 2010 | 2011 | 2012 | 2013 | Moyenne |
|---------------------------------------|------------|-----------|-----------|-----------|-----------|------------------|
| Autofinancement (en fr.) | -29'967.31 | 56'952.53 | 67'661.74 | 23'575.40 | 80'415.19 | 39'727.51 |
| Degré d'autofinancement (%) | 0.00 | 0.00 | 0.00 | 0.00 | 0.00 | 0.00 |
| Capacité d'autofinancement (%) | -4.77 | 8.30 | 9.44 | 3.90 | 12.26 | 5.83 |



Une capacité d'autofinancement de :

- Moins de 10% est considéré comme mauvaise
- De 10% à 20% est considéré comme moyenne à bonne
- Plus de 20% est considéré comme très bonne

SAINT-BRAIS

232 habitants

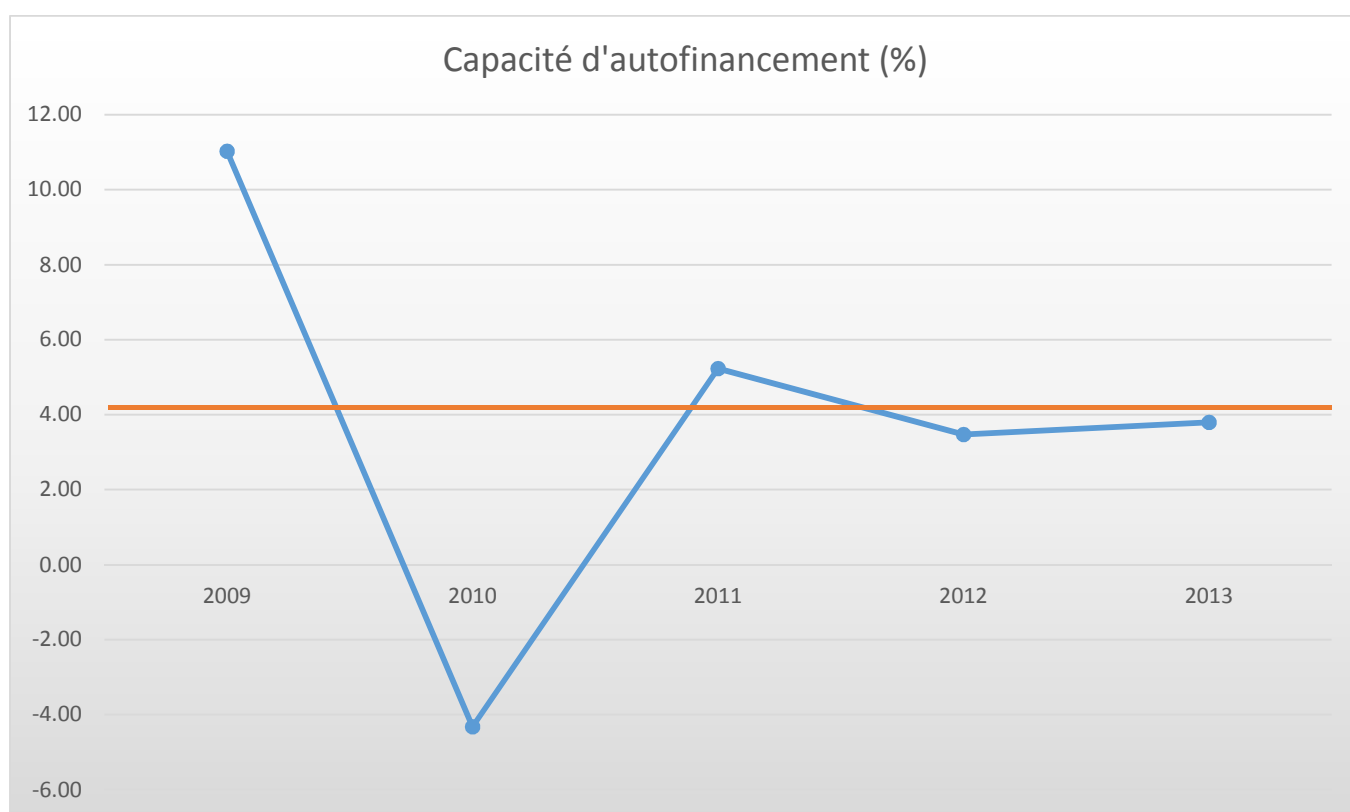
| Saint-Brais | | Charges | en % | Fr./hab. | Produits | en% | Fr./hab. |
|-------------|-------------------------------------|-------------------|---------------|-----------------|------------------|---------------|---------------|
| 1 | Autorité | 143'859.45 | 18.369 | 620.08 | 91'414.55 | 11.068 | 394.03 |
| 100 | Communes, votations, élections | 5'093.95 | 0.650 | 21.96 | 4'600.00 | 0.557 | 19.83 |
| 110 | Conseil général/de Ville | 0.00 | 0.000 | 0.00 | 0.00 | 0.000 | 0.00 |
| 111 | Conseil communal | 12'992.20 | 1.659 | 56.00 | 4'000.00 | 0.484 | 17.24 |
| 112 | Commissions | 480.00 | 0.061 | 2.07 | 0.00 | 0.000 | 0.00 |
| 115 | Personnel administratif | 48'530.15 | 6.197 | 209.18 | 23'530.15 | 2.849 | 101.42 |
| 116 | Charges du personnel | 18'964.50 | 2.422 | 81.74 | 12'753.70 | 1.544 | 54.97 |
| 130 | Frais administratifs | 57'798.65 | 7.380 | 249.13 | 45'681.70 | 5.531 | 196.90 |
| 170 | Emoluments | 0.00 | 0.000 | 0.00 | 849.00 | 0.103 | 3.66 |
| 2 | Travaux publics | 30'209.30 | 3.857 | 130.21 | 15'969.50 | 1.934 | 68.83 |
| 200 | Entretien des routes | 26'988.30 | 3.446 | 116.33 | 11'052.45 | 1.338 | 47.64 |
| 201 | Ouvrages collectifs | 0.00 | 0.000 | 0.00 | 0.00 | 0.000 | 0.00 |
| 205 | Eclairage public | 0.00 | 0.000 | 0.00 | 0.00 | 0.000 | 0.00 |
| 206 | Horloge publique | 0.00 | 0.000 | 0.00 | 0.00 | 0.000 | 0.00 |
| 210 | Cours d'eau | 0.00 | 0.000 | 0.00 | 0.00 | 0.000 | 0.00 |
| 230 | Cadastre | 3'221.00 | 0.411 | 13.88 | 4'917.05 | 0.595 | 21.19 |
| 240 | Aménagement du territoire | 0.00 | 0.000 | 0.00 | 0.00 | 0.000 | 0.00 |
| 3 | Affaire juridique, police | 726.00 | 0.093 | 3.13 | 0.00 | 0.000 | 0.00 |
| 310 | Police communale | 0.00 | 0.000 | 0.00 | 0.00 | 0.000 | 0.00 |
| 330 | Cantonement | 30.00 | 0.004 | 0.13 | 0.00 | 0.000 | 0.00 |
| 340 | Protection civile | 696.00 | 0.089 | 3.00 | 0.00 | 0.000 | 0.00 |
| 4 | Hygiène publique | 2'200.00 | 0.281 | 9.48 | 0.00 | 0.000 | 0.00 |
| 400 | Police des denrées | 0.00 | 0.000 | 0.00 | 0.00 | 0.000 | 0.00 |
| 410 | Police sanitaire | 0.00 | 0.000 | 0.00 | 0.00 | 0.000 | 0.00 |
| 415 | Arrondissement de sépulture | 2'200.00 | 0.281 | 9.48 | 0.00 | 0.000 | 0.00 |
| 5 | Instruction | 312'117.60 | 39.854 | 1'345.33 | 18'962.25 | 2.296 | 81.73 |
| 510 | Service de l'école/école primaire | 15'688.00 | 2.003 | 67.62 | 13'781.15 | 1.669 | 59.40 |
| 511 | Transport scolaire | 0.00 | 0.000 | 0.00 | 0.00 | 0.000 | 0.00 |
| 512 | Places de jeu/Halles de gym | 42'063.45 | 5.371 | 181.31 | 5'181.10 | 0.627 | 22.33 |
| 520 | Ecole secondaire | 20'735.80 | 2.648 | 89.38 | 0.00 | 0.000 | 0.00 |
| 530 | Colonie de vacances | 0.00 | 0.000 | 0.00 | 0.00 | 0.000 | 0.00 |
| 540 | Ecole ménagère | 0.00 | 0.000 | 0.00 | 0.00 | 0.000 | 0.00 |
| 570 | Ecole enfantine | 1'626.00 | 0.208 | 7.01 | 0.00 | 0.000 | 0.00 |
| 580 | Contr. écolage, piscine, biblio ... | 5'657.00 | 0.722 | 24.38 | 0.00 | 0.000 | 0.00 |
| 590 | Contribution pour instruction | 226'347.35 | 28.902 | 975.64 | 0.00 | 0.000 | 0.00 |
| 6 | Action social | 135'617.20 | 17.317 | 584.56 | 25'407.00 | 3.076 | 109.51 |
| 600 | Secours | 1'274.00 | 0.163 | 5.49 | 1'274.00 | 0.154 | 5.49 |
| 610 | Service dentaire | 1'670.40 | 0.213 | 7.20 | 0.00 | 0.000 | 0.00 |
| 620 | Autres institutions | 471.00 | 0.060 | 2.03 | 0.00 | 0.000 | 0.00 |
| 630 | Foyers communaux | 2'271.20 | 0.290 | 9.79 | 588.00 | 0.071 | 2.53 |
| 640 | Crèches, UAPE | 0.00 | 0.000 | 0.00 | 0.00 | 0.000 | 0.00 |
| 650 | Répartition des charges | 60'824.00 | 7.767 | 262.17 | 20'000.00 | 2.422 | 86.21 |
| 659 | AVS, off. logement, chômage etc | 67'996.60 | 8.682 | 293.09 | 3'545.00 | 0.429 | 15.28 |
| 665 | Contr. Institution publique | 1'110.00 | 0.142 | 4.78 | 0.00 | 0.000 | 0.00 |

| Saint-Brais | | Charges | en % | Fr./hab. | Produits | en% | Fr./hab. |
|-------------|--------------------------------|-------------------|---------------|-----------------|-------------------|---------------|-----------------|
| 7 | Economie publique | 10'286.90 | 1.314 | 44.34 | 1'500.00 | 0.182 | 6.47 |
| | 700 Foires, marchés | 0.00 | 0.000 | 0.00 | 0.00 | 0.000 | 0.00 |
| | 710 Tourisme | 4'898.75 | 0.626 | 21.12 | 0.00 | 0.000 | 0.00 |
| | 720 Agriculture | 5'388.15 | 0.688 | 23.22 | 1'500.00 | 0.182 | 6.47 |
| | 740 Développement économique | 0.00 | 0.000 | 0.00 | 0.00 | 0.000 | 0.00 |
| 8 | Finances | 120'444.55 | 15.380 | 519.16 | 29'920.40 | 3.623 | 128.97 |
| | 810 Intérêts courts termes | 7'464.45 | 0.953 | 32.17 | 0.00 | 0.000 | 0.00 |
| | 811 Intérêts longs termes | 12'766.45 | 1.630 | 55.03 | 0.00 | 0.000 | 0.00 |
| | 820 Amortissements | 72'928.10 | 9.312 | 314.35 | 0.00 | 0.000 | 0.00 |
| | 825 Charges d'immeubles | 17'060.25 | 2.178 | 73.54 | 0.00 | 0.000 | 0.00 |
| | 826 Pâturages | 0.00 | 0.000 | 0.00 | 0.00 | 0.000 | 0.00 |
| | 830 Subvention et contribution | 9'789.40 | 1.250 | 42.20 | 0.00 | 0.000 | 0.00 |
| | 840 Intérêts actifs | 435.90 | 0.056 | 1.88 | 6'144.40 | 0.744 | 26.48 |
| | 850 Rendement des immeubles | 0.00 | 0.000 | 0.00 | 23'080.00 | 2.794 | 99.48 |
| | 855 Provision, réserve, fonds | 0.00 | 0.000 | 0.00 | 696.00 | 0.084 | 3.00 |
| | 860 Subventions | 0.00 | 0.000 | 0.00 | 0.00 | 0.000 | 0.00 |
| | 870 Gains vente fortune | 0.00 | 0.000 | 0.00 | 0.00 | 0.000 | 0.00 |
| | 875 Divers | 0.00 | 0.000 | 0.00 | 0.00 | 0.000 | 0.00 |
| 9 | Imposition | 27'686.70 | 3.535 | 119.34 | 642'739.90 | 77.822 | 2'770.43 |
| | 910 Impôts ordinaires | 0.00 | 0.000 | 0.00 | 372'810.40 | 45.139 | 1'606.94 |
| | 911 Variation d'impôts | 24'744.00 | 3.160 | 106.66 | 36'516.85 | 4.421 | 157.40 |
| | 912 Partage d'impôts | 2'472.70 | 0.316 | 10.66 | 5'810.00 | 0.703 | 25.04 |
| | 915 Elimination d'impôts | 0.00 | 0.000 | 0.00 | 0.00 | 0.000 | 0.00 |
| | 920 Autres impôts | 470.00 | 0.060 | 2.03 | 24'218.65 | 2.932 | 104.39 |
| | 940 Fonds de péréquation | 0.00 | 0.000 | 0.00 | 203'384.00 | 24.625 | 876.66 |
| | Totaux | 783'147.70 | 100.00 | 3'375.64 | 825'913.60 | 100.00 | 3'559.97 |
| | Excédent de produits | 42'765.90 | | | | | |
| | | 825'913.60 | | | 825'913.60 | | |

SAINT-BRAIS

INDICATEURS FINANCIERS 2009 – 2013

| | 2009 | 2010 | 2011 | 2012 | 2013 | Moyenne |
|---------------------------------------|-----------|------------|-----------|----------|----------|------------------|
| Autofinancement (en fr.) | 81'621.75 | -28'221.05 | 39'393.65 | 3'081.00 | 3'408.00 | 19'856.67 |
| Degré d'autofinancement (%) | 211.02 | 0.00 | 575.57 | 13.80 | 28.95 | 165.87 |
| Capacité d'autofinancement (%) | 11.03 | -4.32 | 5.23 | 3.47 | 3.80 | 3.84 |



Une capacité d'autofinancement de :

- Moins de 10% est considéré comme mauvaise
- De 10% à 20% est considéré comme moyenne à bonne
- Plus de 20% est considéré comme très bonne

SAULCY
255 habitants

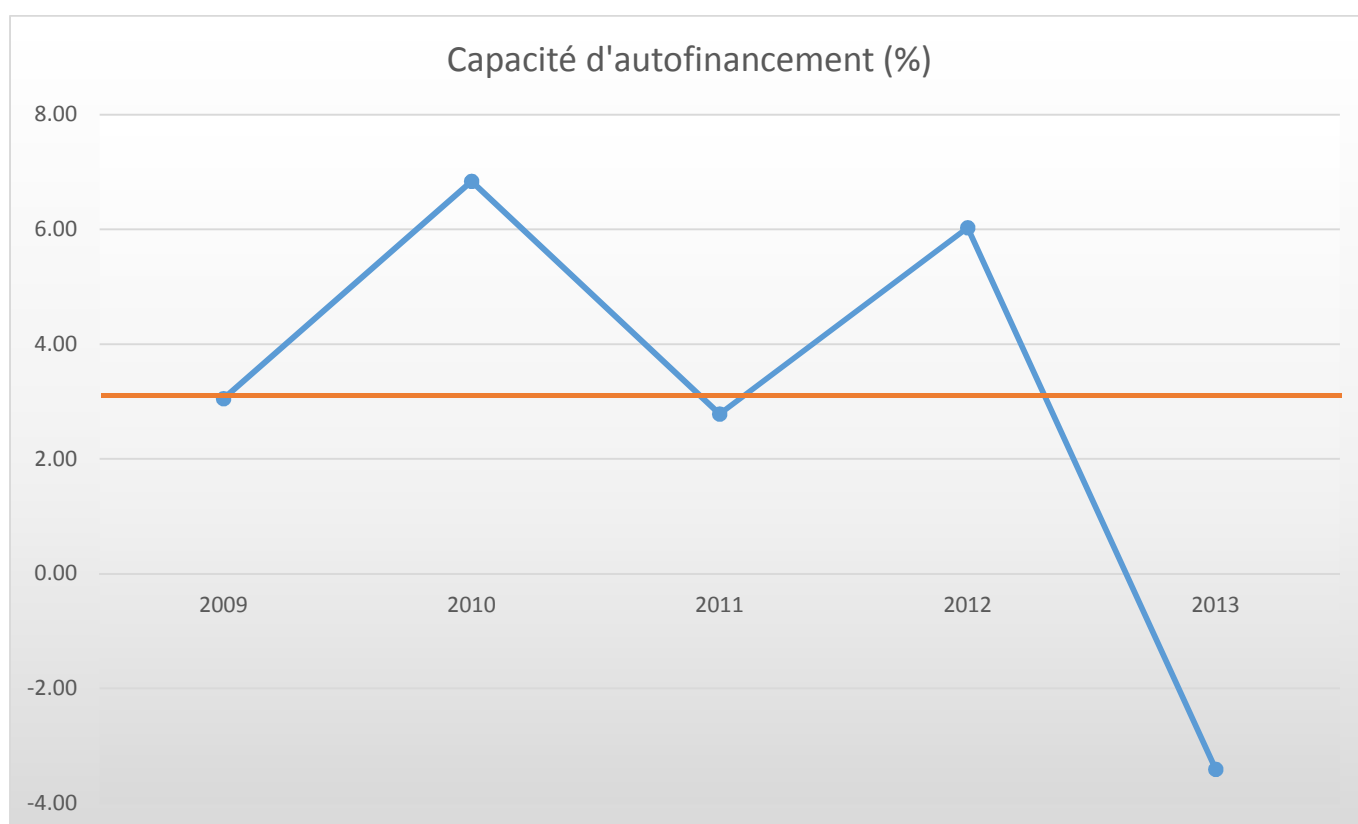
| Saulcy | | Charges | en % | Fr./hab. | Produits | en% | Fr./hab. |
|----------|-------------------------------------|-------------------|---------------|-----------------|------------------|--------------|---------------|
| 1 | Autorité | 118'187.84 | 13.269 | 463.48 | 30'140.14 | 3.498 | 118.20 |
| 100 | Communes, votations, élections | 1'180.00 | 0.132 | 4.63 | 0.00 | 0.000 | 0.00 |
| 110 | Conseil général/de Ville | 0.00 | 0.000 | 0.00 | 0.00 | 0.000 | 0.00 |
| 111 | Conseil communal | 16'836.15 | 1.890 | 66.02 | 44.20 | 0.005 | 0.17 |
| 112 | Commissions | 676.95 | 0.076 | 2.65 | 0.00 | 0.000 | 0.00 |
| 115 | Personnel administratif | 59'170.44 | 6.643 | 232.04 | 14'000.00 | 1.625 | 54.90 |
| 116 | Charges du personnel | 23'335.50 | 2.620 | 91.51 | 10'620.29 | 1.233 | 41.65 |
| 130 | Frais administratifs | 16'988.80 | 1.907 | 66.62 | 1'522.75 | 0.177 | 5.97 |
| 170 | Emoluments | 0.00 | 0.000 | 0.00 | 3'952.90 | 0.459 | 15.50 |
| 2 | Travaux publics | 88'727.75 | 9.961 | 347.95 | 33'948.35 | 3.940 | 133.13 |
| 200 | Entretien des routes | 53'396.50 | 5.995 | 209.40 | 10'331.80 | 1.199 | 40.52 |
| 201 | Ouvrages collectifs | 0.00 | 0.000 | 0.00 | 0.00 | 0.000 | 0.00 |
| 205 | Eclairage public | 9'748.25 | 1.094 | 38.23 | 9'800.00 | 1.137 | 38.43 |
| 206 | Horloge publique | 500.00 | 0.056 | 1.96 | 0.00 | 0.000 | 0.00 |
| 210 | Cours d'eau | 0.00 | 0.000 | 0.00 | 0.00 | 0.000 | 0.00 |
| 230 | Cadastre | 22'083.00 | 2.479 | 86.60 | 13'816.55 | 1.604 | 54.18 |
| 240 | Aménagement du territoire | 3'000.00 | 0.337 | 11.76 | 0.00 | 0.000 | 0.00 |
| 3 | Affaire juridique, police | 2'998.87 | 0.337 | 11.76 | 0.00 | 0.000 | 0.00 |
| 310 | Police communale | 0.00 | 0.000 | 0.00 | 0.00 | 0.000 | 0.00 |
| 330 | Cantonnement | 1'630.00 | 0.183 | 6.39 | 0.00 | 0.000 | 0.00 |
| 340 | Protection civile | 1'368.87 | 0.154 | 5.37 | 0.00 | 0.000 | 0.00 |
| 4 | Hygiène publique | 0.00 | 0.000 | 0.00 | 0.00 | 0.000 | 0.00 |
| 400 | Police des denrées | 0.00 | 0.000 | 0.00 | 0.00 | 0.000 | 0.00 |
| 410 | Police sanitaire | 0.00 | 0.000 | 0.00 | 0.00 | 0.000 | 0.00 |
| 415 | Arrondissement de sépulture | 0.00 | 0.000 | 0.00 | 0.00 | 0.000 | 0.00 |
| 5 | Instruction | 336'951.70 | 37.829 | 1'321.38 | 13'122.50 | 1.523 | 51.46 |
| 510 | Service de l'école/école primaire | 10'413.00 | 1.169 | 40.84 | 454.00 | 0.053 | 1.78 |
| 511 | Transport scolaire | 0.00 | 0.000 | 0.00 | 0.00 | 0.000 | 0.00 |
| 512 | Places de jeu/Halles de gym | 28'574.00 | 3.208 | 112.05 | 9'850.00 | 1.143 | 38.63 |
| 520 | Ecole secondaire | 32'697.10 | 3.671 | 128.22 | 0.00 | 0.000 | 0.00 |
| 530 | Colonie de vacances | 0.00 | 0.000 | 0.00 | 0.00 | 0.000 | 0.00 |
| 540 | Ecole ménagère | 0.00 | 0.000 | 0.00 | 0.00 | 0.000 | 0.00 |
| 570 | Ecole enfantine | 0.00 | 0.000 | 0.00 | 0.00 | 0.000 | 0.00 |
| 580 | Contr. écolage, piscine, biblio ... | 10'727.60 | 1.204 | 42.07 | 0.00 | 0.000 | 0.00 |
| 590 | Contribution pour instruction | 254'540.00 | 28.577 | 998.20 | 2'818.50 | 0.327 | 11.05 |
| 6 | Action social | 161'714.05 | 18.155 | 634.17 | 13'784.60 | 1.600 | 54.06 |
| 600 | Secours | 25'752.55 | 2.891 | 100.99 | 12'219.60 | 1.418 | 47.92 |
| 610 | Service dentaire | 792.40 | 0.089 | 3.11 | 0.00 | 0.000 | 0.00 |
| 620 | Autres institutions | 529.00 | 0.059 | 2.07 | 0.00 | 0.000 | 0.00 |
| 630 | Foyers communaux | 2'500.50 | 0.281 | 9.81 | 0.00 | 0.000 | 0.00 |
| 640 | Crèches, UAPE | 0.00 | 0.000 | 0.00 | 0.00 | 0.000 | 0.00 |
| 650 | Répartition des charges | 59'107.00 | 6.636 | 231.79 | 0.00 | 0.000 | 0.00 |
| 659 | AVS, off. logement, chômage etc | 73'032.60 | 8.199 | 286.40 | 1'565.00 | 0.182 | 6.14 |
| 665 | Contr. Institution publique | 0.00 | 0.000 | 0.00 | 0.00 | 0.000 | 0.00 |

| Saulcy | | Charges | en % | Fr./hab. | Produits | en% | Fr./hab. |
|----------|--------------------------------|-------------------|---------------|-----------------|-------------------|---------------|-----------------|
| 7 | Economie publique | 4'249.00 | 0.477 | 16.66 | 0.00 | 0.000 | 0.00 |
| | 700 Foires, marchés | 383.00 | 0.043 | 1.50 | 0.00 | 0.000 | 0.00 |
| | 710 Tourisme | 3'866.00 | 0.434 | 15.16 | 0.00 | 0.000 | 0.00 |
| | 720 Agriculture | 0.00 | 0.000 | 0.00 | 0.00 | 0.000 | 0.00 |
| | 740 Développement économique | 0.00 | 0.000 | 0.00 | 0.00 | 0.000 | 0.00 |
| 8 | Finances | 148'960.43 | 16.724 | 584.16 | 148'619.45 | 17.248 | 582.82 |
| | 810 Intérêts courts termes | 1'763.25 | 0.198 | 6.91 | 0.00 | 0.000 | 0.00 |
| | 811 Intérêts longs termes | 11'239.65 | 1.262 | 44.08 | 570.00 | 0.066 | 2.24 |
| | 820 Amortissements | 90'374.75 | 10.146 | 354.41 | 0.00 | 0.000 | 0.00 |
| | 825 Charges d'immeubles | 15'912.63 | 1.786 | 62.40 | 1'098.00 | 0.127 | 4.31 |
| | 826 Pâturages | 0.00 | 0.000 | 0.00 | 0.00 | 0.000 | 0.00 |
| | 830 Subvention et contribution | 922.40 | 0.104 | 3.62 | 0.00 | 0.000 | 0.00 |
| | 840 Intérêts actifs | 0.00 | 0.000 | 0.00 | 10'857.40 | 1.260 | 42.58 |
| | 850 Rendement des immeubles | 28'747.75 | 3.227 | 112.74 | 136'094.05 | 15.795 | 533.70 |
| | 855 Provision, réserve, fonds | 0.00 | 0.000 | 0.00 | 0.00 | 0.000 | 0.00 |
| | 860 Subventions | 0.00 | 0.000 | 0.00 | 0.00 | 0.000 | 0.00 |
| | 870 Gains vente fortune | 0.00 | 0.000 | 0.00 | 0.00 | 0.000 | 0.00 |
| | 875 Divers | 0.00 | 0.000 | 0.00 | 0.00 | 0.000 | 0.00 |
| 9 | Imposition | 28'935.00 | 3.248 | 113.47 | 622'027.65 | 72.191 | 2'439.32 |
| | 910 Impôts ordinaires | 232.80 | 0.026 | 0.91 | 454'298.50 | 52.725 | 1'781.56 |
| | 911 Variation d'impôts | 28'272.20 | 3.174 | 110.87 | 1'742.85 | 0.202 | 6.83 |
| | 912 Partage d'impôts | 0.00 | 0.000 | 0.00 | 8'280.00 | 0.961 | 32.47 |
| | 915 Elimination d'impôts | 0.00 | 0.000 | 0.00 | 0.00 | 0.000 | 0.00 |
| | 920 Autres impôts | 430.00 | 0.048 | 1.69 | 11'620.30 | 1.349 | 45.57 |
| | 940 Fonds de péréquation | 0.00 | 0.000 | 0.00 | 146'086.00 | 16.954 | 572.89 |
| | Totaux | 890'724.64 | 100.00 | 3'493.04 | 861'642.69 | 100.00 | 3'378.99 |
| | Excédent de charges | | | | 29'081.95 | | |
| | | 890'724.64 | | | 890'724.64 | | |

SAULCY

INDICATEURS FINANCIERS 2009 – 2013

| | 2009 | 2010 | 2011 | 2012 | 2013 | Moyenne |
|---------------------------------------|-----------|-----------|-----------|-----------|------------|------------------|
| Autofinancement (en fr.) | 24'437.00 | 54'284.00 | 73'272.00 | 50'339.00 | -26'377.00 | 35'191.00 |
| Degré d'autofinancement (%) | 227.36 | 187.19 | 0.00 | 39.40 | 0.00 | 90.79 |
| Capacité d'autofinancement (%) | 3.05 | 6.84 | 2.78 | 6.03 | -3.41 | 3.06 |



Une capacité d'autofinancement de :

- Moins de 10% est considéré comme mauvaise
- De 10% à 20% est considéré comme moyenne à bonne
- Plus de 20% est considéré comme très bonne

BOURRIGNON

269 habitants

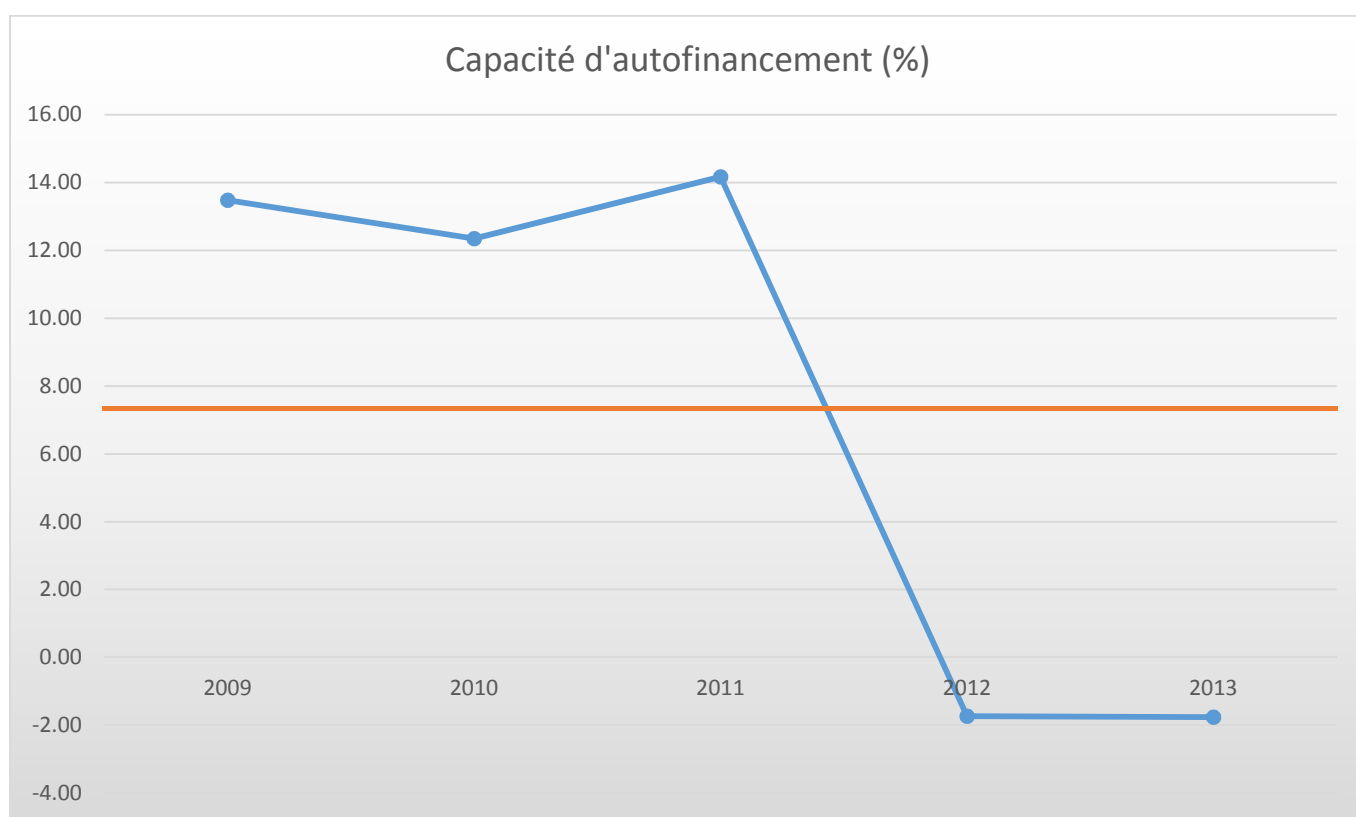
| Bourrignon | | Charges | en % | Fr./hab. | Produits | en% | Fr./hab. |
|------------|-------------------------------------|-------------------|---------------|-----------------|------------------|--------------|---------------|
| 1 | Autorité | 90'059.00 | 10.751 | 334.79 | 5'566.35 | 0.692 | 20.69 |
| 100 | Communes, votations, élections | 0.00 | 0.000 | 0.00 | 0.00 | 0.000 | 0.00 |
| 110 | Conseil général/de Ville | 0.00 | 0.000 | 0.00 | 0.00 | 0.000 | 0.00 |
| 111 | Conseil communal | 14'374.60 | 1.716 | 53.44 | 0.00 | 0.000 | 0.00 |
| 112 | Commissions | 1'260.00 | 0.150 | 4.68 | 140.00 | 0.017 | 0.52 |
| 115 | Personnel administratif | 29'675.00 | 3.543 | 110.32 | 0.00 | 0.000 | 0.00 |
| 116 | Charges du personnel | 9'381.85 | 1.120 | 34.88 | 3'545.90 | 0.441 | 13.18 |
| 130 | Frais administratifs | 35'366.05 | 4.222 | 131.47 | 1'353.45 | 0.168 | 5.03 |
| 170 | Emoluments | 1.50 | 0.000 | 0.01 | 527.00 | 0.066 | 1.96 |
| 2 | Travaux publics | 99'453.15 | 11.873 | 369.71 | 53'465.40 | 6.648 | 198.76 |
| 200 | Entretien des routes | 81'675.65 | 9.750 | 303.63 | 42'023.75 | 5.225 | 156.22 |
| 201 | Ouvrages collectifs | 0.00 | 0.000 | 0.00 | 0.00 | 0.000 | 0.00 |
| 205 | Eclairage public | 6'980.00 | 0.833 | 25.95 | 5'000.00 | 0.622 | 18.59 |
| 206 | Horloge publique | 0.00 | 0.000 | 0.00 | 0.00 | 0.000 | 0.00 |
| 210 | Cours d'eau | 0.00 | 0.000 | 0.00 | 0.00 | 0.000 | 0.00 |
| 230 | Cadastre | 10'468.00 | 1.250 | 38.91 | 6'441.65 | 0.801 | 23.95 |
| 240 | Aménagement du territoire | 329.50 | 0.039 | 1.22 | 0.00 | 0.000 | 0.00 |
| 3 | Affaire juridique, police | 2'141.05 | 0.256 | 7.96 | 0.00 | 0.000 | 0.00 |
| 310 | Police communale | 816.00 | 0.097 | 3.03 | 0.00 | 0.000 | 0.00 |
| 330 | Cantonnement | 250.00 | 0.030 | 0.93 | 0.00 | 0.000 | 0.00 |
| 340 | Protection civile | 1'075.05 | 0.128 | 4.00 | 0.00 | 0.000 | 0.00 |
| 4 | Hygiène publique | 0.00 | 0.000 | 0.00 | 0.00 | 0.000 | 0.00 |
| 400 | Police des denrées | 0.00 | 0.000 | 0.00 | 0.00 | 0.000 | 0.00 |
| 410 | Police sanitaire | 0.00 | 0.000 | 0.00 | 0.00 | 0.000 | 0.00 |
| 415 | Arrondissement de sépulture | 0.00 | 0.000 | 0.00 | 0.00 | 0.000 | 0.00 |
| 5 | Instruction | 344'467.85 | 41.122 | 1'280.55 | 7'903.55 | 0.983 | 29.38 |
| 510 | Service de l'école/école primaire | 11'768.50 | 1.405 | 43.75 | 431.00 | 0.054 | 1.60 |
| 511 | Transport scolaire | 0.00 | 0.000 | 0.00 | 0.00 | 0.000 | 0.00 |
| 512 | Places de jeu/Halles de gym | 29'080.30 | 3.472 | 108.11 | 650.00 | 0.081 | 2.42 |
| 520 | Ecole secondaire | 26'910.00 | 3.213 | 100.04 | 0.00 | 0.000 | 0.00 |
| 530 | Colonie de vacances | 0.00 | 0.000 | 0.00 | 0.00 | 0.000 | 0.00 |
| 540 | Ecole ménagère | 0.00 | 0.000 | 0.00 | 0.00 | 0.000 | 0.00 |
| 570 | Ecole enfantine | 0.00 | 0.000 | 0.00 | 0.00 | 0.000 | 0.00 |
| 580 | Contr. écolage, piscine, biblio ... | 4'572.65 | 0.546 | 17.00 | 800.00 | 0.099 | 2.97 |
| 590 | Contribution pour instruction | 272'136.40 | 32.488 | 1'011.66 | 6'022.55 | 0.749 | 22.39 |
| 6 | Action social | 177'475.30 | 21.187 | 659.76 | 20'103.20 | 2.500 | 74.73 |
| 600 | Secours | 20'540.05 | 2.452 | 76.36 | 17'952.45 | 2.232 | 66.74 |
| 610 | Service dentaire | 3'084.85 | 0.368 | 11.47 | 0.00 | 0.000 | 0.00 |
| 620 | Autres institutions | 136.00 | 0.016 | 0.51 | 0.00 | 0.000 | 0.00 |
| 630 | Foyers communaux | 735.55 | 0.088 | 2.73 | 500.00 | 0.062 | 1.86 |
| 640 | Crèches, UAPE | 0.00 | 0.000 | 0.00 | 0.00 | 0.000 | 0.00 |
| 650 | Répartition des charges | 75'360.65 | 8.997 | 280.15 | 0.00 | 0.000 | 0.00 |
| 659 | AVS, off. logement, chômage etc | 77'618.20 | 9.266 | 288.54 | 1'650.75 | 0.205 | 6.14 |
| 665 | Contr. Institution publique | 0.00 | 0.000 | 0.00 | 0.00 | 0.000 | 0.00 |

| Bourrignon | | | Charges | en % | Fr./hab. | Produits | en% | Fr./hab. |
|------------|-----|----------------------------|-------------------|---------------|-----------------|-------------------|---------------|-----------------|
| 7 | | Economie publique | 8'216.65 | 0.981 | 30.55 | 0.00 | 0.000 | 0.00 |
| | 700 | Foires, marchés | 0.00 | 0.000 | 0.00 | 0.00 | 0.000 | 0.00 |
| | 710 | Tourisme | 5'095.00 | 0.608 | 18.94 | 0.00 | 0.000 | 0.00 |
| | 720 | Agriculture | 3'121.65 | 0.373 | 11.60 | 0.00 | 0.000 | 0.00 |
| | 740 | Développement économique | 0.00 | 0.000 | 0.00 | 0.00 | 0.000 | 0.00 |
| 8 | | Finances | 52'406.15 | 6.256 | 194.82 | 4'423.35 | 0.550 | 16.44 |
| | 810 | Intérêts courts termes | 2'259.25 | 0.270 | 8.40 | 0.00 | 0.000 | 0.00 |
| | 811 | Intérêts longs termes | 11'262.45 | 1.345 | 41.87 | 0.00 | 0.000 | 0.00 |
| | 820 | Amortissements | 33'819.95 | 4.037 | 125.72 | 3'013.40 | 0.375 | 11.20 |
| | 825 | Charges d'immeubles | 3'040.50 | 0.363 | 11.30 | 0.00 | 0.000 | 0.00 |
| | 826 | Pâturages | 0.00 | 0.000 | 0.00 | 0.00 | 0.000 | 0.00 |
| | 830 | Subvention et contribution | 2'024.00 | 0.242 | 7.52 | 0.00 | 0.000 | 0.00 |
| | 840 | Intérêts actifs | 0.00 | 0.000 | 0.00 | 89.95 | 0.011 | 0.33 |
| | 850 | Rendement des immeubles | 0.00 | 0.000 | 0.00 | 1'320.00 | 0.164 | 4.91 |
| | 855 | Provision, réserve, fonds | 0.00 | 0.000 | 0.00 | 0.00 | 0.000 | 0.00 |
| | 860 | Subventions | 0.00 | 0.000 | 0.00 | 0.00 | 0.000 | 0.00 |
| | 870 | Gains vente fortune | 0.00 | 0.000 | 0.00 | 0.00 | 0.000 | 0.00 |
| | 875 | Divers | 0.00 | 0.000 | 0.00 | 0.00 | 0.000 | 0.00 |
| 9 | | Imposition | 63'445.25 | 7.574 | 235.86 | 712'792.95 | 88.628 | 2'649.79 |
| | 910 | Impôts ordinaires | 7'034.65 | 0.840 | 26.15 | 505'138.30 | 62.808 | 1'877.84 |
| | 911 | Variation d'impôts | 50'898.40 | 6.076 | 189.21 | 13'977.35 | 1.738 | 51.96 |
| | 912 | Partage d'impôts | 4'922.20 | 0.588 | 18.30 | 9'763.45 | 1.214 | 36.30 |
| | 915 | Elimination d'impôts | 0.00 | 0.000 | 0.00 | 21'000.00 | 2.611 | 78.07 |
| | 920 | Autres impôts | 590.00 | 0.070 | 2.19 | 41'561.85 | 5.168 | 154.51 |
| | 940 | Fonds de péréquation | 0.00 | 0.000 | 0.00 | 121'352.00 | 15.089 | 451.12 |
| | | Totaux | 837'664.40 | 100.00 | 3'113.99 | 804'254.80 | 100.00 | 2'989.79 |
| | | Excédent de charges | | | | 33'409.60 | | |
| | | | 837'664.40 | | | 837'664.40 | | |

BOURRIGNON

INDICATEURS FINANCIERS 2009 – 2013

| | 2009 | 2010 | 2011 | 2012 | 2013 | Moyenne |
|---------------------------------------|------------|------------|------------|------------|------------|------------------|
| Autofinancement (en fr.) | 103'127.00 | 111'881.00 | 121'238.15 | -13'082.50 | -12'763.05 | 62'080.12 |
| Degré d'autofinancement (%) | 420.93 | 362.24 | 1'974.88 | 0.00 | 17.29 | 555.07 |
| Capacité d'autofinancement (%) | 13.48 | 12.35 | 14.17 | -1.73 | -1.76 | 7.30 |



Une capacité d'autofinancement de :

- Moins de 10% est considéré comme mauvaise
- De 10% à 20% est considéré comme moyenne à bonne
- Plus de 20% est considéré comme très bonne

COURCHAVON

296 habitants

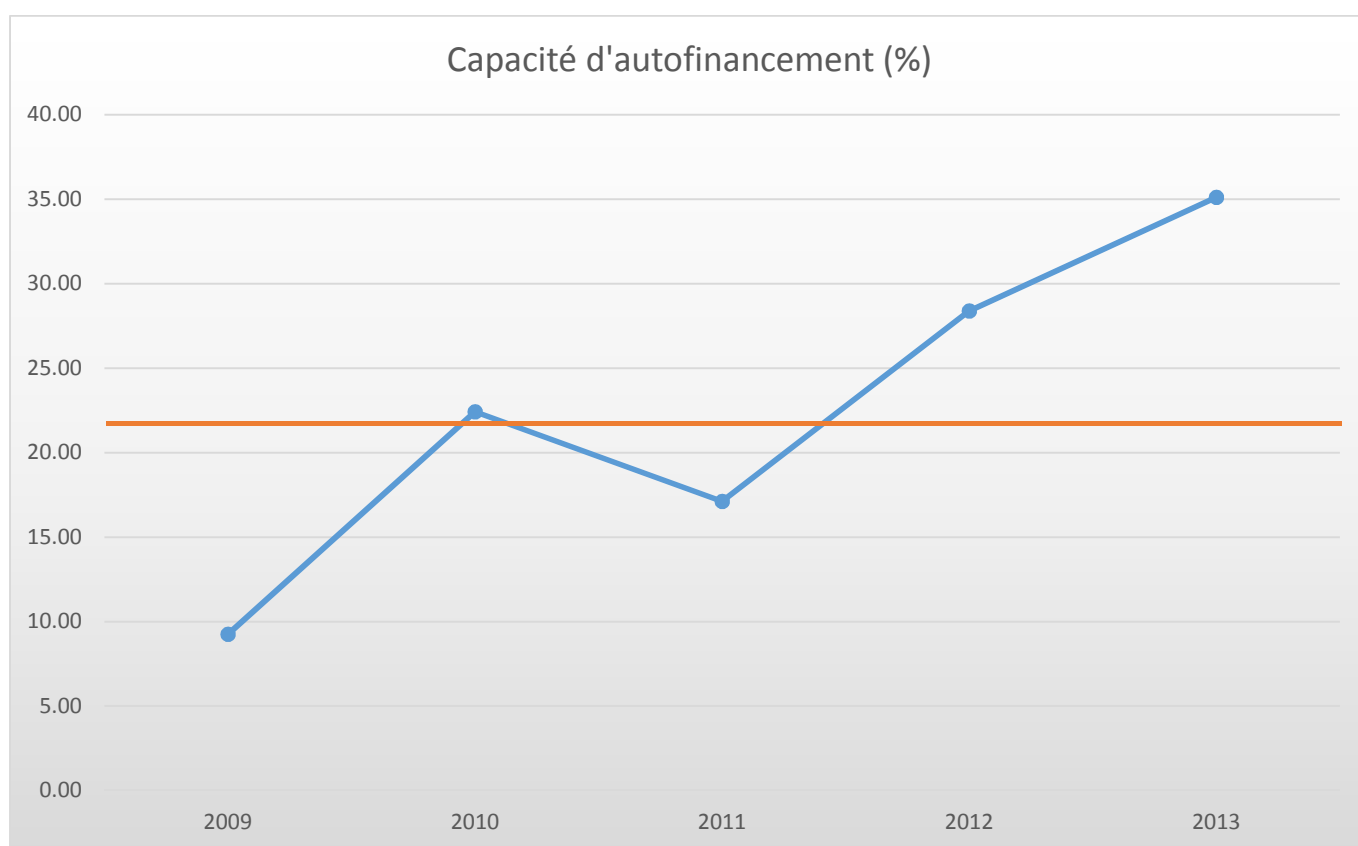
| Courchavon | | Charges | en % | Fr./hab. | Produits | en% | Fr./hab. |
|------------|-------------------------------------|-------------------|---------------|-----------------|------------------|--------------|---------------|
| 1 | Autorité | 127'035.05 | 10.612 | 429.17 | 15'089.85 | 1.084 | 50.98 |
| 100 | Communes, votations, élections | 520.00 | 0.043 | 1.76 | 0.00 | 0.000 | 0.00 |
| 110 | Conseil général/de Ville | 0.00 | 0.000 | 0.00 | 0.00 | 0.000 | 0.00 |
| 111 | Conseil communal | 14'090.00 | 1.177 | 47.60 | 0.00 | 0.000 | 0.00 |
| 112 | Commissions | 3'153.60 | 0.263 | 10.65 | 0.00 | 0.000 | 0.00 |
| 115 | Personnel administratif | 52'870.35 | 4.417 | 178.62 | 0.00 | 0.000 | 0.00 |
| 116 | Charges du personnel | 23'644.05 | 1.975 | 79.88 | 10'618.60 | 0.763 | 35.87 |
| 130 | Frais administratifs | 31'863.05 | 2.662 | 107.65 | 4'139.50 | 0.297 | 13.98 |
| 170 | Emoluments | 894.00 | 0.075 | 3.02 | 331.75 | 0.024 | 1.12 |
| 2 | Travaux publics | 83'317.15 | 6.960 | 281.48 | 29'916.15 | 2.148 | 101.07 |
| 200 | Entretien des routes | 23'649.50 | 1.976 | 79.90 | 2'100.00 | 0.151 | 7.09 |
| 201 | Ouvrages collectifs | 0.00 | 0.000 | 0.00 | 0.00 | 0.000 | 0.00 |
| 205 | Eclairage public | 33'271.40 | 2.779 | 112.40 | 13'457.00 | 0.966 | 45.46 |
| 206 | Horloge publique | 0.00 | 0.000 | 0.00 | 0.00 | 0.000 | 0.00 |
| 210 | Cours d'eau | 0.00 | 0.000 | 0.00 | 0.00 | 0.000 | 0.00 |
| 230 | Cadastre | 23'071.25 | 1.927 | 77.94 | 14'359.15 | 1.031 | 48.51 |
| 240 | Aménagement du territoire | 3'325.00 | 0.278 | 11.23 | 0.00 | 0.000 | 0.00 |
| 3 | Affaire juridique, police | 2'774.05 | 0.232 | 9.37 | 0.00 | 0.000 | 0.00 |
| 310 | Police communale | 0.00 | 0.000 | 0.00 | 0.00 | 0.000 | 0.00 |
| 330 | Cantonnement | 0.00 | 0.000 | 0.00 | 0.00 | 0.000 | 0.00 |
| 340 | Protection civile | 2'774.05 | 0.232 | 9.37 | 0.00 | 0.000 | 0.00 |
| 4 | Hygiène publique | 0.00 | 0.000 | 0.00 | 0.00 | 0.000 | 0.00 |
| 400 | Police des denrées | 0.00 | 0.000 | 0.00 | 0.00 | 0.000 | 0.00 |
| 410 | Police sanitaire | 0.00 | 0.000 | 0.00 | 0.00 | 0.000 | 0.00 |
| 415 | Arrondissement de sépulture | 0.00 | 0.000 | 0.00 | 0.00 | 0.000 | 0.00 |
| 5 | Instruction | 373'085.45 | 31.167 | 1'260.42 | 662.05 | 0.048 | 2.24 |
| 510 | Service de l'école/école primaire | 8'089.05 | 0.676 | 27.33 | 662.05 | 0.048 | 2.24 |
| 511 | Transport scolaire | 0.00 | 0.000 | 0.00 | 0.00 | 0.000 | 0.00 |
| 512 | Places de jeu/Halles de gym | 27'176.05 | 2.270 | 91.81 | 0.00 | 0.000 | 0.00 |
| 520 | Ecole secondaire | 38'672.85 | 3.231 | 130.65 | 0.00 | 0.000 | 0.00 |
| 530 | Colonie de vacances | 0.00 | 0.000 | 0.00 | 0.00 | 0.000 | 0.00 |
| 540 | Ecole ménagère | 0.00 | 0.000 | 0.00 | 0.00 | 0.000 | 0.00 |
| 570 | Ecole enfantine | 0.00 | 0.000 | 0.00 | 0.00 | 0.000 | 0.00 |
| 580 | Contr. écolage, piscine, biblio ... | 8'467.50 | 0.707 | 28.61 | 0.00 | 0.000 | 0.00 |
| 590 | Contribution pour instruction | 290'680.00 | 24.283 | 982.03 | 0.00 | 0.000 | 0.00 |
| 6 | Action social | 186'144.85 | 15.550 | 628.87 | 17'600.20 | 1.264 | 59.46 |
| 600 | Secours | 11'592.80 | 0.968 | 39.16 | 15'978.20 | 1.147 | 53.98 |
| 610 | Service dentaire | 1'112.95 | 0.093 | 3.76 | 0.00 | 0.000 | 0.00 |
| 620 | Autres institutions | 6'579.30 | 0.550 | 22.23 | 0.00 | 0.000 | 0.00 |
| 630 | Foyers communaux | 3'375.30 | 0.282 | 11.40 | 0.00 | 0.000 | 0.00 |
| 640 | Crèches, UAPE | 0.00 | 0.000 | 0.00 | 0.00 | 0.000 | 0.00 |
| 650 | Répartition des charges | 82'639.50 | 6.904 | 279.19 | 0.00 | 0.000 | 0.00 |
| 659 | AVS, off. logement, chômage etc | 71'992.00 | 6.014 | 243.22 | 1'622.00 | 0.116 | 5.48 |
| 665 | Contr. Institution publique | 8'853.00 | 0.740 | 29.91 | 0.00 | 0.000 | 0.00 |

| Courchavon | | | Charges | en % | Fr./hab. | Produits | en% | Fr./hab. |
|------------|-----|-----------------------------|---------------------|---------------|-----------------|---------------------|---------------|-----------------|
| 7 | | Economie publique | 6'379.00 | 0.533 | 21.55 | 0.00 | 0.000 | 0.00 |
| | 700 | Foires, marchés | 0.00 | 0.000 | 0.00 | 0.00 | 0.000 | 0.00 |
| | 710 | Tourisme | 4'284.00 | 0.358 | 14.47 | 0.00 | 0.000 | 0.00 |
| | 720 | Agriculture | 2'095.00 | 0.175 | 7.08 | 0.00 | 0.000 | 0.00 |
| | 740 | Développement économique | 0.00 | 0.000 | 0.00 | 0.00 | 0.000 | 0.00 |
| 8 | | Finances | 300'280.30 | 25.085 | 1'014.46 | 39'994.95 | 2.872 | 135.12 |
| | 810 | Intérêts courts termes | 661.25 | 0.055 | 2.23 | 0.00 | 0.000 | 0.00 |
| | 811 | Intérêts longs termes | 49'904.50 | 4.169 | 168.60 | 5'700.00 | 0.409 | 19.26 |
| | 820 | Amortissements | 221'829.65 | 18.531 | 749.42 | 0.00 | 0.000 | 0.00 |
| | 825 | Charges d'immeubles | 14'148.45 | 1.182 | 47.80 | 0.00 | 0.000 | 0.00 |
| | 826 | Pâturages | 0.00 | 0.000 | 0.00 | 0.00 | 0.000 | 0.00 |
| | 830 | Subvention et contribution | 0.00 | 0.000 | 0.00 | 0.00 | 0.000 | 0.00 |
| | 840 | Intérêts actifs | 0.00 | 0.000 | 0.00 | 8'675.95 | 0.623 | 29.31 |
| | 850 | Rendement des immeubles | 13'736.45 | 1.148 | 46.41 | 25'619.00 | 1.840 | 86.55 |
| | 855 | Provision, réserve, fonds | 0.00 | 0.000 | 0.00 | 0.00 | 0.000 | 0.00 |
| | 860 | Subventions | 0.00 | 0.000 | 0.00 | 0.00 | 0.000 | 0.00 |
| | 870 | Gains vente fortune | 0.00 | 0.000 | 0.00 | 0.00 | 0.000 | 0.00 |
| | 875 | Divers | 0.00 | 0.000 | 0.00 | 0.00 | 0.000 | 0.00 |
| 9 | | Imposition | 118'043.10 | 9.861 | 398.79 | 1'289'259.25 | 92.584 | 4'355.61 |
| | 910 | Impôts ordinaires | 1'504.35 | 0.126 | 5.08 | 1'067'693.90 | 76.673 | 3'607.07 |
| | 911 | Variation d'impôts | 12'820.30 | 1.071 | 43.31 | 197'950.20 | 14.215 | 668.75 |
| | 912 | Partage d'impôts | 16'535.70 | 1.381 | 55.86 | 1'940.40 | 0.139 | 6.56 |
| | 915 | Elimination d'impôts | 74'936.75 | 6.260 | 253.16 | 0.00 | 0.000 | 0.00 |
| | 920 | Autres impôts | 0.00 | 0.000 | 0.00 | 21'674.75 | 1.557 | 73.23 |
| | 940 | Fonds de péréquation | 12'246.00 | 1.023 | 41.37 | 0.00 | 0.000 | 0.00 |
| | | Totaux | 1'197'058.95 | 100.00 | 4'044.12 | 1'392'522.45 | 100.00 | 4'704.47 |
| | | Excédent de produits | 195'463.50 | | | | | |
| | | | 1'392'522.45 | | | 1'392'522.45 | | |

COURCHAVON

INDICATEURS FINANCIERS 2009 – 2013

| | 2009 | 2010 | 2011 | 2012 | 2013 | Moyenne |
|---------------------------------------|-----------|------------|------------|------------|------------|-------------------|
| Autofinancement (en fr.) | 83'594.05 | 239'856.16 | 166'967.30 | 327'420.70 | 487'060.15 | 260'979.67 |
| Degré d'autofinancement (%) | 46.79 | 320.43 | 3'775.75 | 0.00 | 195.49 | 867.69 |
| Capacité d'autofinancement (%) | 9.25 | 22.41 | 17.12 | 28.38 | 35.12 | 22.46 |



Une capacité d'autofinancement de :

- Moins de 10% est considéré comme mauvaise
- De 10% à 20% est considéré comme moyenne à bonne
- Plus de 20% est considéré comme très bonne

LE BEMONT
319 habitants

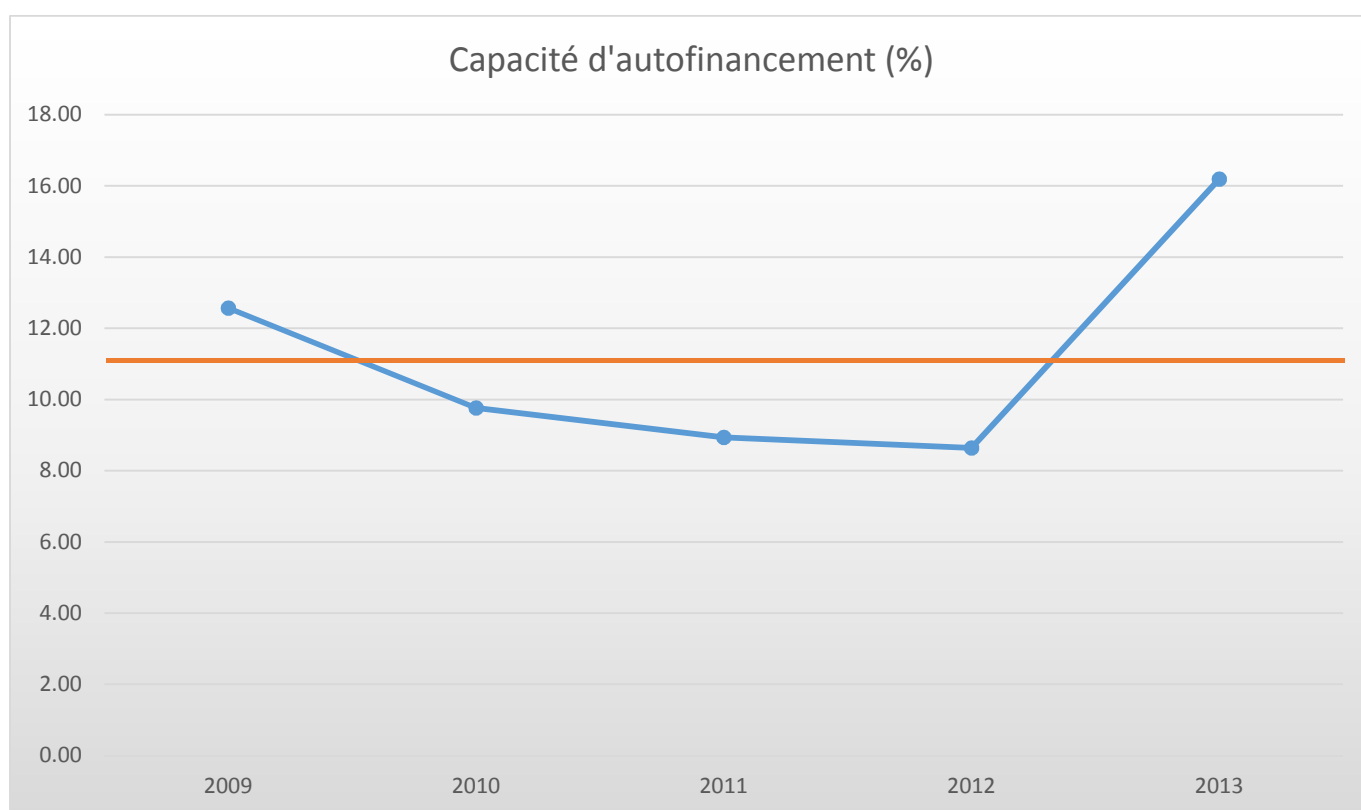
| Le Bémont | | Charges | en % | Fr./hab. | Produits | en% | Fr./hab. |
|-----------|-------------------------------------|-------------------|---------------|-----------------|-------------------|--------------|---------------|
| 1 | Autorité | 97'068.79 | 6.167 | 304.29 | 11'322.22 | 0.704 | 35.49 |
| 100 | Communes, votations, élections | 2'278.30 | 0.145 | 7.14 | 0.00 | 0.000 | 0.00 |
| 110 | Conseil général/de Ville | 0.00 | 0.000 | 0.00 | 0.00 | 0.000 | 0.00 |
| 111 | Conseil communal | 14'281.45 | 0.907 | 44.77 | 0.00 | 0.000 | 0.00 |
| 112 | Commissions | 442.00 | 0.028 | 1.39 | 0.00 | 0.000 | 0.00 |
| 115 | Personnel administratif | 28'692.55 | 1.823 | 89.95 | 3'000.00 | 0.186 | 9.40 |
| 116 | Charges du personnel | 14'191.25 | 0.902 | 44.49 | 5'467.60 | 0.340 | 17.14 |
| 130 | Frais administratifs | 37'183.24 | 2.362 | 116.56 | 1'219.37 | 0.076 | 3.82 |
| 170 | Emoluments | 0.00 | 0.000 | 0.00 | 1'635.25 | 0.102 | 5.13 |
| 2 | Travaux publics | 45'116.70 | 2.867 | 141.43 | 25'319.65 | 1.574 | 79.37 |
| 200 | Entretien des routes | 29'344.70 | 1.864 | 91.99 | 7'321.95 | 0.455 | 22.95 |
| 201 | Ouvrages collectifs | 0.00 | 0.000 | 0.00 | 0.00 | 0.000 | 0.00 |
| 205 | Eclairage public | 6'410.60 | 0.407 | 20.10 | 14'868.45 | 0.924 | 46.61 |
| 206 | Horloge publique | 0.00 | 0.000 | 0.00 | 0.00 | 0.000 | 0.00 |
| 210 | Cours d'eau | 0.00 | 0.000 | 0.00 | 0.00 | 0.000 | 0.00 |
| 230 | Cadastre | 6'001.40 | 0.381 | 18.81 | 3'129.25 | 0.194 | 9.81 |
| 240 | Aménagement du territoire | 3'360.00 | 0.213 | 10.53 | 0.00 | 0.000 | 0.00 |
| 3 | Affaire juridique, police | 3'953.95 | 0.251 | 12.39 | 4'600.00 | 0.286 | 14.42 |
| 310 | Police communale | 0.00 | 0.000 | 0.00 | 0.00 | 0.000 | 0.00 |
| 330 | Cantonnement | 173.45 | 0.011 | 0.54 | 0.00 | 0.000 | 0.00 |
| 340 | Protection civile | 3'780.50 | 0.240 | 11.85 | 4'600.00 | 0.286 | 14.42 |
| 4 | Hygiène publique | 1'423.75 | 0.090 | 4.46 | 0.00 | 0.000 | 0.00 |
| 400 | Police des denrées | 0.00 | 0.000 | 0.00 | 0.00 | 0.000 | 0.00 |
| 410 | Police sanitaire | 0.00 | 0.000 | 0.00 | 0.00 | 0.000 | 0.00 |
| 415 | Arrondissement de sépulture | 1'423.75 | 0.090 | 4.46 | 0.00 | 0.000 | 0.00 |
| 5 | Instruction | 515'591.55 | 32.759 | 1'616.27 | 125'725.45 | 7.814 | 394.12 |
| 510 | Service de l'école/école primaire | 96'246.70 | 6.115 | 301.71 | 84'428.45 | 5.248 | 264.67 |
| 511 | Transport scolaire | 0.00 | 0.000 | 0.00 | 0.00 | 0.000 | 0.00 |
| 512 | Places de jeu/Halles de gym | 55'735.35 | 3.541 | 174.72 | 29'010.00 | 1.803 | 90.94 |
| 520 | Ecole secondaire | 35'683.60 | 2.267 | 111.86 | 0.00 | 0.000 | 0.00 |
| 530 | Colonie de vacances | 0.00 | 0.000 | 0.00 | 0.00 | 0.000 | 0.00 |
| 540 | Ecole ménagère | 0.00 | 0.000 | 0.00 | 0.00 | 0.000 | 0.00 |
| 570 | Ecole enfantine | 2'279.10 | 0.145 | 7.14 | 1'012.80 | 0.063 | 3.17 |
| 580 | Contr. Écolage, piscine, biblio ... | 3'145.00 | 0.200 | 9.86 | 0.00 | 0.000 | 0.00 |
| 590 | Contribution pour instruction | 322'501.80 | 20.490 | 1'010.98 | 11'274.20 | 0.701 | 35.34 |
| 6 | Action social | 185'134.00 | 11.763 | 580.36 | 1'907.65 | 0.119 | 5.98 |
| 600 | Secours | 28'043.85 | 1.782 | 87.91 | 0.00 | 0.000 | 0.00 |
| 610 | Service dentaire | 1'279.15 | 0.081 | 4.01 | 0.00 | 0.000 | 0.00 |
| 620 | Autres institutions | 60.00 | 0.004 | 0.19 | 0.00 | 0.000 | 0.00 |
| 630 | Foyers communaux | 1'103.00 | 0.070 | 3.46 | 0.00 | 0.000 | 0.00 |
| 640 | Crèches, UAPE | 0.00 | 0.000 | 0.00 | 0.00 | 0.000 | 0.00 |
| 650 | Répartition des charges | 61'843.80 | 3.929 | 193.87 | 0.00 | 0.000 | 0.00 |
| 659 | AVS, off. logement, chômage etc | 92'114.20 | 5.853 | 288.76 | 1'907.65 | 0.119 | 5.98 |
| 665 | Contr. Institution publique | 690.00 | 0.044 | 2.16 | 0.00 | 0.000 | 0.00 |

| Le Bémont | | | Charges | en % | Fr./hab. | Produits | en% | Fr./hab. |
|-----------|-----|-----------------------------|---------------------|---------------|-----------------|---------------------|---------------|-----------------|
| 7 | | Economie publique | 12'131.70 | 0.771 | 38.03 | 2'319.00 | 0.144 | 7.27 |
| | 700 | Foires, marchés | 30.00 | 0.002 | 0.09 | 0.00 | 0.000 | 0.00 |
| | 710 | Tourisme | 5'864.00 | 0.373 | 18.38 | 2'319.00 | 0.144 | 7.27 |
| | 720 | Agriculture | 4'097.70 | 0.260 | 12.85 | 0.00 | 0.000 | 0.00 |
| | 740 | Développement économique | 2'140.00 | 0.136 | 6.71 | 0.00 | 0.000 | 0.00 |
| 8 | | Finances | 699'829.10 | 44.464 | 2'193.82 | 528'775.60 | 32.866 | 1'657.60 |
| | 810 | Intérêts courts termes | 134.95 | 0.009 | 0.42 | 0.00 | 0.000 | 0.00 |
| | 811 | Intérêts longs termes | 14'488.60 | 0.921 | 45.42 | 0.00 | 0.000 | 0.00 |
| | 820 | Amortissements | 196'491.25 | 12.484 | 615.96 | 0.00 | 0.000 | 0.00 |
| | 825 | Charges d'immeubles | 17'264.05 | 1.097 | 54.12 | 2'500.00 | 0.155 | 7.84 |
| | 826 | Pâturages | 447'352.95 | 28.423 | 1'402.36 | 479'653.80 | 29.813 | 1'503.62 |
| | 830 | Subvention et contribution | 23'951.80 | 1.522 | 75.08 | 0.00 | 0.000 | 0.00 |
| | 840 | Intérêts actifs | 145.50 | 0.009 | 0.46 | 6'464.65 | 0.402 | 20.27 |
| | 850 | Rendement des immeubles | 0.00 | 0.000 | 0.00 | 40'157.15 | 2.496 | 125.88 |
| | 855 | Provision, réserve, fonds | 0.00 | 0.000 | 0.00 | 0.00 | 0.000 | 0.00 |
| | 860 | Subventions | 0.00 | 0.000 | 0.00 | 0.00 | 0.000 | 0.00 |
| | 870 | Gains vente fortune | 0.00 | 0.000 | 0.00 | 0.00 | 0.000 | 0.00 |
| | 875 | Divers | 0.00 | 0.000 | 0.00 | 0.00 | 0.000 | 0.00 |
| 9 | | Imposition | 13'663.55 | 0.868 | 42.83 | 908'911.20 | 56.493 | 2'849.25 |
| | 910 | Impôts ordinaires | 0.00 | 0.000 | 0.00 | 566'741.35 | 35.226 | 1'776.62 |
| | 911 | Variation d'impôts | 8'925.35 | 0.567 | 27.98 | 38'445.70 | 2.390 | 120.52 |
| | 912 | Partage d'impôts | 2'613.95 | 0.166 | 8.19 | 28'946.70 | 1.799 | 90.74 |
| | 915 | Elimination d'impôts | 2'124.25 | 0.135 | 6.66 | 0.00 | 0.000 | 0.00 |
| | 920 | Autres impôts | 0.00 | 0.000 | 0.00 | 96'255.45 | 5.983 | 301.74 |
| | 940 | Fonds de péréquation | 0.00 | 0.000 | 0.00 | 178'522.00 | 11.096 | 559.63 |
| | | Totaux | 1'573'913.09 | 100.00 | 4'933.90 | 1'608'880.77 | 100.00 | 5'043.51 |
| | | Excédent de produits | 34'967.68 | | | | | |
| | | | 1'608'880.77 | | | 1'608'880.77 | | |

LE BEMONT

INDICATEURS FINANCIERS 2009 – 2013

| | 2009 | 2010 | 2011 | 2012 | 2013 | Moyenne |
|---------------------------------------|------------|------------|------------|------------|------------|-------------------|
| Autofinancement (en fr.) | 183'807.07 | 140'729.86 | 118'745.40 | 131'919.21 | 249'934.03 | 165'027.11 |
| Degré d'autofinancement (%) | 1'901.58 | 83.84 | 997.85 | 0.00 | 212.78 | 639.21 |
| Capacité d'autofinancement (%) | 12.57 | 9.76 | 8.94 | 8.64 | 16.19 | 11.22 |



Une capacité d'autofinancement de :

- Moins de 10% est considéré comme mauvaise
- De 10% à 20% est considéré comme moyenne à bonne
- Plus de 20% est considéré comme très bonne

FAHY
357 habitants

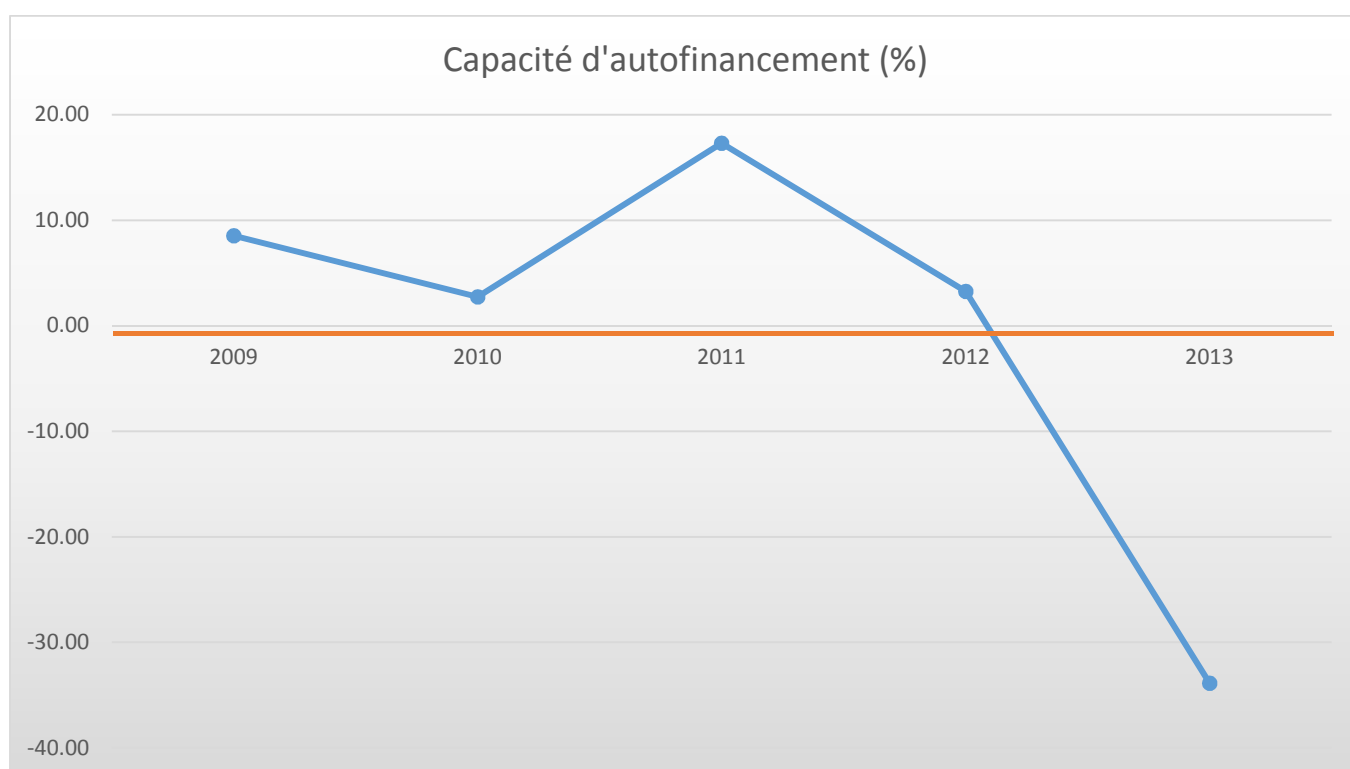
| Fahy | | Charges | en % | Fr./hab. | Produits | en% | Fr./hab. |
|----------|-------------------------------------|-------------------|---------------|-----------------|------------------|--------------|---------------|
| 1 | Autorité | 167'416.59 | 9.757 | 468.95 | 26'861.85 | 2.049 | 75.24 |
| 100 | Communes, votations, élections | 1'472.85 | 0.086 | 4.13 | 0.00 | 0.000 | 0.00 |
| 110 | Conseil général/de Ville | 0.00 | 0.000 | 0.00 | 0.00 | 0.000 | 0.00 |
| 111 | Conseil communal | 16'104.50 | 0.939 | 45.11 | 0.00 | 0.000 | 0.00 |
| 112 | Commissions | 3'628.80 | 0.211 | 10.16 | 0.00 | 0.000 | 0.00 |
| 115 | Personnel administratif | 64'690.00 | 3.770 | 181.20 | 0.00 | 0.000 | 0.00 |
| 116 | Charges du personnel | 45'378.75 | 2.645 | 127.11 | 23'315.20 | 1.778 | 65.31 |
| 130 | Frais administratifs | 36'141.69 | 2.106 | 101.24 | 2'598.65 | 0.198 | 7.28 |
| 170 | Emoluments | 0.00 | 0.000 | 0.00 | 948.00 | 0.072 | 2.66 |
| 2 | Travaux publics | 140'460.27 | 8.186 | 393.45 | 47'670.96 | 3.635 | 133.53 |
| 200 | Entretien des routes | 89'205.63 | 5.199 | 249.88 | 14'603.20 | 1.114 | 40.91 |
| 201 | Ouvrages collectifs | 0.00 | 0.000 | 0.00 | 0.00 | 0.000 | 0.00 |
| 205 | Eclairage public | 28'253.04 | 1.647 | 79.14 | 21'879.60 | 1.669 | 61.29 |
| 206 | Horloge publique | 1'084.55 | 0.063 | 3.04 | 0.00 | 0.000 | 0.00 |
| 210 | Cours d'eau | 0.00 | 0.000 | 0.00 | 0.00 | 0.000 | 0.00 |
| 230 | Cadastre | 21'917.05 | 1.277 | 61.39 | 11'188.16 | 0.853 | 31.34 |
| 240 | Aménagement du territoire | 0.00 | 0.000 | 0.00 | 0.00 | 0.000 | 0.00 |
| 3 | Affaire juridique, police | 15'483.20 | 0.902 | 43.37 | 42'127.50 | 3.213 | 118.00 |
| 310 | Police communale | 0.00 | 0.000 | 0.00 | 0.00 | 0.000 | 0.00 |
| 330 | Cantonnement | 0.00 | 0.000 | 0.00 | 0.00 | 0.000 | 0.00 |
| 340 | Protection civile | 15'483.20 | 0.902 | 43.37 | 42'127.50 | 3.213 | 118.00 |
| 4 | Hygiène publique | 0.00 | 0.000 | 0.00 | 0.00 | 0.000 | 0.00 |
| 400 | Police des denrées | 0.00 | 0.000 | 0.00 | 0.00 | 0.000 | 0.00 |
| 410 | Police sanitaire | 0.00 | 0.000 | 0.00 | 0.00 | 0.000 | 0.00 |
| 415 | Arrondissement de sépulture | 0.00 | 0.000 | 0.00 | 0.00 | 0.000 | 0.00 |
| 5 | Instruction | 512'989.20 | 29.897 | 1'436.94 | 14'137.20 | 1.078 | 39.60 |
| 510 | Service de l'école/école primaire | 13'688.90 | 0.798 | 38.34 | 4'900.80 | 0.374 | 13.73 |
| 511 | Transport scolaire | 0.00 | 0.000 | 0.00 | 0.00 | 0.000 | 0.00 |
| 512 | Places de jeu/Halles de gym | 83'536.65 | 4.869 | 234.00 | 7'062.60 | 0.539 | 19.78 |
| 520 | Ecole secondaire | 38'073.85 | 2.219 | 106.65 | 0.00 | 0.000 | 0.00 |
| 530 | Colonie de vacances | 0.00 | 0.000 | 0.00 | 0.00 | 0.000 | 0.00 |
| 540 | Ecole ménagère | 0.00 | 0.000 | 0.00 | 0.00 | 0.000 | 0.00 |
| 570 | Ecole enfantine | 4'925.20 | 0.287 | 13.80 | 2'173.80 | 0.166 | 6.09 |
| 580 | Contr. écolage, piscine, biblio ... | 8'000.00 | 0.466 | 22.41 | 0.00 | 0.000 | 0.00 |
| 590 | Contribution pour instruction | 364'764.60 | 21.259 | 1'021.75 | 0.00 | 0.000 | 0.00 |
| 6 | Action social | 213'009.50 | 12.414 | 596.67 | 1'940.70 | 0.148 | 5.44 |
| 600 | Secours | 26'974.35 | 1.572 | 75.56 | 0.00 | 0.000 | 0.00 |
| 610 | Service dentaire | 1'045.05 | 0.061 | 2.93 | 0.00 | 0.000 | 0.00 |
| 620 | Autres institutions | 895.00 | 0.052 | 2.51 | 0.00 | 0.000 | 0.00 |
| 630 | Foyers communaux | 1'706.20 | 0.099 | 4.78 | 0.00 | 0.000 | 0.00 |
| 640 | Crèches, UAPE | 0.00 | 0.000 | 0.00 | 0.00 | 0.000 | 0.00 |
| 650 | Répartition des charges | 82'062.40 | 4.783 | 229.87 | 0.00 | 0.000 | 0.00 |
| 659 | AVS, off. logement, chômage etc | 100'326.50 | 5.847 | 281.03 | 1'940.70 | 0.148 | 5.44 |
| 665 | Contr. Institution publique | 0.00 | 0.000 | 0.00 | 0.00 | 0.000 | 0.00 |

| Fahy | | Charges | en % | Fr./hab. | Produits | en% | Fr./hab. |
|----------|--------------------------------|---------------------|---------------|-----------------|---------------------|---------------|-----------------|
| 7 | Economie publique | 10'767.15 | 0.628 | 30.16 | 3'003.40 | 0.229 | 8.41 |
| | 700 Foires, marchés | 0.00 | 0.000 | 0.00 | 0.00 | 0.000 | 0.00 |
| | 710 Tourisme | 6'966.00 | 0.406 | 19.51 | 3'003.40 | 0.229 | 8.41 |
| | 720 Agriculture | 3'801.15 | 0.222 | 10.65 | 0.00 | 0.000 | 0.00 |
| | 740 Développement économique | 0.00 | 0.000 | 0.00 | 0.00 | 0.000 | 0.00 |
| 8 | Finances | 149'626.41 | 8.720 | 419.12 | 113'865.60 | 8.683 | 318.95 |
| | 810 Intérêts courts termes | 3'591.10 | 0.209 | 10.06 | 0.00 | 0.000 | 0.00 |
| | 811 Intérêts longs termes | 65'790.00 | 3.834 | 184.29 | 0.00 | 0.000 | 0.00 |
| | 820 Amortissements | 64'525.90 | 3.761 | 180.74 | 0.00 | 0.000 | 0.00 |
| | 825 Charges d'immeubles | 13'779.11 | 0.803 | 38.60 | 1'700.00 | 0.130 | 4.76 |
| | 826 Pâturages | 0.00 | 0.000 | 0.00 | 0.00 | 0.000 | 0.00 |
| | 830 Subvention et contribution | 500.00 | 0.029 | 1.40 | 0.00 | 0.000 | 0.00 |
| | 840 Intérêts actifs | 1'440.30 | 0.084 | 4.03 | 11'479.30 | 0.875 | 32.15 |
| | 850 Rendement des immeubles | 0.00 | 0.000 | 0.00 | 50'402.85 | 3.844 | 141.18 |
| | 855 Provision, réserve, fonds | 0.00 | 0.000 | 0.00 | 50'283.45 | 3.835 | 140.85 |
| | 860 Subventions | 0.00 | 0.000 | 0.00 | 0.00 | 0.000 | 0.00 |
| | 870 Gains vente fortune | 0.00 | 0.000 | 0.00 | 0.00 | 0.000 | 0.00 |
| | 875 Divers | 0.00 | 0.000 | 0.00 | 0.00 | 0.000 | 0.00 |
| 9 | Imposition | 506'080.25 | 29.495 | 1'417.59 | 1'061'683.92 | 80.965 | 2'973.90 |
| | 910 Impôts ordinaires | 0.00 | 0.000 | 0.00 | 918'761.45 | 70.065 | 2'573.56 |
| | 911 Variation d'impôts | 245'379.70 | 14.301 | 687.34 | 42'904.50 | 3.272 | 120.18 |
| | 912 Partage d'impôts | 239'034.60 | 13.931 | 669.56 | 19'386.45 | 1.478 | 54.30 |
| | 915 Elimination d'impôts | 3'673.95 | 0.214 | 10.29 | 232.77 | 0.018 | 0.65 |
| | 920 Autres impôts | 0.00 | 0.000 | 0.00 | 80'398.75 | 6.131 | 225.21 |
| | 940 Fonds de péréquation | 17'992.00 | 1.049 | 50.40 | 0.00 | 0.000 | 0.00 |
| | Totaux | 1'715'832.57 | 100.00 | 4'806.25 | 1'311'291.13 | 100.00 | 3'673.08 |
| | Excédent de charges | | | | 404'541.44 | | |
| | | 1'715'832.57 | | | 1'715'832.57 | | |

FAHY

INDICATEURS FINANCIERS 2009 – 2013

| | 2009 | 2010 | 2011 | 2012 | 2013 | Moyenne |
|---------------------------------------|------------|-----------|------------|-----------|-------------|-----------------|
| Autofinancement (en fr.) | 120'200.00 | 33'473.84 | 266'823.70 | 46'030.13 | -417'848.79 | 9'735.78 |
| Degré d'autofinancement (%) | 0.00 | 45.48 | 9'458.82 | 1'578.54 | 0.00 | 2'216.57 |
| Capacité d'autofinancement (%) | 8.53 | 2.74 | 17.29 | 3.26 | -33.88 | -0.41 |



Une capacité d'autofinancement de :

- Moins de 10% est considéré comme mauvaise
- De 10% à 20% est considéré comme moyenne à bonne
- Plus de 20% est considéré comme très bonne

PLEIGNE
368 habitants

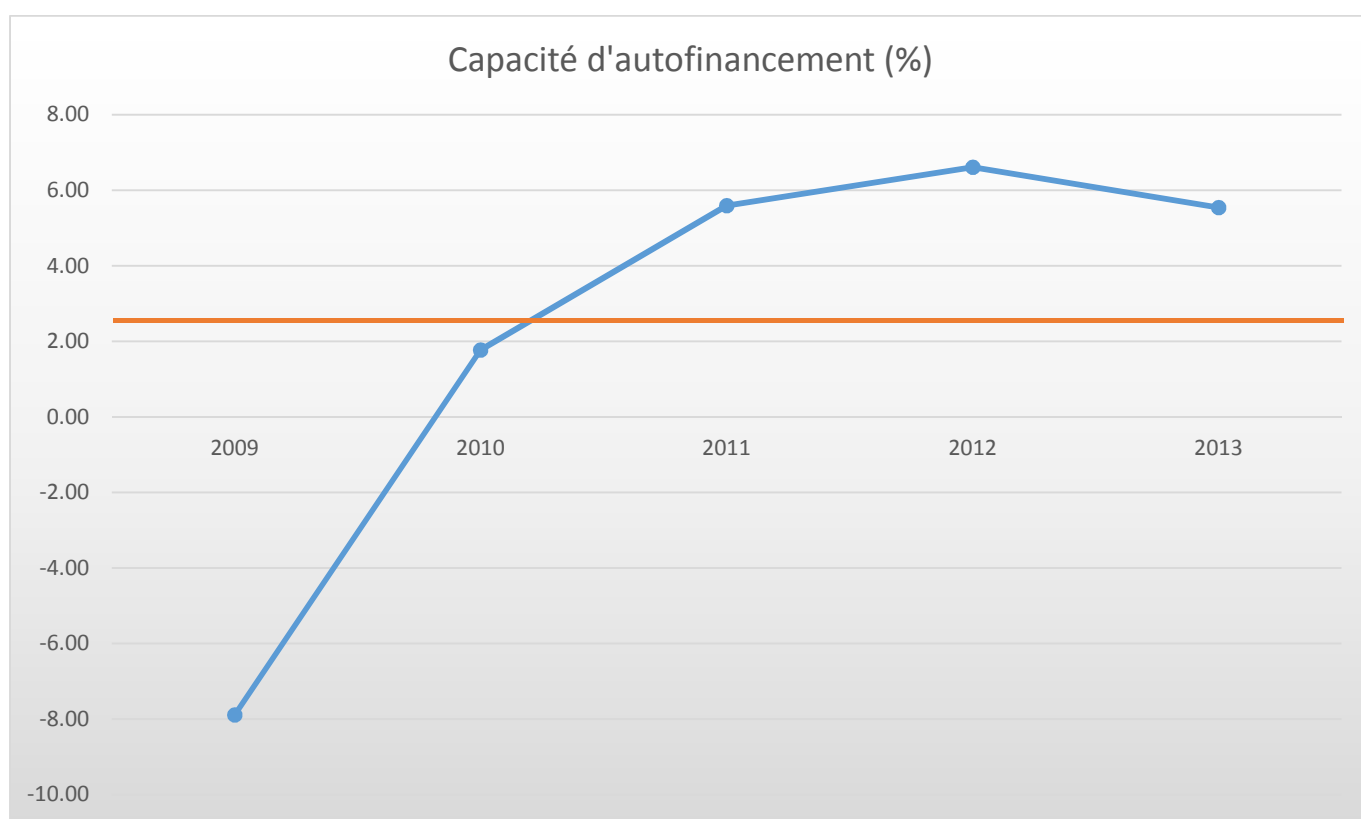
| Pleigne | | Charges | en % | Fr./hab. | Produits | en% | Fr./hab. |
|----------|-------------------------------------|-------------------|---------------|-----------------|-------------------|--------------|---------------|
| 1 | Autorité | 152'412.49 | 11.227 | 414.16 | 58'740.65 | 4.450 | 159.62 |
| 100 | Communes, votations, élections | 0.00 | 0.000 | 0.00 | 0.00 | 0.000 | 0.00 |
| 110 | Conseil général/de Ville | 0.00 | 0.000 | 0.00 | 0.00 | 0.000 | 0.00 |
| 111 | Conseil communal | 15'609.00 | 1.150 | 42.42 | 0.00 | 0.000 | 0.00 |
| 112 | Commissions | 630.00 | 0.046 | 1.71 | 0.00 | 0.000 | 0.00 |
| 115 | Personnel administratif | 73'515.00 | 5.415 | 199.77 | 34'573.00 | 2.619 | 93.95 |
| 116 | Charges du personnel | 31'715.70 | 2.336 | 86.18 | 15'346.95 | 1.163 | 41.70 |
| 130 | Frais administratifs | 30'942.79 | 2.279 | 84.08 | 8'302.70 | 0.629 | 22.56 |
| 170 | Emoluments | 0.00 | 0.000 | 0.00 | 518.00 | 0.039 | 1.41 |
| 2 | Travaux publics | 144'298.05 | 10.629 | 392.11 | 83'041.80 | 6.291 | 225.66 |
| 200 | Entretien des routes | 118'383.10 | 8.720 | 321.69 | 48'588.80 | 3.681 | 132.03 |
| 201 | Ouvrages collectifs | 0.00 | 0.000 | 0.00 | 0.00 | 0.000 | 0.00 |
| 205 | Eclairage public | 9'176.55 | 0.676 | 24.94 | 17'453.00 | 1.322 | 47.43 |
| 206 | Horloge publique | 0.00 | 0.000 | 0.00 | 0.00 | 0.000 | 0.00 |
| 210 | Cours d'eau | 0.00 | 0.000 | 0.00 | 0.00 | 0.000 | 0.00 |
| 230 | Cadastre | 16'738.40 | 1.233 | 45.48 | 17'000.00 | 1.288 | 46.20 |
| 240 | Aménagement du territoire | 0.00 | 0.000 | 0.00 | 0.00 | 0.000 | 0.00 |
| 3 | Affaire juridique, police | 2'508.55 | 0.185 | 6.82 | 700.00 | 0.053 | 1.90 |
| 310 | Police communale | 0.00 | 0.000 | 0.00 | 0.00 | 0.000 | 0.00 |
| 330 | Cantonnement | 0.00 | 0.000 | 0.00 | 0.00 | 0.000 | 0.00 |
| 340 | Protection civile | 2'508.55 | 0.185 | 6.82 | 700.00 | 0.053 | 1.90 |
| 4 | Hygiène publique | 0.00 | 0.000 | 0.00 | 0.00 | 0.000 | 0.00 |
| 400 | Police des denrées | 0.00 | 0.000 | 0.00 | 0.00 | 0.000 | 0.00 |
| 410 | Police sanitaire | 0.00 | 0.000 | 0.00 | 0.00 | 0.000 | 0.00 |
| 415 | Arrondissement de sépulture | 0.00 | 0.000 | 0.00 | 0.00 | 0.000 | 0.00 |
| 5 | Instruction | 589'790.30 | 43.445 | 1'602.69 | 103'743.20 | 7.859 | 281.91 |
| 510 | Service de l'école/école primaire | 22'202.50 | 1.635 | 60.33 | 12'871.65 | 0.975 | 34.98 |
| 511 | Transport scolaire | 87'600.40 | 6.453 | 238.04 | 87'521.55 | 6.630 | 237.83 |
| 512 | Places de jeu/Halles de gym | 60'410.45 | 4.450 | 164.16 | 2'350.00 | 0.178 | 6.39 |
| 520 | Ecole secondaire | 41'015.00 | 3.021 | 111.45 | 0.00 | 0.000 | 0.00 |
| 530 | Colonie de vacances | 0.00 | 0.000 | 0.00 | 0.00 | 0.000 | 0.00 |
| 540 | Ecole ménagère | 0.00 | 0.000 | 0.00 | 0.00 | 0.000 | 0.00 |
| 570 | Ecole enfantine | 2'358.95 | 0.174 | 6.41 | 1'000.00 | 0.076 | 2.72 |
| 580 | Contr. écolage, piscine, biblio ... | 4'486.00 | 0.330 | 12.19 | 0.00 | 0.000 | 0.00 |
| 590 | Contribution pour instruction | 371'717.00 | 27.381 | 1'010.10 | 0.00 | 0.000 | 0.00 |
| 6 | Action social | 218'545.55 | 16.099 | 593.87 | 1'857.00 | 0.141 | 5.05 |
| 600 | Secours | 6'244.05 | 0.460 | 16.97 | 0.00 | 0.000 | 0.00 |
| 610 | Service dentaire | 2'681.90 | 0.198 | 7.29 | 0.00 | 0.000 | 0.00 |
| 620 | Autres institutions | 190.50 | 0.014 | 0.52 | 0.00 | 0.000 | 0.00 |
| 630 | Foyers communaux | 3'428.00 | 0.253 | 9.32 | 118.00 | 0.009 | 0.32 |
| 640 | Crèches, UAPE | 0.00 | 0.000 | 0.00 | 0.00 | 0.000 | 0.00 |
| 650 | Répartition des charges | 97'894.60 | 7.211 | 266.02 | 0.00 | 0.000 | 0.00 |
| 659 | AVS, off. logement, chômage etc | 107'806.50 | 7.941 | 292.95 | 1'739.00 | 0.132 | 4.73 |
| 665 | Contr. institution publique | 300.00 | 0.022 | 0.82 | 0.00 | 0.000 | 0.00 |

| Pleigne | | Charges | en % | Fr./hab. | Produits | en% | Fr./hab. |
|----------|--------------------------------|---------------------|---------------|-----------------|---------------------|---------------|-----------------|
| 7 | Economie publique | 14'462.00 | 1.065 | 39.30 | 3'699.00 | 0.280 | 10.05 |
| | 700 Foires, marchés | 0.00 | 0.000 | 0.00 | 0.00 | 0.000 | 0.00 |
| | 710 Tourisme | 8'113.00 | 0.598 | 22.05 | 0.00 | 0.000 | 0.00 |
| | 720 Agriculture | 6'349.00 | 0.468 | 17.25 | 3'699.00 | 0.280 | 10.05 |
| | 740 Développement économique | 0.00 | 0.000 | 0.00 | 0.00 | 0.000 | 0.00 |
| 8 | Finances | 160'991.80 | 11.859 | 437.48 | 92'929.05 | 7.040 | 252.52 |
| | 810 Intérêts cours termes | 5'673.10 | 0.418 | 15.42 | 0.00 | 0.000 | 0.00 |
| | 811 Intérêts longs termes | 35'612.95 | 2.623 | 96.77 | 8'227.00 | 0.623 | 22.36 |
| | 820 Amortissements | 98'742.65 | 7.274 | 268.32 | 1.00 | 0.000 | 0.00 |
| | 825 Charges d'immeubles | 11'875.10 | 0.875 | 32.27 | 3'516.35 | 0.266 | 9.56 |
| | 826 Pâturages | 0.00 | 0.000 | 0.00 | 0.00 | 0.000 | 0.00 |
| | 830 Subvention et contribution | 1'087.00 | 0.080 | 2.95 | 2'000.00 | 0.152 | 5.43 |
| | 840 Intérêts actifs | 1.00 | 0.000 | 0.00 | 11'837.75 | 0.897 | 32.17 |
| | 850 Rendement des immeubles | 0.00 | 0.000 | 0.00 | 21'040.00 | 1.594 | 57.17 |
| | 855 Provision, réserve, fonds | 8'000.00 | 0.589 | 21.74 | 46'306.95 | 3.508 | 125.83 |
| | 860 Subventions | 0.00 | 0.000 | 0.00 | 0.00 | 0.000 | 0.00 |
| | 870 Gains vente fortune | 0.00 | 0.000 | 0.00 | 0.00 | 0.000 | 0.00 |
| | 875 Divers | 0.00 | 0.000 | 0.00 | 0.00 | 0.000 | 0.00 |
| 9 | Imposition | 74'540.30 | 5.491 | 202.56 | 975'372.85 | 73.887 | 2'650.47 |
| | 910 Impôts ordinaires | 25'881.70 | 1.907 | 70.33 | 698'646.95 | 52.924 | 1'898.50 |
| | 911 Variation d'impôts | 37'669.75 | 2.775 | 102.36 | 57'011.60 | 4.319 | 154.92 |
| | 912 Partage d'impôts | 485.65 | 0.036 | 1.32 | 1'967.50 | 0.149 | 5.35 |
| | 915 Elimination d'impôts | 2'793.20 | 0.206 | 7.59 | 0.00 | 0.000 | 0.00 |
| | 920 Autres impôts | 7'710.00 | 0.568 | 20.95 | 58'802.80 | 4.454 | 159.79 |
| | 940 Fonds de péréquation | 0.00 | 0.000 | 0.00 | 158'944.00 | 12.040 | 431.91 |
| | Totaux | 1'357'549.04 | 100.00 | 3'688.99 | 1'320'083.55 | 100.00 | 3'587.18 |
| | Excédent de charges | | | | 37'465.49 | | |
| | | 1'357'549.04 | | | 1'357'549.04 | | |

PLEIGNE

INDICATEURS FINANCIERS 2009 – 2013

| | 2009 | 2010 | 2011 | 2012 | 2013 | Moyenne |
|---------------------------------------|------------|-----------|------------|-----------|-----------|------------------|
| Autofinancement (en fr.) | -80'651.00 | 21'242.85 | 126'907.20 | 83'374.10 | 70'231.84 | 44'221.00 |
| Degré d'autofinancement (%) | 0.00 | 111.59 | 89.66 | 857.28 | 111.77 | 234.06 |
| Capacité d'autofinancement (%) | -7.89 | 1.77 | 5.59 | 6.61 | 5.54 | 2.32 |



Une capacité d'autofinancement de :

- Moins de 10% est considéré comme mauvaise
- De 10% à 20% est considéré comme moyenne à bonne
- Plus de 20% est considéré comme très bonne

MOVELIER
376 habitants

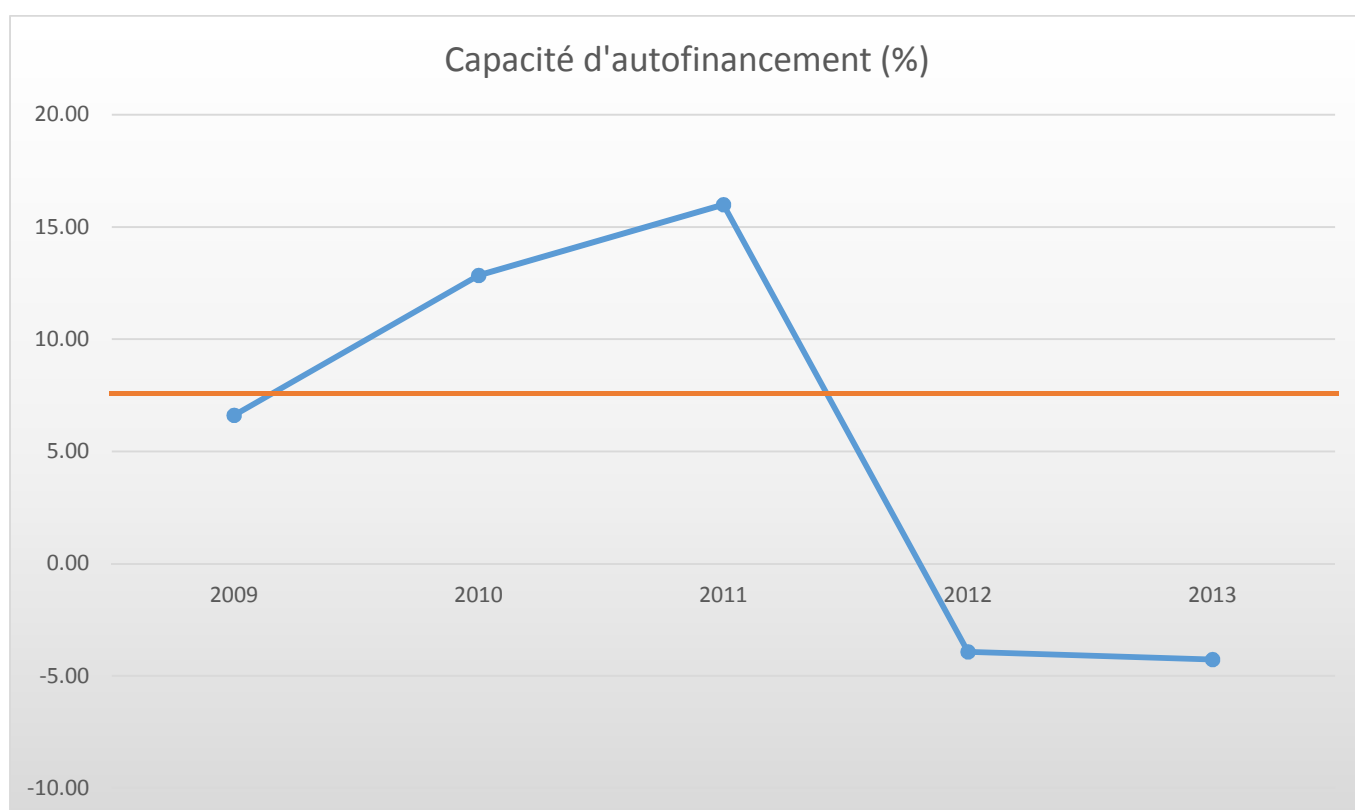
| Movelier | | Charges | en % | Fr./hab. | Produits | en% | Fr./hab. |
|----------|-------------------------------------|-------------------|---------------|-----------------|------------------|--------------|---------------|
| 1 | Autorité | 150'220.10 | 11.806 | 399.52 | 16'779.55 | 1.369 | 44.63 |
| 100 | Communes, votations, élections | 990.80 | 0.078 | 2.64 | 0.00 | 0.000 | 0.00 |
| 110 | Conseil général/de Ville | 0.00 | 0.000 | 0.00 | 0.00 | 0.000 | 0.00 |
| 111 | Conseil communal | 24'356.10 | 1.914 | 64.78 | 2'000.00 | 0.163 | 5.32 |
| 112 | Commissions | 1'943.95 | 0.153 | 5.17 | 0.00 | 0.000 | 0.00 |
| 115 | Personnel administratif | 63'136.15 | 4.962 | 167.92 | 5'500.00 | 0.449 | 14.63 |
| 116 | Charges du personnel | 27'081.70 | 2.128 | 72.03 | 1'227.75 | 0.100 | 3.27 |
| 130 | Frais administratifs | 32'711.40 | 2.571 | 87.00 | 8'051.80 | 0.657 | 21.41 |
| 170 | Emoluments | 0.00 | 0.000 | 0.00 | 0.00 | 0.000 | 0.00 |
| 2 | Travaux publics | 175'984.70 | 13.831 | 468.04 | 84'559.15 | 6.898 | 224.89 |
| 200 | Entretien des routes | 137'558.10 | 10.811 | 365.85 | 67'800.15 | 5.531 | 180.32 |
| 201 | Ouvrages collectifs | 0.00 | 0.000 | 0.00 | 0.00 | 0.000 | 0.00 |
| 205 | Eclairage public | 22'225.60 | 1.747 | 59.11 | 16'759.00 | 1.367 | 44.57 |
| 206 | Horloge publique | 0.00 | 0.000 | 0.00 | 0.00 | 0.000 | 0.00 |
| 210 | Cours d'eau | 0.00 | 0.000 | 0.00 | 0.00 | 0.000 | 0.00 |
| 230 | Cadastre | 16'201.00 | 1.273 | 43.09 | 0.00 | 0.000 | 0.00 |
| 240 | Aménagement du territoire | 0.00 | 0.000 | 0.00 | 0.00 | 0.000 | 0.00 |
| 3 | Affaire juridique, police | 1'790.40 | 0.141 | 4.76 | 0.00 | 0.000 | 0.00 |
| 310 | Police communale | 0.00 | 0.000 | 0.00 | 0.00 | 0.000 | 0.00 |
| 330 | Cantonnement | 150.00 | 0.012 | 0.40 | 0.00 | 0.000 | 0.00 |
| 340 | Protection civile | 1'640.40 | 0.129 | 4.36 | 0.00 | 0.000 | 0.00 |
| 4 | Hygiène publique | 0.00 | 0.000 | 0.00 | 0.00 | 0.000 | 0.00 |
| 400 | Police des denrées | 0.00 | 0.000 | 0.00 | 0.00 | 0.000 | 0.00 |
| 410 | Police sanitaire | 0.00 | 0.000 | 0.00 | 0.00 | 0.000 | 0.00 |
| 415 | Arrondissement de sépulture | 0.00 | 0.000 | 0.00 | 0.00 | 0.000 | 0.00 |
| 5 | Instruction | 447'744.82 | 35.190 | 1'190.81 | 7'173.50 | 0.585 | 19.08 |
| 510 | Service de l'école/école primaire | 14'698.32 | 1.155 | 39.09 | 7'173.50 | 0.585 | 19.08 |
| 511 | Transport scolaire | 0.00 | 0.000 | 0.00 | 0.00 | 0.000 | 0.00 |
| 512 | Places de jeu/Halles de gym | 22'470.15 | 1.766 | 59.76 | 0.00 | 0.000 | 0.00 |
| 520 | Ecole secondaire | 35'491.00 | 2.789 | 94.39 | 0.00 | 0.000 | 0.00 |
| 530 | Colonie de vacances | 0.00 | 0.000 | 0.00 | 0.00 | 0.000 | 0.00 |
| 540 | Ecole ménagère | 0.00 | 0.000 | 0.00 | 0.00 | 0.000 | 0.00 |
| 570 | Ecole enfantine | 0.00 | 0.000 | 0.00 | 0.00 | 0.000 | 0.00 |
| 580 | Contr. écolage, piscine, biblio ... | 5'319.60 | 0.418 | 14.15 | 0.00 | 0.000 | 0.00 |
| 590 | Contribution pour instruction | 369'765.75 | 29.061 | 983.42 | 0.00 | 0.000 | 0.00 |
| 6 | Action social | 219'857.60 | 17.279 | 584.73 | 2'331.60 | 0.190 | 6.20 |
| 600 | Secours | 54'327.75 | 4.270 | 144.49 | 73.00 | 0.006 | 0.19 |
| 610 | Service dentaire | 203.80 | 0.016 | 0.54 | 0.00 | 0.000 | 0.00 |
| 620 | Autres institutions | 0.00 | 0.000 | 0.00 | 0.00 | 0.000 | 0.00 |
| 630 | Foyers communaux | 3'218.65 | 0.253 | 8.56 | 0.00 | 0.000 | 0.00 |
| 640 | Crèches, UAPE | 0.00 | 0.000 | 0.00 | 0.00 | 0.000 | 0.00 |
| 650 | Répartition des charges | 60'371.60 | 4.745 | 160.56 | 0.00 | 0.000 | 0.00 |
| 659 | AVS, off. logement, chômage etc | 101'735.80 | 7.996 | 270.57 | 2'258.60 | 0.184 | 6.01 |
| 665 | Contr. Institution publique | 0.00 | 0.000 | 0.00 | 0.00 | 0.000 | 0.00 |

| Movelier | | Charges | en % | Fr./hab. | Produits | en% | Fr./hab. |
|----------|--------------------------------|---------------------|---------------|-----------------|---------------------|---------------|-----------------|
| 7 | Economie publique | 6'456.05 | 0.507 | 17.17 | 511.35 | 0.042 | 1.36 |
| | 700 Foires, marchés | 0.00 | 0.000 | 0.00 | 0.00 | 0.000 | 0.00 |
| | 710 Tourisme | 5'915.05 | 0.465 | 15.73 | 511.35 | 0.042 | 1.36 |
| | 720 Agriculture | 541.00 | 0.043 | 1.44 | 0.00 | 0.000 | 0.00 |
| | 740 Développement économique | 0.00 | 0.000 | 0.00 | 0.00 | 0.000 | 0.00 |
| 8 | Finances | 167'806.30 | 13.188 | 446.29 | 168'452.90 | 13.742 | 448.01 |
| | 810 Intérêts courts termes | 921.95 | 0.072 | 2.45 | 0.00 | 0.000 | 0.00 |
| | 811 Intérêts longs termes | 36'413.40 | 2.862 | 96.84 | 0.00 | 0.000 | 0.00 |
| | 820 Amortissements | 97'826.65 | 7.689 | 260.18 | 88'115.15 | 7.188 | 234.35 |
| | 825 Charges d'immeubles | 31'335.15 | 2.463 | 83.34 | 6'939.10 | 0.566 | 18.46 |
| | 826 Pâturages | 0.00 | 0.000 | 0.00 | 0.00 | 0.000 | 0.00 |
| | 830 Subvention et contribution | 105.00 | 0.008 | 0.28 | 0.00 | 0.000 | 0.00 |
| | 840 Intérêts actifs | 264.85 | 0.021 | 0.70 | 9'267.65 | 0.756 | 24.65 |
| | 850 Rendement des immeubles | 939.30 | 0.074 | 2.50 | 24'131.00 | 1.968 | 64.18 |
| | 855 Provision, réserve, fonds | 0.00 | 0.000 | 0.00 | 40'000.00 | 3.263 | 106.38 |
| | 860 Subventions | 0.00 | 0.000 | 0.00 | 0.00 | 0.000 | 0.00 |
| | 870 Gains vente fortune | 0.00 | 0.000 | 0.00 | 0.00 | 0.000 | 0.00 |
| | 875 Divers | 0.00 | 0.000 | 0.00 | 0.00 | 0.000 | 0.00 |
| 9 | Imposition | 102'515.30 | 8.057 | 272.65 | 946'055.45 | 77.175 | 2'516.10 |
| | 910 Impôts ordinaires | 0.00 | 0.000 | 0.00 | 729'980.55 | 59.548 | 1'941.44 |
| | 911 Variation d'impôts | 76'390.95 | 6.004 | 203.17 | 43'071.95 | 3.514 | 114.55 |
| | 912 Partage d'impôts | 1'406.85 | 0.111 | 3.74 | 6'877.35 | 0.561 | 18.29 |
| | 915 Elimination d'impôts | 24'047.50 | 1.890 | 63.96 | 0.00 | 0.000 | 0.00 |
| | 920 Autres impôts | 670.00 | 0.053 | 1.78 | 94'193.60 | 7.684 | 250.51 |
| | 940 Fonds de péréquation | 0.00 | 0.000 | 0.00 | 71'932.00 | 5.868 | 191.31 |
| | Totaux | 1'272'375.27 | 100.00 | 3'383.98 | 1'225'863.50 | 100.00 | 3'260.28 |
| | Excédent de charges | | | | 46'511.77 | | |
| | | 1'272'375.27 | | | 1'272'375.27 | | |

MOVELIER

INDICATEURS FINANCIERS 2009 – 2013

| | 2009 | 2010 | 2011 | 2012 | 2013 | Moyenne |
|---------------------------------------|-----------|------------|------------|------------|------------|------------------|
| Autofinancement (en fr.) | 79'811.87 | 153'653.40 | 193'995.34 | -42'360.90 | -44'052.00 | 68'209.54 |
| Degré d'autofinancement (%) | 0.00 | 258.51 | 266.20 | 1'606.53 | 0.00 | 426.25 |
| Capacité d'autofinancement (%) | 6.61 | 12.84 | 15.99 | -3.93 | -4.28 | 5.45 |



Une capacité d'autofinancement de :

- Moins de 10% est considéré comme mauvaise
- De 10% à 20% est considéré comme moyenne à bonne
- Plus de 20% est considéré comme très bonne

REBEUVELIER

377 habitants

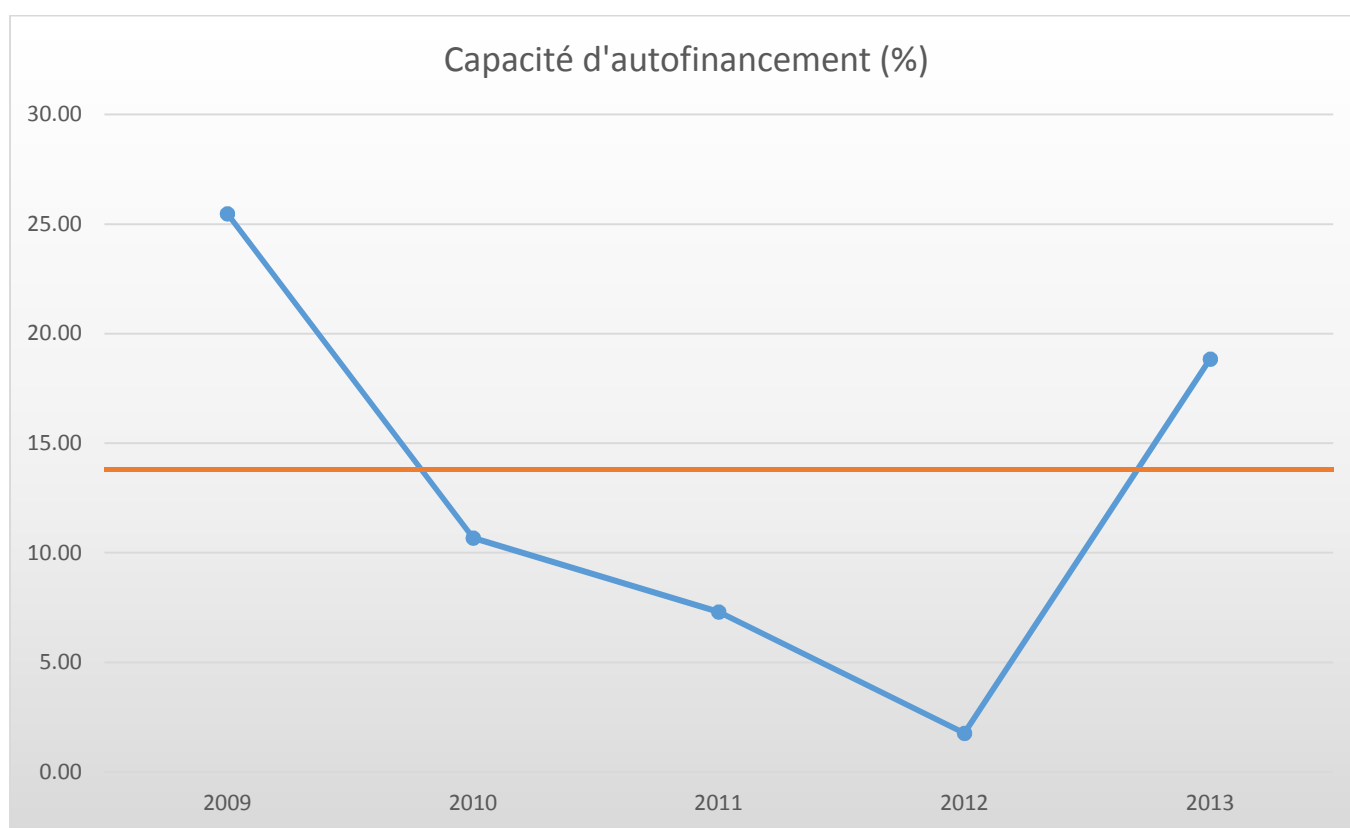
| Rebeuvelier | | Charges | en % | Fr./hab. | Produits | en% | Fr./hab. |
|-------------|-------------------------------------|-------------------|---------------|-----------------|------------------|--------------|--------------|
| 1 | Autorité | 110'952.58 | 9.469 | 294.30 | 2'469.75 | 0.200 | 6.55 |
| 100 | Communes, votations, élections | 550.75 | 0.047 | 1.46 | 0.00 | 0.000 | 0.00 |
| 110 | Conseil général/de Ville | 0.00 | 0.000 | 0.00 | 0.00 | 0.000 | 0.00 |
| 111 | Conseil communal | 16'039.00 | 1.369 | 42.54 | 0.00 | 0.000 | 0.00 |
| 112 | Commissions | 1'605.00 | 0.137 | 4.26 | 0.00 | 0.000 | 0.00 |
| 115 | Personnel administratif | 38'175.70 | 3.258 | 101.26 | 0.00 | 0.000 | 0.00 |
| 116 | Charges du personnel | 7'703.50 | 0.657 | 20.43 | 0.00 | 0.000 | 0.00 |
| 130 | Frais administratifs | 46'878.63 | 4.001 | 124.35 | 955.75 | 0.077 | 2.54 |
| 170 | Emoluments | 0.00 | 0.000 | 0.00 | 1'514.00 | 0.122 | 4.02 |
| 2 | Travaux publics | 74'533.10 | 6.361 | 197.70 | 25'786.70 | 2.085 | 68.40 |
| 200 | Entretien des routes | 45'732.50 | 3.903 | 121.31 | 0.00 | 0.000 | 0.00 |
| 201 | Ouvrages collectifs | 0.00 | 0.000 | 0.00 | 0.00 | 0.000 | 0.00 |
| 205 | Eclairage public | 9'716.40 | 0.829 | 25.77 | 13'569.00 | 1.097 | 35.99 |
| 206 | Horloge publique | 0.00 | 0.000 | 0.00 | 0.00 | 0.000 | 0.00 |
| 210 | Cours d'eau | 0.00 | 0.000 | 0.00 | 0.00 | 0.000 | 0.00 |
| 230 | Cadastre | 9'461.20 | 0.807 | 25.10 | 12'217.70 | 0.988 | 32.41 |
| 240 | Aménagement du territoire | 9'623.00 | 0.821 | 25.53 | 0.00 | 0.000 | 0.00 |
| 3 | Affaire juridique, police | 6'800.65 | 0.580 | 18.04 | 0.00 | 0.000 | 0.00 |
| 310 | Police communale | 0.00 | 0.000 | 0.00 | 0.00 | 0.000 | 0.00 |
| 330 | Cantonement | 30.00 | 0.003 | 0.08 | 0.00 | 0.000 | 0.00 |
| 340 | Protection civile | 6'770.65 | 0.578 | 17.96 | 0.00 | 0.000 | 0.00 |
| 4 | Hygiène publique | 0.00 | 0.000 | 0.00 | 0.00 | 0.000 | 0.00 |
| 400 | Police des denrées | 0.00 | 0.000 | 0.00 | 0.00 | 0.000 | 0.00 |
| 410 | Police sanitaire | 0.00 | 0.000 | 0.00 | 0.00 | 0.000 | 0.00 |
| 415 | Arrondissement de sépulture | 0.00 | 0.000 | 0.00 | 0.00 | 0.000 | 0.00 |
| 5 | Instruction | 484'404.45 | 41.338 | 1'284.89 | 3'726.15 | 0.301 | 9.88 |
| 510 | Service de l'école/école primaire | 32'507.50 | 2.774 | 86.23 | 3'726.15 | 0.301 | 9.88 |
| 511 | Transport scolaire | 0.00 | 0.000 | 0.00 | 0.00 | 0.000 | 0.00 |
| 512 | Places de jeu/Halles de gym | 33'505.40 | 2.859 | 88.87 | 0.00 | 0.000 | 0.00 |
| 520 | Ecole secondaire | 39'624.35 | 3.381 | 105.10 | 0.00 | 0.000 | 0.00 |
| 530 | Colonie de vacances | 0.00 | 0.000 | 0.00 | 0.00 | 0.000 | 0.00 |
| 540 | Ecole ménagère | 2'678.50 | 0.229 | 7.10 | 0.00 | 0.000 | 0.00 |
| 570 | Ecole enfantine | 0.00 | 0.000 | 0.00 | 0.00 | 0.000 | 0.00 |
| 580 | Contr. écolage, piscine, biblio ... | 3'702.20 | 0.316 | 9.82 | 0.00 | 0.000 | 0.00 |
| 590 | Contribution pour instruction | 372'386.50 | 31.779 | 987.76 | 0.00 | 0.000 | 0.00 |
| 6 | Action social | 209'152.40 | 17.849 | 554.78 | 1'745.00 | 0.141 | 4.63 |
| 600 | Secours | 5'800.75 | 0.495 | 15.39 | 0.00 | 0.000 | 0.00 |
| 610 | Service dentaire | 1'886.40 | 0.161 | 5.00 | 0.00 | 0.000 | 0.00 |
| 620 | Autres institutions | 192.50 | 0.016 | 0.51 | 0.00 | 0.000 | 0.00 |
| 630 | Foyers communaux | 2'000.00 | 0.171 | 5.31 | 0.00 | 0.000 | 0.00 |
| 640 | Crèches, UAPE | 685.00 | 0.058 | 1.82 | 0.00 | 0.000 | 0.00 |
| 650 | Répartition des charges | 90'663.10 | 7.737 | 240.49 | 0.00 | 0.000 | 0.00 |
| 659 | AVS, off. logement, chômage etc | 107'924.65 | 9.210 | 286.27 | 1'745.00 | 0.141 | 4.63 |
| 665 | Contr. Institution publique | 0.00 | 0.000 | 0.00 | 0.00 | 0.000 | 0.00 |

| Rebeuvelier | | | Charges | en % | Fr./hab. | Produits | en% | Fr./hab. |
|-------------|-----|-----------------------------|---------------------|---------------|-----------------|---------------------|---------------|-----------------|
| 7 | | Economie publique | 17'255.10 | 1.473 | 45.77 | 20'300.00 | 1.642 | 53.85 |
| | 700 | Foires, marchés | 0.00 | 0.000 | 0.00 | 0.00 | 0.000 | 0.00 |
| | 710 | Tourisme | 10'668.60 | 0.910 | 28.30 | 0.00 | 0.000 | 0.00 |
| | 720 | Agriculture | 6'586.50 | 0.562 | 17.47 | 20'300.00 | 1.642 | 53.85 |
| | 740 | Développement économique | 0.00 | 0.000 | 0.00 | 0.00 | 0.000 | 0.00 |
| 8 | | Finances | 193'259.55 | 16.493 | 512.62 | 31'288.85 | 2.530 | 82.99 |
| | 810 | Intérêts courts termes | 9'134.10 | 0.779 | 24.23 | 0.00 | 0.000 | 0.00 |
| | 811 | Intérêts longs termes | 23'385.75 | 1.996 | 62.03 | 0.00 | 0.000 | 0.00 |
| | 820 | Amortissements | 138'453.65 | 11.815 | 367.25 | 0.00 | 0.000 | 0.00 |
| | 825 | Charges d'immeubles | 17'286.05 | 1.475 | 45.85 | 0.00 | 0.000 | 0.00 |
| | 826 | Pâturages | 0.00 | 0.000 | 0.00 | 0.00 | 0.000 | 0.00 |
| | 830 | Subvention et contribution | 5'000.00 | 0.427 | 13.26 | 0.00 | 0.000 | 0.00 |
| | 840 | Intérêts actifs | 0.00 | 0.000 | 0.00 | 9'388.85 | 0.759 | 24.90 |
| | 850 | Rendement des immeubles | 0.00 | 0.000 | 0.00 | 21'900.00 | 1.771 | 58.09 |
| | 855 | Provision, réserve, fonds | 0.00 | 0.000 | 0.00 | 0.00 | 0.000 | 0.00 |
| | 860 | Subventions | 0.00 | 0.000 | 0.00 | 0.00 | 0.000 | 0.00 |
| | 870 | Gains vente fortune | 0.00 | 0.000 | 0.00 | 0.00 | 0.000 | 0.00 |
| | 875 | Divers | 0.00 | 0.000 | 0.00 | 0.00 | 0.000 | 0.00 |
| 9 | | Imposition | 75'443.85 | 6.438 | 200.12 | 1'151'337.75 | 93.101 | 3'053.95 |
| | 910 | Impôts ordinaires | 0.00 | 0.000 | 0.00 | 858'843.30 | 69.449 | 2'278.10 |
| | 911 | Variation d'impôts | 5'414.40 | 0.462 | 14.36 | 100'015.40 | 8.088 | 265.29 |
| | 912 | Partage d'impôts | 31'252.60 | 2.667 | 82.90 | 1'181.65 | 0.096 | 3.13 |
| | 915 | Elimination d'impôts | 38'776.85 | 3.309 | 102.86 | 0.00 | 0.000 | 0.00 |
| | 920 | Autres impôts | 0.00 | 0.000 | 0.00 | 43'097.40 | 3.485 | 114.32 |
| | 940 | Fonds de péréquation | 0.00 | 0.000 | 0.00 | 148'200.00 | 11.984 | 393.10 |
| | | Totaux | 1'171'801.68 | 100.00 | 3'108.23 | 1'236'654.20 | 100.00 | 3'280.25 |
| | | Excédent de produits | 64'852.52 | | | | | |
| | | | 1'236'654.20 | | | 1'236'654.20 | | |

REBEUVELIER

INDICATEURS FINANCIERS 2009 – 2013

| | 2009 | 2010 | 2011 | 2012 | 2013 | Moyenne |
|---------------------------------------|------------|------------|------------|-----------|------------|-------------------|
| Autofinancement (en fr.) | 326'230.10 | 109'161.21 | -74'074.01 | 18'830.52 | 233'062.42 | 122'642.05 |
| Degré d'autofinancement (%) | 7'408.85 | 123.98 | 0.00 | 23.42 | 1'386.64 | 1'788.58 |
| Capacité d'autofinancement (%) | 25.48 | 10.68 | 7.31 | 1.77 | 18.84 | 12.82 |



Une capacité d'autofinancement de :

- Moins de 10% est considéré comme mauvaise
- De 10% à 20% est considéré comme moyenne à bonne
- Plus de 20% est considéré comme très bonne

GRANDFONTAINE

381 habitants

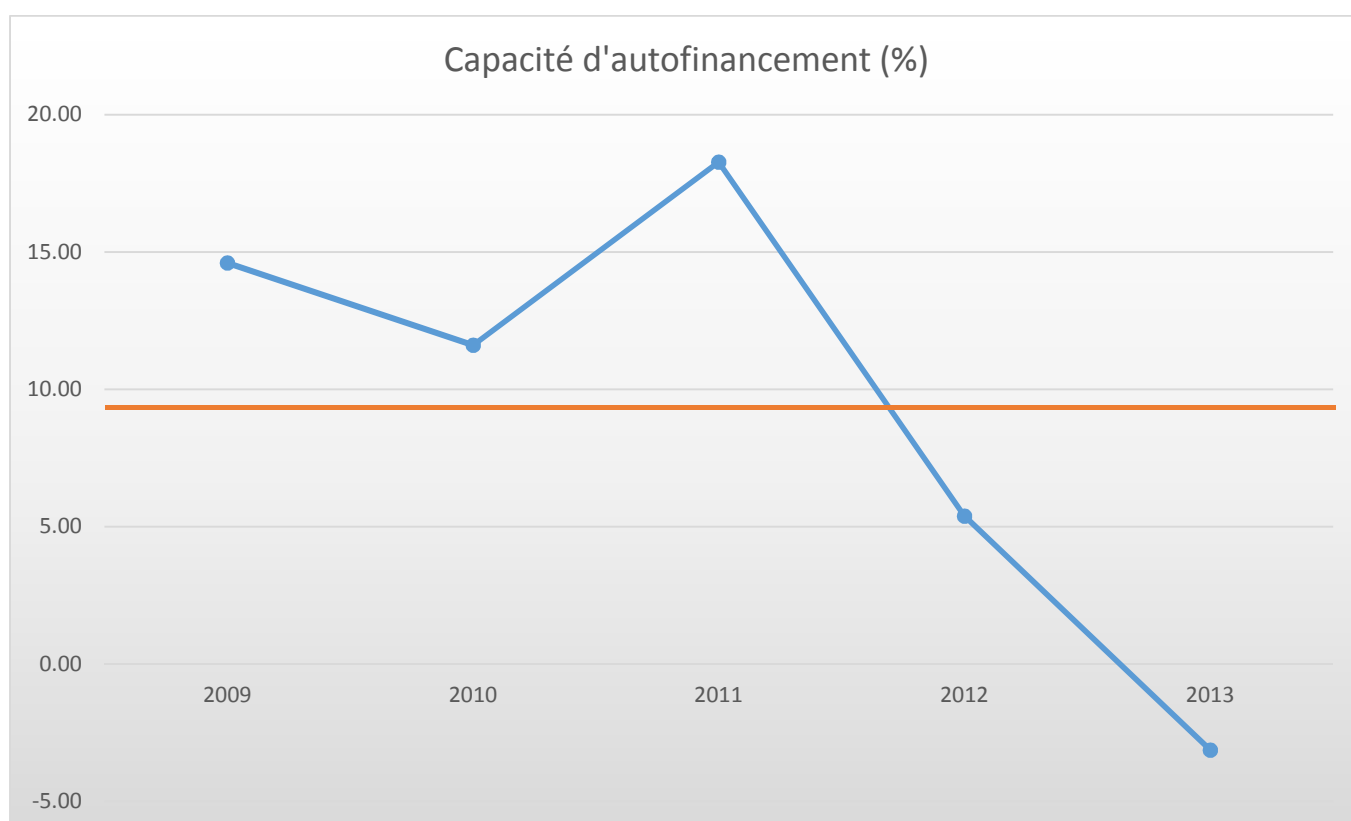
| Grandfontaine | | Charges | en % | Fr./hab. | Produits | en% | Fr./hab. |
|---------------|-------------------------------------|-------------------|---------------|-----------------|------------------|--------------|---------------|
| 1 | Autorité | 144'062.37 | 12.338 | 378.12 | 26'905.85 | 2.461 | 70.62 |
| 100 | Communes, votations, élections | 400.00 | 0.034 | 1.05 | 0.00 | 0.000 | 0.00 |
| 110 | Conseil général/de Ville | 0.00 | 0.000 | 0.00 | 0.00 | 0.000 | 0.00 |
| 111 | Conseil communal | 18'313.55 | 1.568 | 48.07 | 0.00 | 0.000 | 0.00 |
| 112 | Commissions | 420.00 | 0.036 | 1.10 | 0.00 | 0.000 | 0.00 |
| 115 | Personnel administratif | 55'832.40 | 4.782 | 146.54 | 0.00 | 0.000 | 0.00 |
| 116 | Charges du personnel | 39'298.05 | 3.366 | 103.14 | 24'562.85 | 2.247 | 64.47 |
| 130 | Frais administratifs | 29'798.37 | 2.552 | 78.21 | 1.35 | 0.000 | 0.00 |
| 170 | Emoluments | 0.00 | 0.000 | 0.00 | 2'341.65 | 0.214 | 6.15 |
| 2 | Travaux publics | 113'018.27 | 9.679 | 296.64 | 40'636.20 | 3.717 | 106.66 |
| 200 | Entretien des routes | 36'038.75 | 3.087 | 94.59 | 2'725.65 | 0.249 | 7.15 |
| 201 | Ouvrages collectifs | 8'625.95 | 0.739 | 22.64 | 0.00 | 0.000 | 0.00 |
| 205 | Eclairage public | 12'021.85 | 1.030 | 31.55 | 15'658.00 | 1.432 | 41.10 |
| 206 | Horloge publique | 500.00 | 0.043 | 1.31 | 0.00 | 0.000 | 0.00 |
| 210 | Cours d'eau | 0.00 | 0.000 | 0.00 | 0.00 | 0.000 | 0.00 |
| 230 | Cadastre | 25'263.25 | 2.164 | 66.31 | 22'252.55 | 2.035 | 58.41 |
| 240 | Aménagement du territoire | 30'568.47 | 2.618 | 80.23 | 0.00 | 0.000 | 0.00 |
| 3 | Affaire juridique, police | 5'488.95 | 0.470 | 14.41 | 520.00 | 0.048 | 1.36 |
| 310 | Police communale | 0.00 | 0.000 | 0.00 | 0.00 | 0.000 | 0.00 |
| 330 | Cantonement | 120.00 | 0.010 | 0.31 | 0.00 | 0.000 | 0.00 |
| 340 | Protection civile | 5'368.95 | 0.460 | 14.09 | 520.00 | 0.048 | 1.36 |
| 4 | Hygiène publique | 0.00 | 0.000 | 0.00 | 0.00 | 0.000 | 0.00 |
| 400 | Police des denrées | 0.00 | 0.000 | 0.00 | 0.00 | 0.000 | 0.00 |
| 410 | Police sanitaire | 0.00 | 0.000 | 0.00 | 0.00 | 0.000 | 0.00 |
| 415 | Arrondissement de sépulture | 0.00 | 0.000 | 0.00 | 0.00 | 0.000 | 0.00 |
| 5 | Instruction | 490'408.45 | 42.001 | 1'287.16 | 28'029.70 | 2.564 | 73.57 |
| 510 | Service de l'école/école primaire | 26'246.05 | 2.248 | 68.89 | 16'239.70 | 1.485 | 42.62 |
| 511 | Transport scolaire | 89'834.75 | 7.694 | 235.79 | 0.00 | 0.000 | 0.00 |
| 512 | Places de jeu/Halles de gym | 50'245.55 | 4.303 | 131.88 | 11'790.00 | 1.078 | 30.94 |
| 520 | Ecole secondaire | 39'867.10 | 3.414 | 104.64 | 0.00 | 0.000 | 0.00 |
| 530 | Colonie de vacances | 0.00 | 0.000 | 0.00 | 0.00 | 0.000 | 0.00 |
| 540 | Ecole ménagère | 0.00 | 0.000 | 0.00 | 0.00 | 0.000 | 0.00 |
| 570 | Ecole enfantine | 3'047.85 | 0.261 | 8.00 | 0.00 | 0.000 | 0.00 |
| 580 | Contr. écolage, piscine, biblio ... | 7'090.00 | 0.607 | 18.61 | 0.00 | 0.000 | 0.00 |
| 590 | Contribution pour instruction | 274'077.15 | 23.473 | 719.36 | 0.00 | 0.000 | 0.00 |
| 6 | Action social | 264'865.15 | 22.684 | 695.18 | 15'700.80 | 1.436 | 41.21 |
| 600 | Secours | 75'827.85 | 6.494 | 199.02 | 13'806.50 | 1.263 | 36.24 |
| 610 | Service dentaire | 592.05 | 0.051 | 1.55 | 0.00 | 0.000 | 0.00 |
| 620 | Autres institutions | 514.25 | 0.044 | 1.35 | 0.00 | 0.000 | 0.00 |
| 630 | Foyers communaux | 2'010.50 | 0.172 | 5.28 | 150.00 | 0.014 | 0.39 |
| 640 | Crèches, UAPE | 0.00 | 0.000 | 0.00 | 0.00 | 0.000 | 0.00 |
| 650 | Répartition des charges | 77'852.70 | 6.668 | 204.34 | 0.00 | 0.000 | 0.00 |
| 659 | AVS, off. logement, chômage etc | 107'937.80 | 9.244 | 283.30 | 1'744.30 | 0.160 | 4.58 |
| 665 | Contr. Institution publique | 130.00 | 0.011 | 0.34 | 0.00 | 0.000 | 0.00 |

| Grandfontaine | | | Charges | en % | Fr./hab. | Produits | en% | Fr./hab. |
|---------------|-----|----------------------------|---------------------|---------------|-----------------|---------------------|---------------|-----------------|
| 7 | | Economie publique | 11'053.25 | 0.947 | 29.01 | 0.00 | 0.000 | 0.00 |
| | 700 | Foires, marchés | 0.00 | 0.000 | 0.00 | 0.00 | 0.000 | 0.00 |
| | 710 | Tourisme | 6'867.50 | 0.588 | 18.02 | 0.00 | 0.000 | 0.00 |
| | 720 | Agriculture | 4'185.75 | 0.358 | 10.99 | 0.00 | 0.000 | 0.00 |
| | 740 | Développement économique | 0.00 | 0.000 | 0.00 | 0.00 | 0.000 | 0.00 |
| 8 | | Finances | 73'588.41 | 6.302 | 193.15 | 43'754.35 | 4.002 | 114.84 |
| | 810 | Intérêts courts termes | 151.10 | 0.013 | 0.40 | 0.00 | 0.000 | 0.00 |
| | 811 | Intérêts longs termes | 25'277.30 | 2.165 | 66.34 | 0.00 | 0.000 | 0.00 |
| | 820 | Amortissements | 48'069.60 | 4.117 | 126.17 | 0.00 | 0.000 | 0.00 |
| | 825 | Charges d'immeubles | 0.00 | 0.000 | 0.00 | 0.00 | 0.000 | 0.00 |
| | 826 | Pâturages | 0.00 | 0.000 | 0.00 | 0.00 | 0.000 | 0.00 |
| | 830 | Subvention et contribution | 0.00 | 0.000 | 0.00 | 0.00 | 0.000 | 0.00 |
| | 840 | Intérêts actifs | 0.00 | 0.000 | 0.00 | 11'074.35 | 1.013 | 29.07 |
| | 850 | Rendement des immeubles | 90.41 | 0.008 | 0.24 | 32'680.00 | 2.989 | 85.77 |
| | 855 | Provision, réserve, fonds | 0.00 | 0.000 | 0.00 | 0.00 | 0.000 | 0.00 |
| | 860 | Subventions | 0.00 | 0.000 | 0.00 | 0.00 | 0.000 | 0.00 |
| | 870 | Gains vente fortune | 0.00 | 0.000 | 0.00 | 0.00 | 0.000 | 0.00 |
| | 875 | Divers | 0.00 | 0.000 | 0.00 | 0.00 | 0.000 | 0.00 |
| 9 | | Imposition | 65'138.15 | 5.579 | 170.97 | 937'773.80 | 85.773 | 2'461.35 |
| | 910 | Impôts ordinaires | 0.00 | 0.000 | 0.00 | 757'050.30 | 69.243 | 1'987.01 |
| | 911 | Variation d'impôts | 48'914.55 | 4.189 | 128.38 | 32'403.75 | 2.964 | 85.05 |
| | 912 | Partage d'impôts | 2'673.60 | 0.229 | 7.02 | 23'565.90 | 2.155 | 61.85 |
| | 915 | Elimination d'impôts | 13'000.00 | 1.113 | 34.12 | 0.00 | 0.000 | 0.00 |
| | 920 | Autres impôts | 550.00 | 0.047 | 1.44 | 42'173.85 | 3.857 | 110.69 |
| | 940 | Fonds de péréquation | 0.00 | 0.000 | 0.00 | 82'580.00 | 7.553 | 216.75 |
| | | Totaux | 1'167'623.00 | 100.00 | 3'064.63 | 1'093'320.70 | 100.00 | 2'869.61 |
| | | Excédent de charges | | | | 74'302.30 | | |
| | | | 1'167'623.00 | | | 1'167'623.00 | | |

GRANDFONTAINE

INDICATEURS FINANCIERS 2009 – 2013

| | 2009 | 2010 | 2011 | 2012 | 2013 | Moyenne |
|---------------------------------------|------------|------------|------------|------------|------------|------------------|
| Autofinancement (en fr.) | 166'470.00 | 134'386.00 | 231'795.29 | -39'058.65 | -33'962.10 | 91'926.11 |
| Degré d'autofinancement (%) | 39.26 | 661.15 | 411.15 | 0.00 | 0.00 | 222.31 |
| Capacité d'autofinancement (%) | 14.60 | 11.61 | 18.28 | 5.38 | -3.13 | 9.35 |



Une capacité d'autofinancement de :

- Moins de 10% est considéré comme mauvaise
- De 10% à 20% est considéré comme moyenne à bonne
- Plus de 20% est considéré comme très bonne

COURCHAPOIX

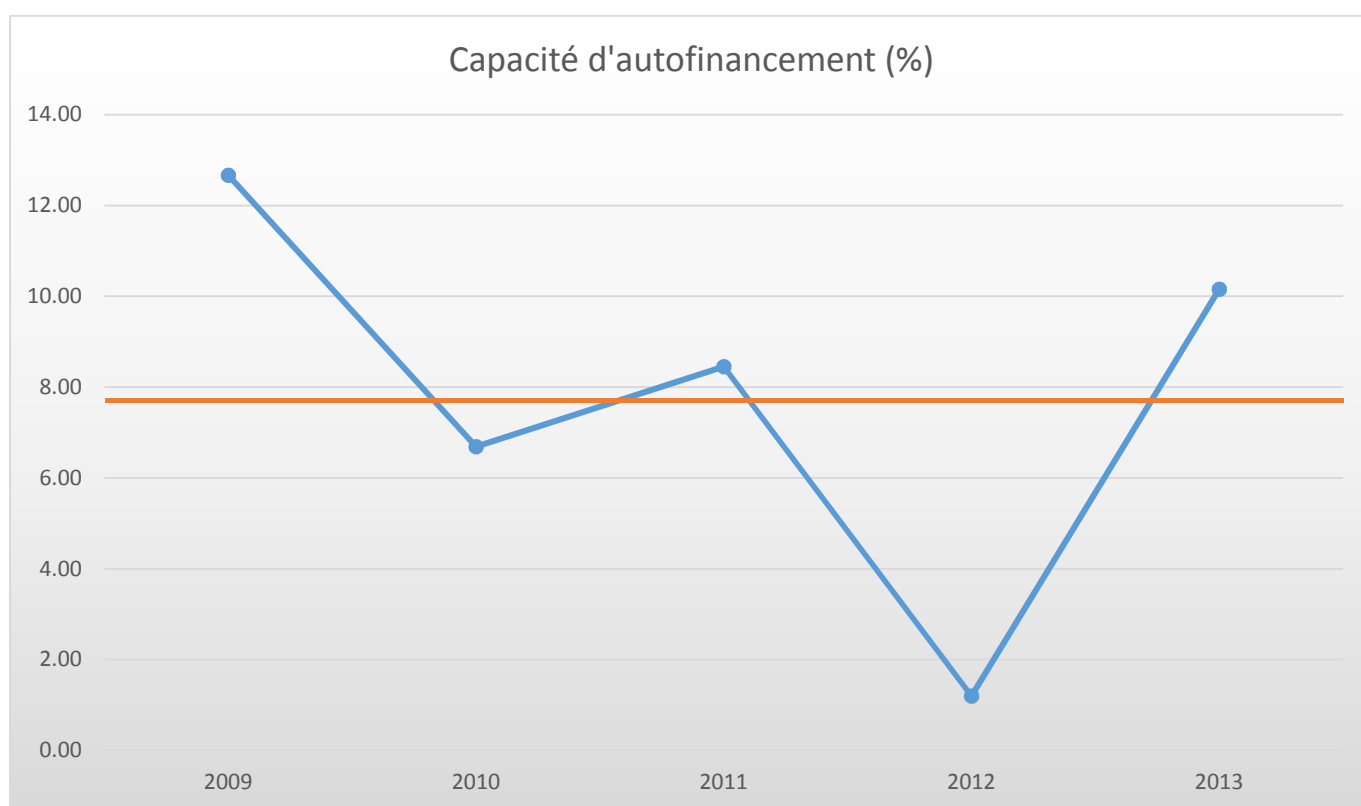
411 habitants

| Courchapoix | | Charges | en % | Fr./hab. | Produits | en% | Fr./hab. |
|-------------|-------------------------------------|-------------------|---------------|-----------------|------------------|--------------|---------------|
| 1 | Autorité | 231'000.68 | 15.798 | 562.05 | 94'169.20 | 6.382 | 229.12 |
| 100 | Communes, votations, élections | 897.55 | 0.061 | 2.18 | 0.00 | 0.000 | 0.00 |
| 110 | Conseil général/de Ville | 0.00 | 0.000 | 0.00 | 0.00 | 0.000 | 0.00 |
| 111 | Conseil communal | 56'064.25 | 3.834 | 136.41 | 25'973.60 | 1.760 | 63.20 |
| 112 | Commissions | 3'570.00 | 0.244 | 8.69 | 0.00 | 0.000 | 0.00 |
| 115 | Personnel administratif | 75'900.40 | 5.191 | 184.67 | 9'512.00 | 0.645 | 23.14 |
| 116 | Charges du personnel | 57'169.25 | 3.910 | 139.10 | 35'288.65 | 2.391 | 85.86 |
| 130 | Frais administratifs | 37'399.23 | 2.558 | 91.00 | 8'921.00 | 0.605 | 21.71 |
| 170 | Emoluments | 0.00 | 0.000 | 0.00 | 14'473.95 | 0.981 | 35.22 |
| 2 | Travaux publics | 72'680.45 | 4.971 | 176.84 | 47'501.80 | 3.219 | 115.58 |
| 200 | Entretien des routes | 42'315.75 | 2.894 | 102.96 | 24'878.15 | 1.686 | 60.53 |
| 201 | Ouvrages collectifs | 0.00 | 0.000 | 0.00 | 0.00 | 0.000 | 0.00 |
| 205 | Eclairage public | 7'920.90 | 0.542 | 19.27 | 7'201.10 | 0.488 | 17.52 |
| 206 | Horloge publique | 0.00 | 0.000 | 0.00 | 0.00 | 0.000 | 0.00 |
| 210 | Cours d'eau | 0.00 | 0.000 | 0.00 | 0.00 | 0.000 | 0.00 |
| 230 | Cadastre | 16'089.80 | 1.100 | 39.15 | 15'422.55 | 1.045 | 37.52 |
| 240 | Aménagement du territoire | 6'354.00 | 0.435 | 15.46 | 0.00 | 0.000 | 0.00 |
| 3 | Affaire juridique, police | 6'033.00 | 0.413 | 14.68 | 1'266.00 | 0.086 | 3.08 |
| 310 | Police communale | 1'200.00 | 0.082 | 2.92 | 0.00 | 0.000 | 0.00 |
| 330 | Cantonement | 3'570.00 | 0.244 | 8.69 | 0.00 | 0.000 | 0.00 |
| 340 | Protection civile | 1'263.00 | 0.086 | 3.07 | 1'266.00 | 0.086 | 3.08 |
| 4 | Hygiène publique | 0.00 | 0.000 | 0.00 | 0.00 | 0.000 | 0.00 |
| 400 | Police des denrées | 0.00 | 0.000 | 0.00 | 0.00 | 0.000 | 0.00 |
| 410 | Police sanitaire | 0.00 | 0.000 | 0.00 | 0.00 | 0.000 | 0.00 |
| 415 | Arrondissement de sépulture | 0.00 | 0.000 | 0.00 | 0.00 | 0.000 | 0.00 |
| 5 | Instruction | 544'543.00 | 37.241 | 1'324.92 | 18'299.65 | 1.240 | 44.52 |
| 510 | Service de l'école/école primaire | 24'207.80 | 1.656 | 58.90 | 6'791.95 | 0.460 | 16.53 |
| 511 | Transport scolaire | 0.00 | 0.000 | 0.00 | 0.00 | 0.000 | 0.00 |
| 512 | Places de jeu/Halles de gym | 48'588.65 | 3.323 | 118.22 | 2'428.40 | 0.165 | 5.91 |
| 520 | Ecole secondaire | 36'319.65 | 2.484 | 88.37 | 0.00 | 0.000 | 0.00 |
| 530 | Colonie de vacances | 0.00 | 0.000 | 0.00 | 0.00 | 0.000 | 0.00 |
| 540 | Ecole ménagère | 0.00 | 0.000 | 0.00 | 0.00 | 0.000 | 0.00 |
| 570 | Ecole enfantine | 3'164.40 | 0.216 | 7.70 | 0.00 | 0.000 | 0.00 |
| 580 | Contr. écolage, piscine, biblio ... | 18'732.50 | 1.281 | 45.58 | 6'300.00 | 0.427 | 15.33 |
| 590 | Contribution pour instruction | 413'530.00 | 28.281 | 1'006.16 | 2'779.30 | 0.188 | 6.76 |
| 6 | Action social | 269'300.25 | 18.417 | 655.23 | 20'249.10 | 1.372 | 49.27 |
| 600 | Secours | 48'071.60 | 3.288 | 116.96 | 15'495.35 | 1.050 | 37.70 |
| 610 | Service dentaire | 304.40 | 0.021 | 0.74 | 0.00 | 0.000 | 0.00 |
| 620 | Autres institutions | 210.50 | 0.014 | 0.51 | 0.00 | 0.000 | 0.00 |
| 630 | Foyers communaux | 4'896.50 | 0.335 | 11.91 | 2'448.00 | 0.166 | 5.96 |
| 640 | Crèches, UAPE | 0.00 | 0.000 | 0.00 | 0.00 | 0.000 | 0.00 |
| 650 | Répartition des charges | 95'767.10 | 6.549 | 233.01 | 0.00 | 0.000 | 0.00 |
| 659 | AVS, off. logement, chômage etc | 120'050.15 | 8.210 | 292.09 | 2'305.75 | 0.156 | 5.61 |
| 665 | Contr. Institution publique | 0.00 | 0.000 | 0.00 | 0.00 | 0.000 | 0.00 |

| Courchapoix | | | Charges | en % | Fr./hab. | Produits | en% | Fr./hab. |
|-------------|-----|-----------------------------|---------------------|---------------|-----------------|---------------------|---------------|-----------------|
| 7 | | Economie publique | 9'192.20 | 0.629 | 22.37 | 0.00 | 0.000 | 0.00 |
| | 700 | Foires, marchés | 0.00 | 0.000 | 0.00 | 0.00 | 0.000 | 0.00 |
| | 710 | Tourisme | 7'994.00 | 0.547 | 19.45 | 0.00 | 0.000 | 0.00 |
| | 720 | Agriculture | 1'198.20 | 0.082 | 2.92 | 0.00 | 0.000 | 0.00 |
| | 740 | Développement économique | 0.00 | 0.000 | 0.00 | 0.00 | 0.000 | 0.00 |
| 8 | | Finances | 271'573.35 | 18.573 | 660.76 | 171'549.75 | 11.625 | 417.40 |
| | 810 | Intérêts courts termes | 2'196.10 | 0.150 | 5.34 | 0.00 | 0.000 | 0.00 |
| | 811 | Intérêts longs termes | 34'195.70 | 2.339 | 83.20 | 4'363.75 | 0.296 | 10.62 |
| | 820 | Amortissements | 80'496.95 | 5.505 | 195.86 | 1'580.00 | 0.107 | 3.84 |
| | 825 | Charges d'immeubles | 154'661.60 | 10.577 | 376.31 | 130'562.80 | 8.848 | 317.67 |
| | 826 | Pâturages | 0.00 | 0.000 | 0.00 | 0.00 | 0.000 | 0.00 |
| | 830 | Subvention et contribution | 0.00 | 0.000 | 0.00 | 3'554.80 | 0.241 | 8.65 |
| | 840 | Intérêts actifs | 0.00 | 0.000 | 0.00 | 6'869.40 | 0.466 | 16.71 |
| | 850 | Rendement des immeubles | 23.00 | 0.002 | 0.06 | 24'619.00 | 1.668 | 59.90 |
| | 855 | Provision, réserve, fonds | 0.00 | 0.000 | 0.00 | 0.00 | 0.000 | 0.00 |
| | 860 | Subventions | 0.00 | 0.000 | 0.00 | 0.00 | 0.000 | 0.00 |
| | 870 | Gains vente fortune | 0.00 | 0.000 | 0.00 | 0.00 | 0.000 | 0.00 |
| | 875 | Divers | 0.00 | 0.000 | 0.00 | 0.00 | 0.000 | 0.00 |
| 9 | | Imposition | 57'883.10 | 3.959 | 140.83 | 1'122'610.65 | 76.076 | 2'731.41 |
| | 910 | Impôts ordinaires | 0.00 | 0.000 | 0.00 | 876'392.10 | 59.390 | 2'132.34 |
| | 911 | Variation d'impôts | 38'825.35 | 2.655 | 94.47 | 67'225.90 | 4.556 | 163.57 |
| | 912 | Partage d'impôts | 11'166.60 | 0.764 | 27.17 | 8'262.95 | 0.560 | 20.10 |
| | 915 | Elimination d'impôts | 7'501.15 | 0.513 | 18.25 | 0.00 | 0.000 | 0.00 |
| | 920 | Autres impôts | 390.00 | 0.027 | 0.95 | 20'671.70 | 1.401 | 50.30 |
| | 940 | Fonds de péréquation | 0.00 | 0.000 | 0.00 | 150'058.00 | 10.169 | 365.10 |
| | | Totaux | 1'462'206.03 | 100.00 | 3'557.68 | 1'475'646.15 | 100.00 | 3'590.38 |
| | | Excédent de produits | 13'440.12 | | | | | |
| | | | 1'475'646.15 | | | 1'475'646.15 | | |

COURCHAPOIX
INDICATEURS FINANCIERS 2009 – 2013

| | 2009 | 2010 | 2011 | 2012 | 2013 | Moyenne |
|---------------------------------------|------------|-----------|------------|-----------|------------|-------------------|
| Autofinancement (en fr.) | 179'718.00 | 80'160.00 | 105'635.27 | 15'906.96 | 143'395.00 | 104'963.05 |
| Degré d'autofinancement (%) | 59.20 | 177.24 | 63.29 | 0.00 | 298.95 | 119.74 |
| Capacité d'autofinancement (%) | 12.67 | 6.69 | 8.45 | 1.20 | 10.16 | 7.83 |



Une capacité d'autofinancement de :

- Moins de 10% est considéré comme mauvaise
- De 10% à 20% est considéré comme moyenne à bonne
- Plus de 20% est considéré comme très bonne

CHÂTILLON
453 habitants

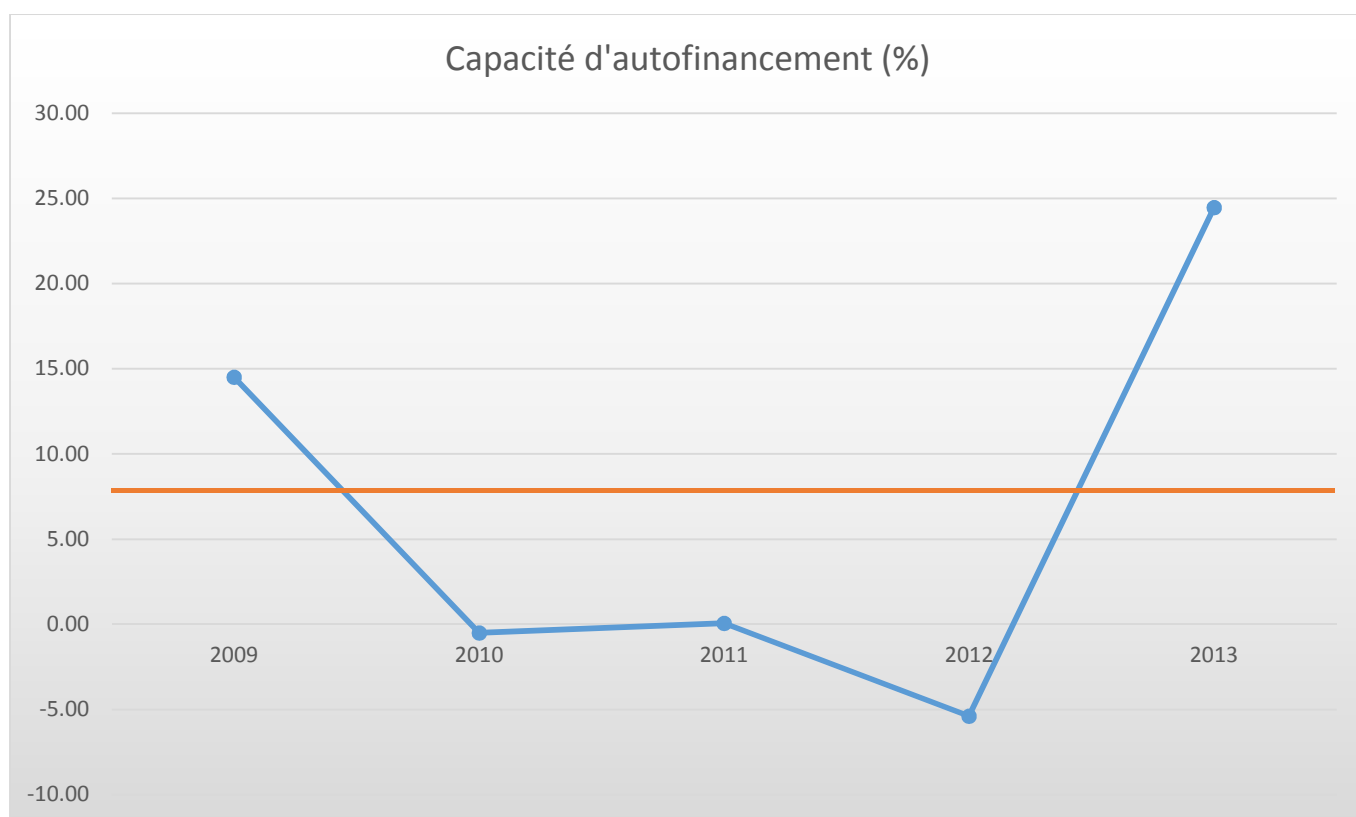
| Châtillon | | Charges | en % | Fr./hab. | Produits | en% | Fr./hab. |
|-----------|-------------------------------------|-------------------|---------------|-----------------|------------------|--------------|--------------|
| 1 | Autorité | 105'655.05 | 7.062 | 233.23 | 9'222.50 | 0.597 | 20.36 |
| 100 | Communes, votations, élections | 95.00 | 0.006 | 0.21 | 0.00 | 0.000 | 0.00 |
| 110 | Conseil général/de Ville | 0.00 | 0.000 | 0.00 | 0.00 | 0.000 | 0.00 |
| 111 | Conseil communal | 22'162.50 | 1.481 | 48.92 | 0.00 | 0.000 | 0.00 |
| 112 | Commissions | 1'560.00 | 0.104 | 3.44 | 0.00 | 0.000 | 0.00 |
| 115 | Personnel administratif | 31'500.00 | 2.106 | 69.54 | 0.00 | 0.000 | 0.00 |
| 116 | Charges du personnel | 12'406.15 | 0.829 | 27.39 | 4'603.70 | 0.298 | 10.16 |
| 130 | Frais administratifs | 37'931.40 | 2.535 | 83.73 | 1'195.10 | 0.077 | 2.64 |
| 170 | Emoluments | 0.00 | 0.000 | 0.00 | 3'423.70 | 0.222 | 7.56 |
| 2 | Travaux publics | 34'266.10 | 2.290 | 75.64 | 16'377.20 | 1.060 | 36.15 |
| 200 | Entretien des routes | 16'123.95 | 1.078 | 35.59 | 275.20 | 0.018 | 0.61 |
| 201 | Ouvrages collectifs | 0.00 | 0.000 | 0.00 | 0.00 | 0.000 | 0.00 |
| 205 | Eclairage public | 11'912.85 | 0.796 | 26.30 | 16'102.00 | 1.042 | 35.55 |
| 206 | Horloge publique | 0.00 | 0.000 | 0.00 | 0.00 | 0.000 | 0.00 |
| 210 | Cours d'eau | 2'399.25 | 0.160 | 5.30 | 0.00 | 0.000 | 0.00 |
| 230 | Cadastre | 3'249.25 | 0.217 | 7.17 | 0.00 | 0.000 | 0.00 |
| 240 | Aménagement du territoire | 580.80 | 0.039 | 1.28 | 0.00 | 0.000 | 0.00 |
| 3 | Affaire juridique, police | 7'175.75 | 0.480 | 15.84 | 1'492.45 | 0.097 | 3.29 |
| 310 | Police communale | 0.00 | 0.000 | 0.00 | 0.00 | 0.000 | 0.00 |
| 330 | Cantonement | 4'510.00 | 0.301 | 9.96 | 0.00 | 0.000 | 0.00 |
| 340 | Protection civile | 2'665.75 | 0.178 | 5.88 | 1'492.45 | 0.097 | 3.29 |
| 4 | Hygiène publique | 45.20 | 0.003 | 0.10 | 0.00 | 0.000 | 0.00 |
| 400 | Police des denrées | 45.20 | 0.003 | 0.10 | 0.00 | 0.000 | 0.00 |
| 410 | Police sanitaire | 0.00 | 0.000 | 0.00 | 0.00 | 0.000 | 0.00 |
| 415 | Arrondissement de sépulture | 0.00 | 0.000 | 0.00 | 0.00 | 0.000 | 0.00 |
| 5 | Instruction | 585'844.55 | 39.160 | 1'293.26 | 10'218.85 | 0.662 | 22.56 |
| 510 | Service de l'école/école primaire | 24'804.90 | 1.658 | 54.76 | 1'523.00 | 0.099 | 3.36 |
| 511 | Transport scolaire | 279.75 | 0.019 | 0.62 | 0.00 | 0.000 | 0.00 |
| 512 | Places de jeu/Halles de gym | 41'464.10 | 2.772 | 91.53 | 7'295.00 | 0.472 | 16.10 |
| 520 | Ecole secondaire | 61'364.20 | 4.102 | 135.46 | 1'400.85 | 0.091 | 3.09 |
| 530 | Colonie de vacances | 0.00 | 0.000 | 0.00 | 0.00 | 0.000 | 0.00 |
| 540 | Ecole ménagère | 0.00 | 0.000 | 0.00 | 0.00 | 0.000 | 0.00 |
| 570 | Ecole enfantine | 0.00 | 0.000 | 0.00 | 0.00 | 0.000 | 0.00 |
| 580 | Contr. écolage, piscine, biblio ... | 16'744.50 | 1.119 | 36.96 | 0.00 | 0.000 | 0.00 |
| 590 | Contribution pour instruction | 441'187.10 | 29.490 | 973.92 | 0.00 | 0.000 | 0.00 |
| 6 | Action social | 260'980.20 | 17.445 | 576.12 | 6'192.50 | 0.401 | 13.67 |
| 600 | Secours | 15'176.80 | 1.014 | 33.50 | 3'250.00 | 0.210 | 7.17 |
| 610 | Service dentaire | 466.30 | 0.031 | 1.03 | 0.00 | 0.000 | 0.00 |
| 620 | Autres institutions | 0.00 | 0.000 | 0.00 | 0.00 | 0.000 | 0.00 |
| 630 | Foyers communaux | 2'060.40 | 0.138 | 4.55 | 1'000.00 | 0.065 | 2.21 |
| 640 | Crèches, UAPE | 0.00 | 0.000 | 0.00 | 0.00 | 0.000 | 0.00 |
| 650 | Répartition des charges | 115'735.80 | 7.736 | 255.49 | 0.00 | 0.000 | 0.00 |
| 659 | AVS, off. logement, chômage etc | 127'540.90 | 8.525 | 281.55 | 1'942.50 | 0.126 | 4.29 |
| 665 | Contr. Institution publique | 0.00 | 0.000 | 0.00 | 0.00 | 0.000 | 0.00 |

| Châtillon | | Charges | en % | Fr./hab. | Produits | en% | Fr./hab. |
|-----------|--------------------------------|---------------------|---------------|-----------------|---------------------|---------------|-----------------|
| 7 | Economie publique | 8'578.75 | 0.573 | 18.94 | 1'450.35 | 0.094 | 3.20 |
| | 700 Foires, marché, | 0.00 | 0.000 | 0.00 | 0.00 | 0.000 | 0.00 |
| | 710 Tourisme | 5'815.00 | 0.389 | 12.84 | 0.00 | 0.000 | 0.00 |
| | 720 Agriculture | 2'763.75 | 0.185 | 6.10 | 1'450.35 | 0.094 | 3.20 |
| | 740 Développement économique | 0.00 | 0.000 | 0.00 | 0.00 | 0.000 | 0.00 |
| 8 | Finances | 440'109.35 | 29.418 | 971.54 | 389'913.55 | 25.241 | 860.74 |
| | 810 Intérêts courts termes | 0.00 | 0.000 | 0.00 | 0.00 | 0.000 | 0.00 |
| | 811 Intérêts longs termes | 59'564.45 | 3.981 | 131.49 | 0.00 | 0.000 | 0.00 |
| | 820 Amortissements | 323'424.45 | 21.619 | 713.96 | 14.80 | 0.001 | 0.03 |
| | 825 Charges d'immeubles | 52'942.40 | 3.539 | 116.87 | 0.00 | 0.000 | 0.00 |
| | 826 Pâturages | 0.00 | 0.000 | 0.00 | 0.00 | 0.000 | 0.00 |
| | 830 Subvention et contribution | 0.00 | 0.000 | 0.00 | 1'064.00 | 0.069 | 2.35 |
| | 840 Intérêts actifs | 838.25 | 0.056 | 1.85 | 12'320.85 | 0.798 | 27.20 |
| | 850 Rendement des immeubles | 0.00 | 0.000 | 0.00 | 135'514.90 | 8.772 | 299.15 |
| | 855 Provision, réserve, fonds | 3'339.80 | 0.223 | 7.37 | 0.00 | 0.000 | 0.00 |
| | 860 Subventions | 0.00 | 0.000 | 0.00 | 0.00 | 0.000 | 0.00 |
| | 870 Gains vente fortune | 0.00 | 0.000 | 0.00 | 240'999.00 | 15.601 | 532.01 |
| | 875 Divers | 0.00 | 0.000 | 0.00 | 0.00 | 0.000 | 0.00 |
| 9 | Imposition | 53'377.25 | 3.568 | 117.83 | 1'109'905.90 | 71.849 | 2'450.12 |
| | 910 Impôts ordinaires | 0.00 | 0.000 | 0.00 | 887'855.20 | 57.475 | 1'959.95 |
| | 911 Variation d'impôts | 23'506.75 | 1.571 | 51.89 | 130'755.70 | 8.464 | 288.64 |
| | 912 Partage d'impôts | 11'913.75 | 0.796 | 26.30 | 686.70 | 0.044 | 1.52 |
| | 915 Elimination d'impôts | 11'054.95 | 0.739 | 24.40 | 3'045.25 | 0.197 | 6.72 |
| | 920 Autres impôts | 6'901.80 | 0.461 | 15.24 | 12'157.05 | 0.787 | 26.84 |
| | 940 Fonds de péréquation | 0.00 | 0.000 | 0.00 | 75'406.00 | 4.881 | 166.46 |
| | Totaux | 1'496'032.20 | 100.00 | 3'302.50 | 1'544'773.30 | 100.00 | 3'410.10 |
| | Excédent de produits | 48'741.10 | | | | | |
| | | 1'544'773.30 | | | 1'544'773.30 | | |

CHATILLON

INDICATEURS FINANCIERS 2009 – 2013

| | 2009 | 2010 | 2011 | 2012 | 2013 | Moyenne |
|---------------------------------------|------------|------------|--------|------------|------------|------------------|
| Autofinancement (en fr.) | 168'754.00 | -52'266.30 | 811.50 | -67'748.00 | 372'562.55 | 84'422.75 |
| Degré d'autofinancement (%) | 0.00 | 0.00 | 0.07 | 0.00 | 694.79 | 138.97 |
| Capacité d'autofinancement (%) | 14.52 | -0.50 | 0.07 | -5.38 | 24.46 | 6.63 |



Une capacité d'autofinancement de :

- Moins de 10% est considéré comme mauvaise
- De 10% à 20% est considéré comme moyenne à bonne
- Plus de 20% est considéré comme très bonne

CORBAN
462 habitants

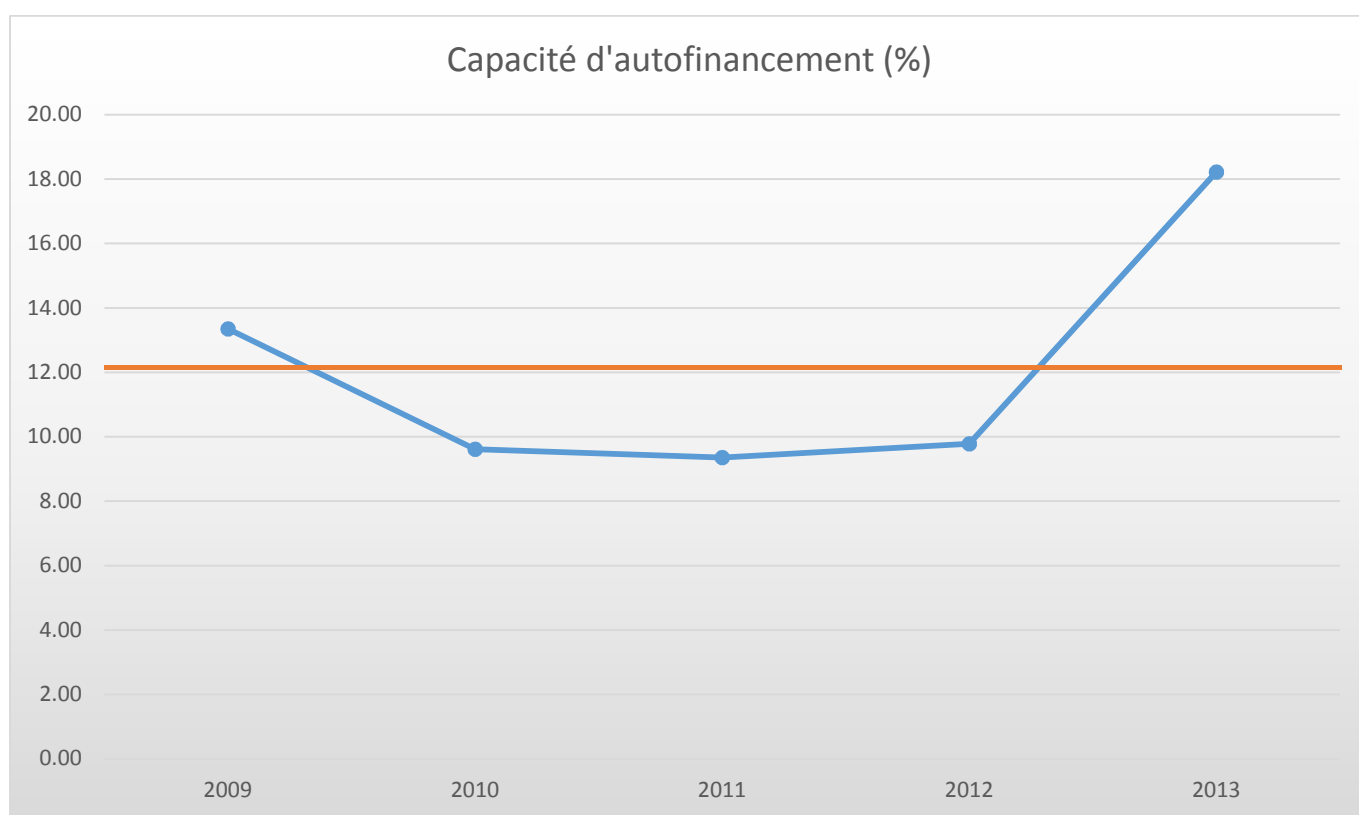
| Corban | | Charges | en % | Fr./hab. | Produits | en% | Fr./hab. |
|----------|-------------------------------------|-------------------|---------------|-----------------|------------------|--------------|---------------|
| 1 | Autorité | 138'667.58 | 8.903 | 300.15 | 23'352.00 | 1.491 | 50.55 |
| 100 | Communes, votations, élections | 869.95 | 0.056 | 1.88 | 0.00 | 0.000 | 0.00 |
| 110 | Conseil général/de Ville | 0.00 | 0.000 | 0.00 | 0.00 | 0.000 | 0.00 |
| 111 | Conseil communal | 12'448.25 | 0.799 | 26.94 | 0.00 | 0.000 | 0.00 |
| 112 | Commissions | 1'620.00 | 0.104 | 3.51 | 0.00 | 0.000 | 0.00 |
| 115 | Personnel administratif | 61'791.60 | 3.967 | 133.75 | 4'900.00 | 0.313 | 10.61 |
| 116 | Charges du personnel | 35'758.05 | 2.296 | 77.40 | 13'293.70 | 0.849 | 28.77 |
| 130 | Frais administratifs | 26'179.73 | 1.681 | 56.67 | 2'594.75 | 0.166 | 5.62 |
| 170 | Emoluments | 0.00 | 0.000 | 0.00 | 2'563.55 | 0.164 | 5.55 |
| 2 | Travaux publics | 71'939.70 | 4.619 | 155.71 | 17'767.15 | 1.134 | 38.46 |
| 200 | Entretien des routes | 31'208.70 | 2.004 | 67.55 | 346.15 | 0.022 | 0.75 |
| 201 | Ouvrages collectifs | 0.00 | 0.000 | 0.00 | 0.00 | 0.000 | 0.00 |
| 205 | Eclairage public | 16'679.85 | 1.071 | 36.10 | 16'681.00 | 1.065 | 36.11 |
| 206 | Horloge publique | 0.00 | 0.000 | 0.00 | 0.00 | 0.000 | 0.00 |
| 210 | Cours d'eau | 0.00 | 0.000 | 0.00 | 0.00 | 0.000 | 0.00 |
| 230 | Cadastre | 24'051.15 | 1.544 | 52.06 | 0.00 | 0.000 | 0.00 |
| 240 | Aménagement du territoire | 0.00 | 0.000 | 0.00 | 740.00 | 0.047 | 1.60 |
| 3 | Affaire juridique, police | 12'702.35 | 0.816 | 27.49 | 2'619.80 | 0.167 | 5.67 |
| 310 | Police communale | 1'645.00 | 0.106 | 3.56 | 0.00 | 0.000 | 0.00 |
| 330 | Cantonnement | 4'150.00 | 0.266 | 8.98 | 0.00 | 0.000 | 0.00 |
| 340 | Protection civile | 6'907.35 | 0.443 | 14.95 | 2'619.80 | 0.167 | 5.67 |
| 4 | Hygiène publique | 0.00 | 0.000 | 0.00 | 0.00 | 0.000 | 0.00 |
| 400 | Police des denrées | 0.00 | 0.000 | 0.00 | 0.00 | 0.000 | 0.00 |
| 410 | Police sanitaire | 0.00 | 0.000 | 0.00 | 0.00 | 0.000 | 0.00 |
| 415 | Arrondissement de sépulture | 0.00 | 0.000 | 0.00 | 0.00 | 0.000 | 0.00 |
| 5 | Instruction | 677'845.85 | 43.522 | 1'467.20 | 91'267.29 | 5.827 | 197.55 |
| 510 | Service de l'école/école primaire | 18'202.05 | 1.169 | 39.40 | 1'624.00 | 0.104 | 3.52 |
| 511 | Transport scolaire | 59'969.40 | 3.850 | 129.80 | 59'969.40 | 3.829 | 129.80 |
| 512 | Places de jeu/Halles de gym | 80'795.35 | 5.188 | 174.88 | 29'673.89 | 1.895 | 64.23 |
| 520 | Ecole secondaire | 35'257.05 | 2.264 | 76.31 | 0.00 | 0.000 | 0.00 |
| 530 | Colonie de vacances | 0.00 | 0.000 | 0.00 | 0.00 | 0.000 | 0.00 |
| 540 | Ecole ménagère | 0.00 | 0.000 | 0.00 | 0.00 | 0.000 | 0.00 |
| 570 | Ecole enfantine | 3'052.55 | 0.196 | 6.61 | 0.00 | 0.000 | 0.00 |
| 580 | Contr. écolage, piscine, biblio ... | 29'826.00 | 1.915 | 64.56 | 0.00 | 0.000 | 0.00 |
| 590 | Contribution pour instruction | 450'743.45 | 28.941 | 975.64 | 0.00 | 0.000 | 0.00 |
| 6 | Action social | 296'017.65 | 19.006 | 640.73 | 62'516.65 | 3.991 | 135.32 |
| 600 | Secours | 30'387.30 | 1.951 | 65.77 | 13'466.30 | 0.860 | 29.15 |
| 610 | Service dentaire | 117.90 | 0.008 | 0.26 | 0.00 | 0.000 | 0.00 |
| 620 | Autres institutions | 1'763.00 | 0.113 | 3.82 | 0.00 | 0.000 | 0.00 |
| 630 | Foyers communaux | 1'430.00 | 0.092 | 3.10 | 0.00 | 0.000 | 0.00 |
| 640 | Crèches, UAPE | 0.00 | 0.000 | 0.00 | 0.00 | 0.000 | 0.00 |
| 650 | Répartition des charges | 127'858.75 | 8.209 | 276.75 | 47'031.75 | 3.003 | 101.80 |
| 659 | AVS, off. logement, chômage etc | 134'460.70 | 8.633 | 291.04 | 2'018.60 | 0.129 | 4.37 |
| 665 | Contr. Institution publique | 0.00 | 0.000 | 0.00 | 0.00 | 0.000 | 0.00 |

| Corban | | | Charges | en % | Fr./hab. | Produits | en% | Fr./hab. |
|----------|-----|-----------------------------|---------------------|---------------|-----------------|---------------------|---------------|-----------------|
| 7 | | Economie publique | 8'514.00 | 0.547 | 18.43 | 0.00 | 0.000 | 0.00 |
| | 700 | Foires, marchés | 0.00 | 0.000 | 0.00 | 0.00 | 0.000 | 0.00 |
| | 710 | Tourisme | 7'848.00 | 0.504 | 16.99 | 0.00 | 0.000 | 0.00 |
| | 720 | Agriculture | 666.00 | 0.043 | 1.44 | 0.00 | 0.000 | 0.00 |
| | 740 | Développement économique | 0.00 | 0.000 | 0.00 | 0.00 | 0.000 | 0.00 |
| 8 | | Finances | 292'395.02 | 18.774 | 632.89 | 37'395.60 | 2.388 | 80.94 |
| | 810 | Intérêts courts termes | 1'397.12 | 0.090 | 3.02 | 0.00 | 0.000 | 0.00 |
| | 811 | Intérêts longs termes | 28'016.50 | 1.799 | 60.64 | 0.00 | 0.000 | 0.00 |
| | 820 | Amortissements | 176'872.20 | 11.356 | 382.84 | 1'464.00 | 0.093 | 3.17 |
| | 825 | Charges d'immeubles | 10'567.80 | 0.679 | 22.87 | 248.45 | 0.016 | 0.54 |
| | 826 | Pâturages | 0.00 | 0.000 | 0.00 | 0.00 | 0.000 | 0.00 |
| | 830 | Subvention et contribution | 462.00 | 0.030 | 1.00 | 300.00 | 0.019 | 0.65 |
| | 840 | Intérêts actifs | 79.40 | 0.005 | 0.17 | 11'723.15 | 0.748 | 25.37 |
| | 850 | Rendement des immeubles | 0.00 | 0.000 | 0.00 | 23'660.00 | 1.511 | 51.21 |
| | 855 | Provision, réserve, fonds | 75'000.00 | 4.815 | 162.34 | 0.00 | 0.000 | 0.00 |
| | 860 | Subventions | 0.00 | 0.000 | 0.00 | 0.00 | 0.000 | 0.00 |
| | 870 | Gains vente fortune | 0.00 | 0.000 | 0.00 | 0.00 | 0.000 | 0.00 |
| | 875 | Divers | 0.00 | 0.000 | 0.00 | 0.00 | 0.000 | 0.00 |
| 9 | | Imposition | 59'397.90 | 3.814 | 128.57 | 1'331'334.90 | 85.001 | 2'881.68 |
| | 910 | Impôts ordinaires | 0.00 | 0.000 | 0.00 | 897'146.85 | 57.280 | 1'941.88 |
| | 911 | Variation d'impôts | 30'648.60 | 1.968 | 66.34 | 34'392.75 | 2.196 | 74.44 |
| | 912 | Partage d'impôts | 6'725.05 | 0.432 | 14.56 | 6'081.45 | 0.388 | 13.16 |
| | 915 | Elimination d'impôts | 21'504.25 | 1.381 | 46.55 | 0.00 | 0.000 | 0.00 |
| | 920 | Autres impôts | 520.00 | 0.033 | 1.13 | 102'055.85 | 6.516 | 220.90 |
| | 940 | Fonds de péréquation | 0.00 | 0.000 | 0.00 | 291'658.00 | 18.621 | 631.29 |
| | | Totaux | 1'557'480.05 | 100.00 | 3'371.17 | 1'566'253.39 | 100.00 | 3'390.16 |
| | | Excédent de produits | 8'773.34 | | | | | |
| | | | 1'566'253.39 | | | 1'566'253.39 | | |

CORBAN

INDICATEURS FINANCIERS 2009 – 2013

| | 2009 | 2010 | 2011 | 2012 | 2013 | Moyenne |
|---------------------------------------|------------|------------|------------|------------|------------|-------------------|
| Autofinancement (en fr.) | 185'116.00 | 132'553.05 | 130'001.00 | 150'245.27 | 284'150.64 | 176'413.19 |
| Degré d'autofinancement (%) | 0.00 | 80.63 | 304.44 | 53.23 | 110.26 | 109.71 |
| Capacité d'autofinancement (%) | 13.35 | 9.61 | 9.35 | 9.78 | 18.22 | 12.06 |



Une capacité d'autofinancement de :

- Moins de 10% est considéré comme mauvaise
- De 10% à 20% est considéré comme moyenne à bonne
- Plus de 20% est considéré comme très bonne

MURIAUX
473 habitants

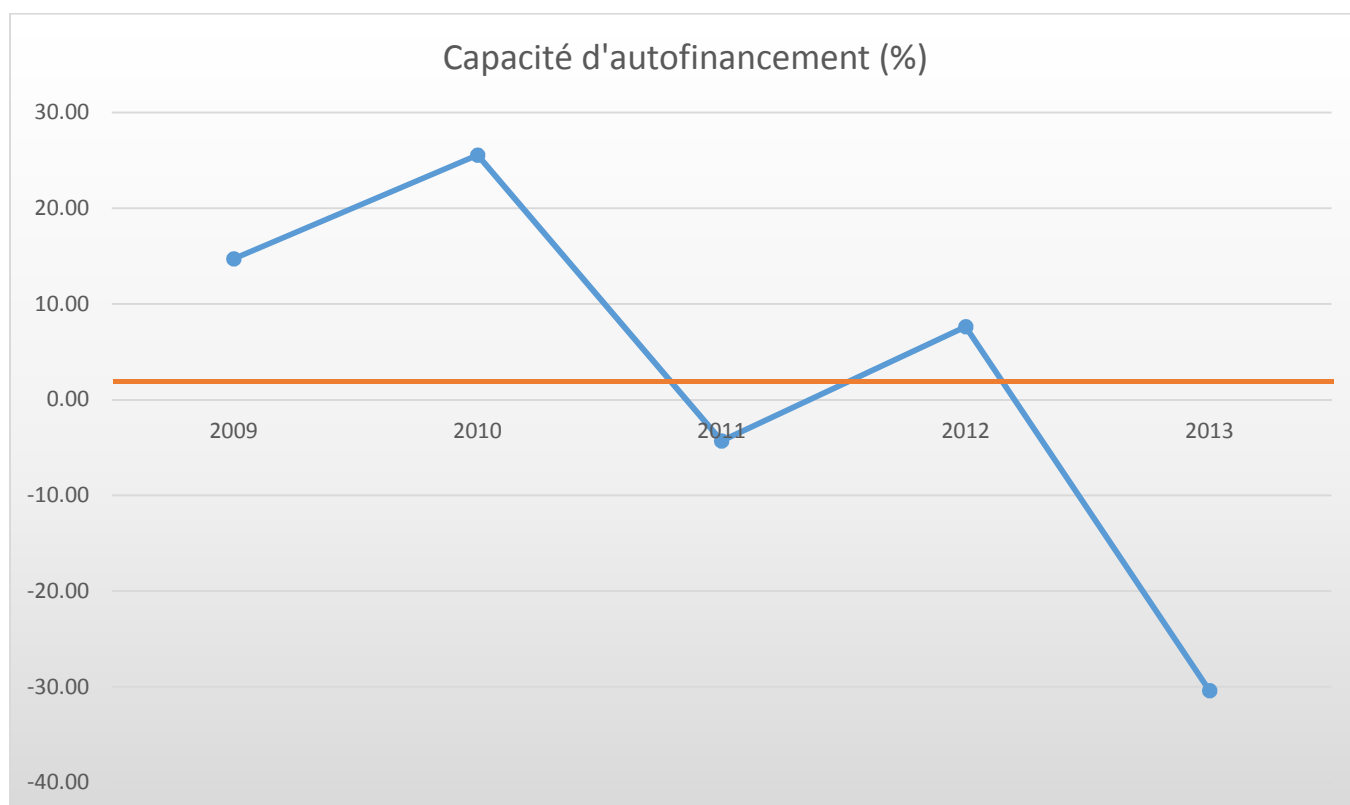
| Muriaux | | Charges | en % | Fr./hab. | Produits | en% | Fr./hab. |
|----------|-------------------------------------|-------------------|---------------|-----------------|-------------------|--------------|---------------|
| 1 | Autorité | 249'266.54 | 7.880 | 526.99 | 64'753.50 | 2.436 | 136.90 |
| 100 | Communes, votations, élections | 791.25 | 0.025 | 1.67 | 0.00 | 0.000 | 0.00 |
| 110 | Conseil général/de Ville | 0.00 | 0.000 | 0.00 | 0.00 | 0.000 | 0.00 |
| 111 | Conseil communal | 20'707.05 | 0.655 | 43.78 | 0.00 | 0.000 | 0.00 |
| 112 | Commissions | 785.00 | 0.025 | 1.66 | 0.00 | 0.000 | 0.00 |
| 115 | Personnel administratif | 119'013.05 | 3.762 | 251.61 | 28'289.60 | 1.064 | 59.81 |
| 116 | Charges du personnel | 76'556.90 | 2.420 | 161.85 | 32'887.30 | 1.237 | 69.53 |
| 130 | Frais administratifs | 31'363.29 | 0.991 | 66.31 | 2'147.60 | 0.081 | 4.54 |
| 170 | Emoluments | 50.00 | 0.002 | 0.11 | 1'429.00 | 0.054 | 3.02 |
| 2 | Travaux publics | 335'204.45 | 10.596 | 708.68 | 253'738.85 | 9.545 | 536.45 |
| 200 | Entretien des routes | 249'396.40 | 7.884 | 527.27 | 151'426.30 | 5.696 | 320.14 |
| 201 | Ouvrages collectifs | 0.00 | 0.000 | 0.00 | 0.00 | 0.000 | 0.00 |
| 205 | Eclairage public | 44'981.55 | 1.422 | 95.10 | 56'640.55 | 2.131 | 119.75 |
| 206 | Horloge publique | 0.00 | 0.000 | 0.00 | 0.00 | 0.000 | 0.00 |
| 210 | Cours d'eau | 0.00 | 0.000 | 0.00 | 0.00 | 0.000 | 0.00 |
| 230 | Cadastre | 13'247.65 | 0.419 | 28.01 | 20'811.20 | 0.783 | 44.00 |
| 240 | Aménagement du territoire | 27'578.85 | 0.872 | 58.31 | 24'860.80 | 0.935 | 52.56 |
| 3 | Affaire juridique, police | 210.00 | 0.007 | 0.44 | 0.00 | 0.000 | 0.00 |
| 310 | Police communale | 0.00 | 0.000 | 0.00 | 0.00 | 0.000 | 0.00 |
| 330 | Cantonement | 210.00 | 0.007 | 0.44 | 0.00 | 0.000 | 0.00 |
| 340 | Protection civile | 0.00 | 0.000 | 0.00 | 0.00 | 0.000 | 0.00 |
| 4 | Hygiène publique | 4'008.20 | 0.127 | 8.47 | 0.00 | 0.000 | 0.00 |
| 400 | Police des denrées | 0.00 | 0.000 | 0.00 | 0.00 | 0.000 | 0.00 |
| 410 | Police sanitaire | 0.00 | 0.000 | 0.00 | 0.00 | 0.000 | 0.00 |
| 415 | Arrondissement de sépulture | 4'008.20 | 0.127 | 8.47 | 0.00 | 0.000 | 0.00 |
| 5 | Instruction | 638'491.35 | 20.183 | 1'349.88 | 17'221.00 | 0.648 | 36.41 |
| 510 | Service de l'école/école primaire | 80'581.20 | 2.547 | 170.36 | 13'500.00 | 0.508 | 28.54 |
| 511 | Transport scolaire | 0.00 | 0.000 | 0.00 | 0.00 | 0.000 | 0.00 |
| 512 | Places de jeu/Halles de gym | 7'740.30 | 0.245 | 16.36 | 0.00 | 0.000 | 0.00 |
| 520 | Ecole secondaire | 55'718.35 | 1.761 | 117.80 | 931.00 | 0.035 | 1.97 |
| 530 | Colonie de vacances | 0.00 | 0.000 | 0.00 | 0.00 | 0.000 | 0.00 |
| 540 | Ecole ménagère | 0.00 | 0.000 | 0.00 | 0.00 | 0.000 | 0.00 |
| 570 | Ecole enfantine | 16'651.50 | 0.526 | 35.20 | 0.00 | 0.000 | 0.00 |
| 580 | Contr. écolage, piscine, biblio ... | 960.00 | 0.030 | 2.03 | 2'790.00 | 0.105 | 5.90 |
| 590 | Contribution pour instruction | 476'840.00 | 15.073 | 1'008.12 | 0.00 | 0.000 | 0.00 |
| 6 | Action social | 331'636.25 | 10.483 | 701.13 | 95'263.35 | 3.583 | 201.40 |
| 600 | Secours | 83'638.95 | 2.644 | 176.83 | 90'073.20 | 3.388 | 190.43 |
| 610 | Service dentaire | 180.10 | 0.006 | 0.38 | 0.00 | 0.000 | 0.00 |
| 620 | Autres institutions | 6'743.50 | 0.213 | 14.26 | 0.00 | 0.000 | 0.00 |
| 630 | Foyers communaux | 0.00 | 0.000 | 0.00 | 0.00 | 0.000 | 0.00 |
| 640 | Crèches, UAPE | 0.00 | 0.000 | 0.00 | 0.00 | 0.000 | 0.00 |
| 650 | Répartition des charges | 97'923.20 | 3.095 | 207.03 | 0.00 | 0.000 | 0.00 |
| 659 | AVS, off. logement, chômage etc | 143'000.50 | 4.520 | 302.33 | 5'190.15 | 0.195 | 10.97 |
| 665 | Contr. Institution publique | 150.00 | 0.005 | 0.32 | 0.00 | 0.000 | 0.00 |

| Muriaux | | Charges | en % | Fr./hab. | Produits | en% | Fr./hab. |
|----------|--------------------------------|---------------------|---------------|-----------------|---------------------|---------------|-----------------|
| 7 | Economie publique | 28'362.95 | 0.897 | 59.96 | 3'484.50 | 0.131 | 7.37 |
| | 700 Foires, marchés | 0.00 | 0.000 | 0.00 | 0.00 | 0.000 | 0.00 |
| | 710 Tourisme | 22'849.00 | 0.722 | 48.31 | 3'484.50 | 0.131 | 7.37 |
| | 720 Agriculture | 5'513.95 | 0.174 | 11.66 | 0.00 | 0.000 | 0.00 |
| | 740 Développement économique | 0.00 | 0.000 | 0.00 | 0.00 | 0.000 | 0.00 |
| 8 | Finances | 978'587.70 | 30.934 | 2'068.90 | 1'004'974.20 | 37.803 | 2'124.68 |
| | 810 Intérêts courts termes | 6'172.60 | 0.195 | 13.05 | 0.00 | 0.000 | 0.00 |
| | 811 Intérêts longs termes | 0.00 | 0.000 | 0.00 | 0.00 | 0.000 | 0.00 |
| | 820 Amortissements | 23'190.10 | 0.733 | 49.03 | 56'000.00 | 2.106 | 118.39 |
| | 825 Charges d'immeubles | 68'304.85 | 2.159 | 144.41 | 5'432.25 | 0.204 | 11.48 |
| | 826 Pâturages | 852'326.70 | 26.943 | 1'801.96 | 852'326.70 | 32.061 | 1'801.96 |
| | 830 Subvention et contribution | 23'479.90 | 0.742 | 49.64 | 0.00 | 0.000 | 0.00 |
| | 840 Intérêts actifs | 5'113.55 | 0.162 | 10.81 | 17'495.25 | 0.658 | 36.99 |
| | 850 Rendement des immeubles | 0.00 | 0.000 | 0.00 | 73'720.00 | 2.773 | 155.86 |
| | 855 Provision, réserve, fonds | 0.00 | 0.000 | 0.00 | 0.00 | 0.000 | 0.00 |
| | 860 Subventions | 0.00 | 0.000 | 0.00 | 0.00 | 0.000 | 0.00 |
| | 870 Gains vente fortune | 0.00 | 0.000 | 0.00 | 0.00 | 0.000 | 0.00 |
| | 875 Divers | 0.00 | 0.000 | 0.00 | 0.00 | 0.000 | 0.00 |
| 9 | Imposition | 597'677.50 | 18.893 | 1'263.59 | 1'219'034.75 | 45.855 | 2'577.24 |
| | 910 Impôts ordinaires | 327.20 | 0.010 | 0.69 | 946'121.30 | 35.589 | 2'000.26 |
| | 911 Variation d'impôts | 518'685.05 | 16.396 | 1'096.59 | 173'268.10 | 6.518 | 366.32 |
| | 912 Partage d'impôts | 15'645.75 | 0.495 | 33.08 | 2'792.75 | 0.105 | 5.90 |
| | 915 Elimination d'impôts | 31'592.50 | 0.999 | 66.79 | 0.00 | 0.000 | 0.00 |
| | 920 Autres impôts | 4'405.00 | 0.139 | 9.31 | 96'852.60 | 3.643 | 204.76 |
| | 940 Fonds de péréquation | 27'022.00 | 0.854 | 57.13 | 0.00 | 0.000 | 0.00 |
| | Totaux | 3'163'444.94 | 100.00 | 6'688.04 | 2'658'470.15 | 100.00 | 5'620.44 |
| | Excédent de charges | | | | 504'974.79 | | |
| | | 3'163'444.94 | | | 3'163'444.94 | | |

MURIAUX

INDICATEURS FINANCIERS 2009 – 2013

| | 2009 | 2010 | 2011 | 2012 | 2013 | Moyenne |
|---------------------------------------|------------|------------|-------------|------------|-------------|-------------------|
| Autofinancement (en fr.) | 382'341.00 | 837'857.00 | -114'876.00 | 188'627.00 | -675'042.75 | 123'781.25 |
| Degré d'autofinancement (%) | 398.27 | 596.33 | 0.00 | 199.90 | 0.00 | 238.90 |
| Capacité d'autofinancement (%) | 14.73 | 25.56 | -4.30 | 7.62 | -30.39 | 2.64 |



Une capacité d'autofinancement de :

- Moins de 10% est considéré comme mauvaise
- De 10% à 20% est considéré comme moyenne à bonne
- Plus de 20% est considéré comme très bonne

SOYHIERES
474 habitants

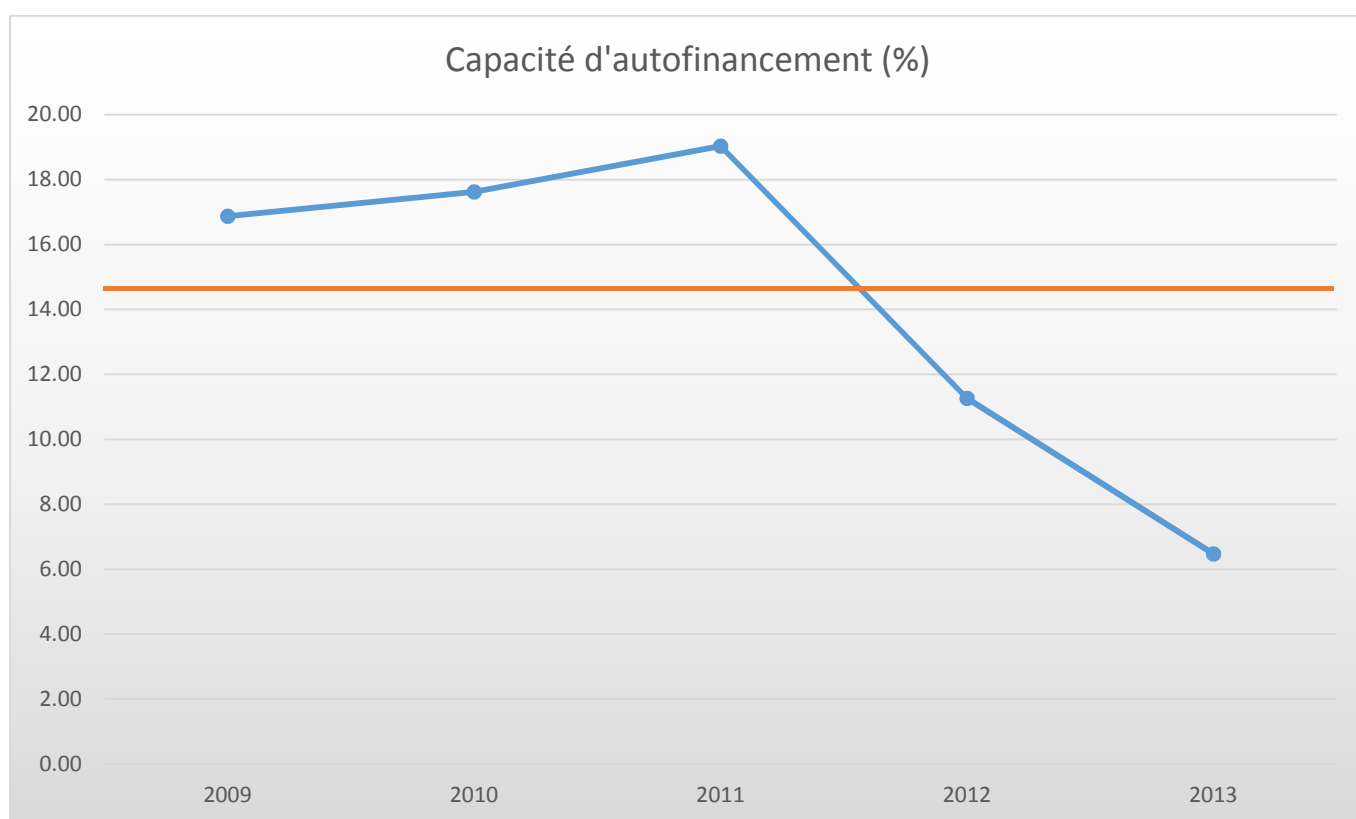
| Soyhières | | Charges | en % | Fr./hab. | Produits | en% | Fr./hab. |
|-----------|-------------------------------------|-------------------|---------------|-----------------|-------------------|--------------|---------------|
| 1 | Autorité | 240'659.52 | 11.851 | 507.72 | 49'535.85 | 2.419 | 104.51 |
| 100 | Communes, votations, élections | 291.20 | 0.014 | 0.61 | 0.00 | 0.000 | 0.00 |
| 110 | Conseil général/de Ville | 0.00 | 0.000 | 0.00 | 0.00 | 0.000 | 0.00 |
| 111 | Conseil communal | 54'279.85 | 2.673 | 114.51 | 6'965.80 | 0.340 | 14.70 |
| 112 | Commissions | 6'198.50 | 0.305 | 13.08 | 0.00 | 0.000 | 0.00 |
| 115 | Personnel administratif | 81'025.90 | 3.990 | 170.94 | 0.00 | 0.000 | 0.00 |
| 116 | Charges du personnel | 65'568.10 | 3.229 | 138.33 | 35'748.30 | 1.746 | 75.42 |
| 130 | Frais administratifs | 31'438.97 | 1.548 | 66.33 | 259.65 | 0.013 | 0.55 |
| 170 | Emoluments | 1'857.00 | 0.091 | 3.92 | 6'562.10 | 0.320 | 13.84 |
| 2 | Travaux publics | 229'953.15 | 11.323 | 485.13 | 99'139.45 | 4.842 | 209.15 |
| 200 | Entretien des routes | 143'264.25 | 7.055 | 302.25 | 39'979.90 | 1.952 | 84.35 |
| 201 | Ouvrages collectifs | 685.80 | 0.034 | 1.45 | 0.00 | 0.000 | 0.00 |
| 205 | Eclairage public | 26'847.70 | 1.322 | 56.64 | 21'732.00 | 1.061 | 45.85 |
| 206 | Horloge publique | 0.00 | 0.000 | 0.00 | 0.00 | 0.000 | 0.00 |
| 210 | Cours d'eau | 25'521.45 | 1.257 | 53.84 | 7'411.00 | 0.362 | 15.64 |
| 230 | Cadastre | 14'389.10 | 0.709 | 30.36 | 30'016.55 | 1.466 | 63.33 |
| 240 | Aménagement du territoire | 19'244.85 | 0.948 | 40.60 | 0.00 | 0.000 | 0.00 |
| 3 | Affaire juridique, police | 2'567.15 | 0.126 | 5.42 | 620.00 | 0.030 | 1.31 |
| 310 | Police communale | 0.00 | 0.000 | 0.00 | 0.00 | 0.000 | 0.00 |
| 330 | Cantonement | 180.00 | 0.009 | 0.38 | 620.00 | 0.030 | 1.31 |
| 340 | Protection civile | 2'387.15 | 0.118 | 5.04 | 0.00 | 0.000 | 0.00 |
| 4 | Hygiène publique | 0.00 | 0.000 | 0.00 | 0.00 | 0.000 | 0.00 |
| 400 | Police des denrées | 0.00 | 0.000 | 0.00 | 0.00 | 0.000 | 0.00 |
| 410 | Police sanitaire | 0.00 | 0.000 | 0.00 | 0.00 | 0.000 | 0.00 |
| 415 | Arrondissement de sépulture | 0.00 | 0.000 | 0.00 | 0.00 | 0.000 | 0.00 |
| 5 | Instruction | 830'118.03 | 40.877 | 1'751.30 | 173'082.65 | 8.453 | 365.15 |
| 510 | Service de l'école/école primaire | 23'113.33 | 1.138 | 48.76 | 9'978.40 | 0.487 | 21.05 |
| 511 | Transport scolaire | 102'262.05 | 5.036 | 215.74 | 102'000.00 | 4.981 | 215.19 |
| 512 | Places de jeu/Halles de gym | 162'113.15 | 7.983 | 342.01 | 38'972.65 | 1.903 | 82.22 |
| 520 | Ecole secondaire | 47'559.00 | 2.342 | 100.34 | 0.00 | 0.000 | 0.00 |
| 530 | Colonie de vacances | 0.00 | 0.000 | 0.00 | 0.00 | 0.000 | 0.00 |
| 540 | Ecole ménagère | 1'068.90 | 0.053 | 2.26 | 14'706.60 | 0.718 | 31.03 |
| 570 | Ecole enfantine | 3'000.00 | 0.148 | 6.33 | 0.00 | 0.000 | 0.00 |
| 580 | Contr. écolage, piscine, biblio ... | 19'769.80 | 0.974 | 41.71 | 7'425.00 | 0.363 | 15.66 |
| 590 | Contribution pour instruction | 471'231.80 | 23.205 | 994.16 | 0.00 | 0.000 | 0.00 |
| 6 | Action social | 379'520.40 | 18.689 | 800.68 | 107'954.40 | 5.272 | 227.75 |
| 600 | Secours | 214'635.65 | 10.569 | 452.82 | 103'300.40 | 5.045 | 217.93 |
| 610 | Service dentaire | 1'758.05 | 0.087 | 3.71 | 0.00 | 0.000 | 0.00 |
| 620 | Autres institutions | 241.50 | 0.012 | 0.51 | 0.00 | 0.000 | 0.00 |
| 630 | Foyers communaux | 6'212.90 | 0.306 | 13.11 | 2'770.00 | 0.135 | 5.84 |
| 640 | Crèches, UAPE | 0.00 | 0.000 | 0.00 | 0.00 | 0.000 | 0.00 |
| 650 | Répartition des charges | 24'961.20 | 1.229 | 52.66 | 0.00 | 0.000 | 0.00 |
| 659 | AVS, off. logement, chômage etc | 131'711.10 | 6.486 | 277.87 | 1'884.00 | 0.092 | 3.97 |
| 665 | Contr. Institution publique | 0.00 | 0.000 | 0.00 | 0.00 | 0.000 | 0.00 |

| Soyhières | | Charges | en % | Fr./hab. | Produits | en% | Fr./hab. |
|-----------|--------------------------------|---------------------|---------------|-----------------|---------------------|---------------|-----------------|
| 7 | Economie publique | 13'387.40 | 0.659 | 28.24 | 0.00 | 0.000 | 0.00 |
| | 700 Foires, marchés | 0.00 | 0.000 | 0.00 | 0.00 | 0.000 | 0.00 |
| | 710 Tourisme | 12'954.10 | 0.638 | 27.33 | 0.00 | 0.000 | 0.00 |
| | 720 Agriculture | 433.30 | 0.021 | 0.91 | 0.00 | 0.000 | 0.00 |
| | 740 Développement économique | 0.00 | 0.000 | 0.00 | 0.00 | 0.000 | 0.00 |
| 8 | Finances | 179'653.05 | 8.847 | 379.01 | 23'624.88 | 1.154 | 49.84 |
| | 810 Intérêts courts termes | 20'039.05 | 0.987 | 42.28 | 0.00 | 0.000 | 0.00 |
| | 811 Intérêts longs termes | 37'063.60 | 1.825 | 78.19 | 0.00 | 0.000 | 0.00 |
| | 820 Amortissements | 112'610.00 | 5.545 | 237.57 | 0.00 | 0.000 | 0.00 |
| | 825 Charges d'immeubles | 6'377.85 | 0.314 | 13.46 | 0.00 | 0.000 | 0.00 |
| | 826 Pâturages | 0.00 | 0.000 | 0.00 | 0.00 | 0.000 | 0.00 |
| | 830 Subvention et contribution | 1'953.00 | 0.096 | 4.12 | 1'000.00 | 0.049 | 2.11 |
| | 840 Intérêts actifs | 1'609.55 | 0.079 | 3.40 | 22'174.88 | 1.083 | 46.78 |
| | 850 Rendement des immeubles | 0.00 | 0.000 | 0.00 | 450.00 | 0.022 | 0.95 |
| | 855 Provision, réserve, fonds | 0.00 | 0.000 | 0.00 | 0.00 | 0.000 | 0.00 |
| | 860 Subventions | 0.00 | 0.000 | 0.00 | 0.00 | 0.000 | 0.00 |
| | 870 Gains vente fortune | 0.00 | 0.000 | 0.00 | 0.00 | 0.000 | 0.00 |
| | 875 Divers | 0.00 | 0.000 | 0.00 | 0.00 | 0.000 | 0.00 |
| 9 | Imposition | 154'906.10 | 7.628 | 326.81 | 1'593'707.50 | 77.830 | 3'362.25 |
| | 910 Impôts ordinaires | 0.00 | 0.000 | 0.00 | 1'396'475.05 | 68.198 | 2'946.15 |
| | 911 Variation d'impôts | 29'523.55 | 1.454 | 62.29 | 106'372.70 | 5.195 | 224.41 |
| | 912 Partage d'impôts | 67'054.55 | 3.302 | 141.47 | 38'494.35 | 1.880 | 81.21 |
| | 915 Elimination d'impôts | 5'000.00 | 0.246 | 10.55 | 0.00 | 0.000 | 0.00 |
| | 920 Autres impôts | 720.00 | 0.035 | 1.52 | 52'365.40 | 2.557 | 110.48 |
| | 940 Fonds de péréquation | 52'608.00 | 2.591 | 110.99 | 0.00 | 0.000 | 0.00 |
| | Totaux | 2'030'764.80 | 100.00 | 4'284.31 | 2'047'664.73 | 100.00 | 4'319.97 |
| | Excédent de produits | 16'899.93 | | | | | |
| | | 2'047'664.73 | | | 2'047'664.73 | | |

SOYHIERES

INDICATEURS FINANCIERS 2009 – 2013

| | 2009 | 2010 | 2011 | 2012 | 2013 | Moyenne |
|---------------------------------------|------------|------------|------------|------------|------------|-------------------|
| Autofinancement (en fr.) | 327'682.02 | 381'297.55 | 389'855.58 | 222'565.13 | 130'536.53 | 290'387.36 |
| Degré d'autofinancement (%) | 29.85 | 131.89 | 99.74 | 171.20 | 36.04 | 93.74 |
| Capacité d'autofinancement (%) | 16.87 | 17.62 | 19.03 | 11.26 | 6.47 | 14.25 |



Une capacité d'autofinancement de :

- Moins de 10% est considéré comme mauvaise
- De 10% à 20% est considéré comme moyenne à bonne
- Plus de 20% est considéré comme très bonne

MERVELIER
529 habitants

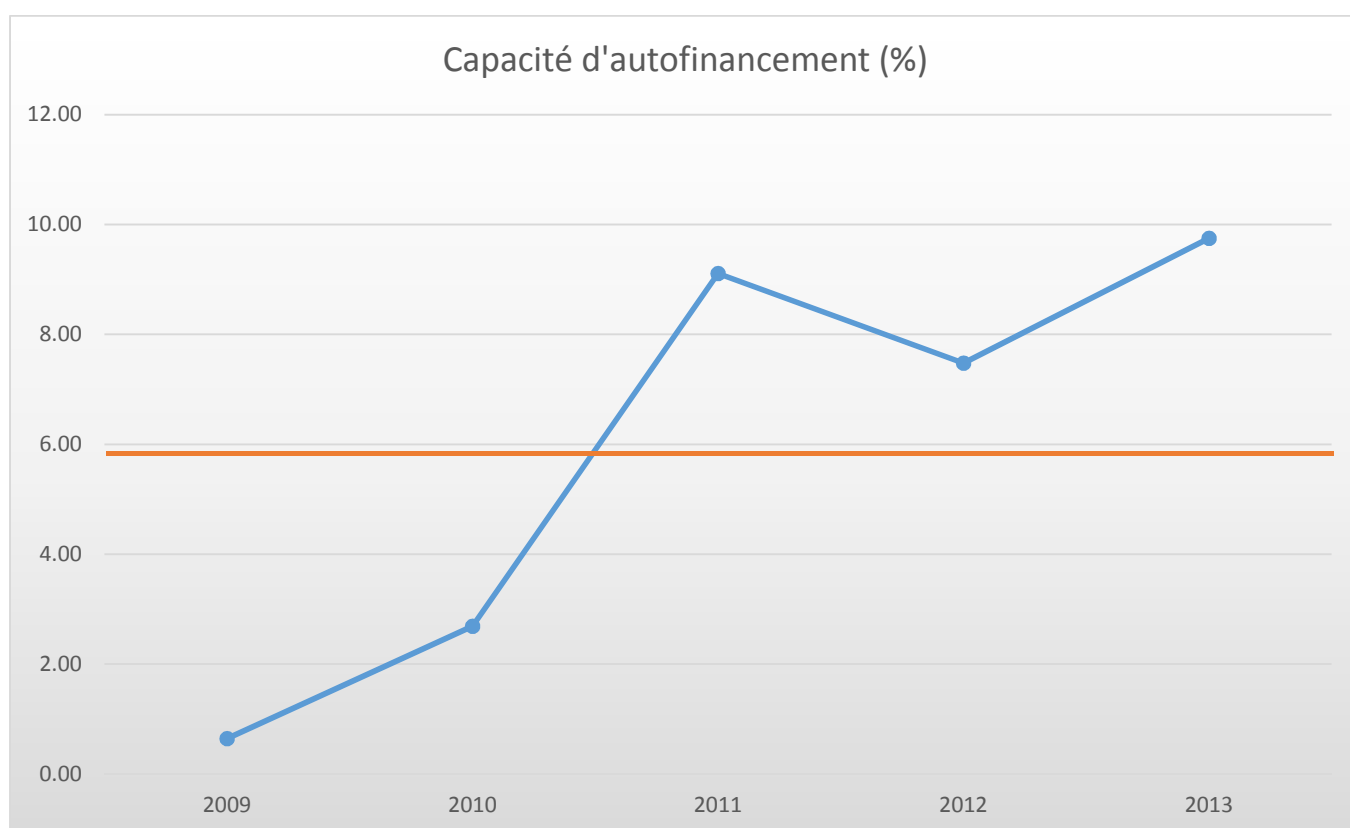
| Mervelier | | Charges | en % | Fr./hab. | Produits | en% | Fr./hab. |
|-----------|-------------------------------------|-------------------|---------------|-----------------|-------------------|--------------|---------------|
| 1 | Autorité | 161'426.25 | 9.144 | 305.15 | 50'669.25 | 2.845 | 95.78 |
| 100 | Communes, votations, élections | 1'550.00 | 0.088 | 2.93 | 0.00 | 0.000 | 0.00 |
| 110 | Conseil général/de Ville | 0.00 | 0.000 | 0.00 | 0.00 | 0.000 | 0.00 |
| 111 | Conseil communal | 34'066.10 | 1.930 | 64.40 | 0.00 | 0.000 | 0.00 |
| 112 | Commissions | 3'882.50 | 0.220 | 7.34 | 0.00 | 0.000 | 0.00 |
| 115 | Personnel administratif | 63'697.75 | 3.608 | 120.41 | 9'761.95 | 0.548 | 18.45 |
| 116 | Charges du personnel | 23'690.75 | 1.342 | 44.78 | 15'979.05 | 0.897 | 30.21 |
| 130 | Frais administratifs | 34'539.15 | 1.957 | 65.29 | 6'153.25 | 0.345 | 11.63 |
| 170 | Emoluments | 0.00 | 0.000 | 0.00 | 18'775.00 | 1.054 | 35.49 |
| 2 | Travaux publics | 199'134.25 | 11.280 | 376.44 | 152'235.65 | 8.548 | 287.78 |
| 200 | Entretien des routes | 47'111.85 | 2.669 | 89.06 | 22'196.20 | 1.246 | 41.96 |
| 201 | Ouvrages collectifs | 0.00 | 0.000 | 0.00 | 0.00 | 0.000 | 0.00 |
| 205 | Eclairage public | 22'329.15 | 1.265 | 42.21 | 19'947.00 | 1.120 | 37.71 |
| 206 | Horloge publique | 0.00 | 0.000 | 0.00 | 0.00 | 0.000 | 0.00 |
| 210 | Cours d'eau | 50'702.25 | 2.872 | 95.85 | 50'702.25 | 2.847 | 95.85 |
| 230 | Cadastre | 22'053.50 | 1.249 | 41.69 | 14'540.20 | 0.816 | 27.49 |
| 240 | Aménagement du territoire | 56'937.50 | 3.225 | 107.63 | 44'850.00 | 2.518 | 84.78 |
| 3 | Affaire juridique, police | 7'999.90 | 0.453 | 15.12 | 1'950.00 | 0.109 | 3.69 |
| 310 | Police communale | 0.00 | 0.000 | 0.00 | 0.00 | 0.000 | 0.00 |
| 330 | Cantonement | 2'950.00 | 0.167 | 5.58 | 0.00 | 0.000 | 0.00 |
| 340 | Protection civile | 5'049.90 | 0.286 | 9.55 | 1'950.00 | 0.109 | 3.69 |
| 4 | Hygiène publique | 0.00 | 0.000 | 0.00 | 0.00 | 0.000 | 0.00 |
| 400 | Police des denrées | 0.00 | 0.000 | 0.00 | 0.00 | 0.000 | 0.00 |
| 410 | Police sanitaire | 0.00 | 0.000 | 0.00 | 0.00 | 0.000 | 0.00 |
| 415 | Arrondissement de sépulture | 0.00 | 0.000 | 0.00 | 0.00 | 0.000 | 0.00 |
| 5 | Instruction | 723'850.61 | 41.004 | 1'368.34 | 25'165.25 | 1.413 | 47.57 |
| 510 | Service de l'école/école primaire | 36'360.21 | 2.060 | 68.73 | 7'235.25 | 0.406 | 13.68 |
| 511 | Transport scolaire | 0.00 | 0.000 | 0.00 | 0.00 | 0.000 | 0.00 |
| 512 | Places de jeu/Halles de gym | 99'450.65 | 5.634 | 188.00 | 17'730.00 | 0.995 | 33.52 |
| 520 | Ecole secondaire | 48'968.90 | 2.774 | 92.57 | 0.00 | 0.000 | 0.00 |
| 530 | Colonie de vacances | 0.00 | 0.000 | 0.00 | 0.00 | 0.000 | 0.00 |
| 540 | Ecole ménagère | 0.00 | 0.000 | 0.00 | 0.00 | 0.000 | 0.00 |
| 570 | Ecole enfantine | 0.00 | 0.000 | 0.00 | 0.00 | 0.000 | 0.00 |
| 580 | Contr. écolage, piscine, biblio ... | 23'131.70 | 1.310 | 43.73 | 200.00 | 0.011 | 0.38 |
| 590 | Contribution pour instruction | 515'939.15 | 29.226 | 975.31 | 0.00 | 0.000 | 0.00 |
| 6 | Action social | 333'435.75 | 18.888 | 630.31 | 13'025.00 | 0.731 | 24.62 |
| 600 | Secours | 37'410.45 | 2.119 | 70.72 | 11'079.00 | 0.622 | 20.94 |
| 610 | Service dentaire | 215.45 | 0.012 | 0.41 | 0.00 | 0.000 | 0.00 |
| 620 | Autres institutions | 64.50 | 0.004 | 0.12 | 0.00 | 0.000 | 0.00 |
| 630 | Foyers communaux | 4'072.40 | 0.231 | 7.70 | 0.00 | 0.000 | 0.00 |
| 640 | Crèches, UAPE | 0.00 | 0.000 | 0.00 | 0.00 | 0.000 | 0.00 |
| 650 | Répartition des charges | 139'553.70 | 7.905 | 263.81 | 0.00 | 0.000 | 0.00 |
| 659 | AVS, off. logement, chômage etc | 149'011.75 | 8.441 | 281.69 | 1'946.00 | 0.109 | 3.68 |
| 665 | Contr. Institution publique | 3'107.50 | 0.176 | 5.87 | 0.00 | 0.000 | 0.00 |

| Mervelier | | | Charges | en % | Fr./hab. | Produits | en% | Fr./hab. |
|-----------|-----|-----------------------------|---------------------|---------------|-----------------|---------------------|---------------|-----------------|
| 7 | | Economie publique | 15'934.75 | 0.903 | 30.12 | 0.00 | 0.000 | 0.00 |
| | 700 | Foires, marchés | 200.00 | 0.011 | 0.38 | 0.00 | 0.000 | 0.00 |
| | 710 | Tourisme | 15'178.75 | 0.860 | 28.69 | 0.00 | 0.000 | 0.00 |
| | 720 | Agriculture | 556.00 | 0.031 | 1.05 | 0.00 | 0.000 | 0.00 |
| | 740 | Développement économique | 0.00 | 0.000 | 0.00 | 0.00 | 0.000 | 0.00 |
| 8 | | Finances | 288'894.75 | 16.365 | 546.11 | 63'142.65 | 3.545 | 119.36 |
| | 810 | Intérêts courts termes | 4'137.65 | 0.234 | 7.82 | 0.00 | 0.000 | 0.00 |
| | 811 | Intérêts longs termes | 65'571.00 | 3.714 | 123.95 | 0.00 | 0.000 | 0.00 |
| | 820 | Amortissements | 121'610.00 | 6.889 | 229.89 | 0.00 | 0.000 | 0.00 |
| | 825 | Charges d'immeubles | 13'736.85 | 0.778 | 25.97 | 0.00 | 0.000 | 0.00 |
| | 826 | Pâturages | 0.00 | 0.000 | 0.00 | 0.00 | 0.000 | 0.00 |
| | 830 | Subvention et contribution | 14'809.85 | 0.839 | 28.00 | 10'735.00 | 0.603 | 20.29 |
| | 840 | Intérêts actifs | 0.00 | 0.000 | 0.00 | 7'928.60 | 0.445 | 14.99 |
| | 850 | Rendement des immeubles | 19'029.40 | 1.078 | 35.97 | 44'479.05 | 2.497 | 84.08 |
| | 855 | Provision, réserve, fonds | 50'000.00 | 2.832 | 94.52 | 0.00 | 0.000 | 0.00 |
| | 860 | Subventions | 0.00 | 0.000 | 0.00 | 0.00 | 0.000 | 0.00 |
| | 870 | Gains vente fortune | 0.00 | 0.000 | 0.00 | 0.00 | 0.000 | 0.00 |
| | 875 | Divers | 0.00 | 0.000 | 0.00 | 0.00 | 0.000 | 0.00 |
| 9 | | Imposition | 34'654.00 | 1.963 | 65.51 | 1'474'831.90 | 82.808 | 2'787.96 |
| | 910 | Impôts ordinaires | 0.00 | 0.000 | 0.00 | 1'024'267.40 | 57.510 | 1'936.23 |
| | 911 | Variation d'impôts | 12'396.25 | 0.702 | 23.43 | 80'241.95 | 4.505 | 151.69 |
| | 912 | Partage d'impôts | 20'871.40 | 1.182 | 39.45 | 13'478.30 | 0.757 | 25.48 |
| | 915 | Elimination d'impôts | 0.00 | 0.000 | 0.00 | 0.00 | 0.000 | 0.00 |
| | 920 | Autres impôts | 1'386.35 | 0.079 | 2.62 | 80'376.25 | 4.513 | 151.94 |
| | 940 | Fonds de péréquation | 0.00 | 0.000 | 0.00 | 276'468.00 | 15.523 | 522.62 |
| | | Totaux | 1'765'330.26 | 100.00 | 3'337.11 | 1'781'019.70 | 100.00 | 3'366.77 |
| | | Excédent de produits | 15'689.44 | | | | | |
| | | | 1'781'019.70 | | | 1'781'019.70 | | |

MERVELIER

INDICATEURS FINANCIERS 2009 – 2013

| | 2009 | 2010 | 2011 | 2012 | 2013 | Moyenne |
|---------------------------------------|-----------|-----------|------------|------------|------------|------------------|
| Autofinancement (en fr.) | 10'031.00 | 45'388.00 | 140'235.00 | 117'124.00 | 170'793.00 | 96'714.20 |
| Degré d'autofinancement (%) | 8.44 | 16.95 | 0.00 | 291.16 | 174.49 | 98.21 |
| Capacité d'autofinancement (%) | 0.64 | 2.69 | 9.11 | 7.48 | 9.75 | 5.93 |



Une capacité d'autofinancement de :

- Moins de 10% est considéré comme mauvaise
- De 10% à 20% est considéré comme moyenne à bonne
- Plus de 20% est considéré comme très bonne

LES GENEVEZ

534 habitants

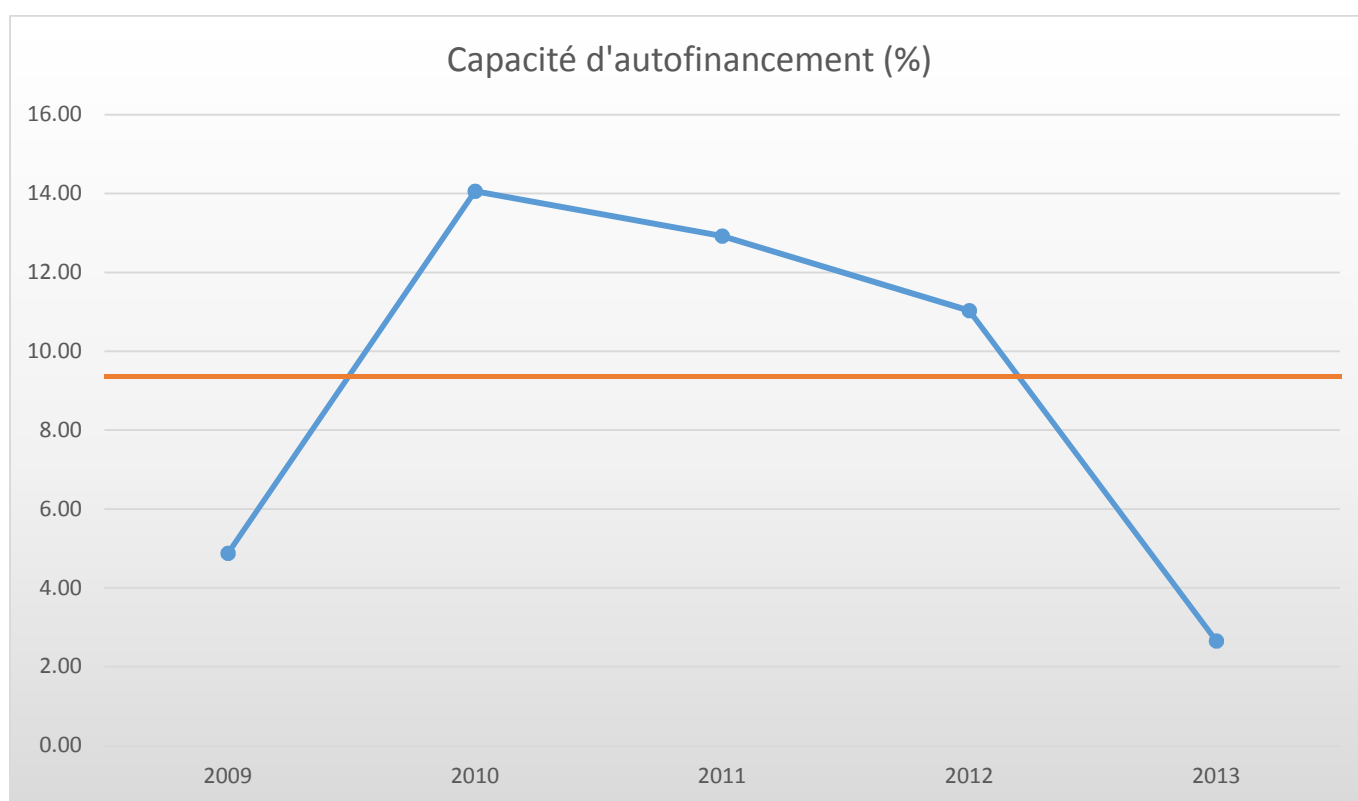
| Les Genevez | | Charges | en % | Fr./hab. | Produits | en% | Fr./hab. |
|-------------|-------------------------------------|-------------------|---------------|-----------------|-------------------|---------------|---------------|
| 1 | Autorité | 397'929.80 | 17.350 | 745.19 | 238'408.20 | 10.531 | 446.46 |
| 100 | Communes, votations, élections | 846.45 | 0.037 | 1.59 | 0.00 | 0.000 | 0.00 |
| 110 | Conseil général/de Ville | 0.00 | 0.000 | 0.00 | 0.00 | 0.000 | 0.00 |
| 111 | Conseil communal | 27'653.15 | 1.206 | 51.78 | 30.00 | 0.001 | 0.06 |
| 112 | Commissions | 2'870.00 | 0.125 | 5.37 | 570.00 | 0.025 | 1.07 |
| 115 | Personnel administratif | 224'070.65 | 9.770 | 419.61 | 179'523.05 | 7.930 | 336.19 |
| 116 | Charges du personnel | 95'439.70 | 4.161 | 178.73 | 46'105.45 | 2.037 | 86.34 |
| 130 | Frais administratifs | 47'049.85 | 2.051 | 88.11 | 2'365.35 | 0.104 | 4.43 |
| 170 | Emoluments | 0.00 | 0.000 | 0.00 | 9'814.35 | 0.434 | 18.38 |
| 2 | Travaux publics | 274'814.45 | 11.982 | 514.63 | 70'032.35 | 3.093 | 131.15 |
| 200 | Entretien des routes | 239'386.55 | 10.438 | 448.29 | 31'668.45 | 1.399 | 59.30 |
| 201 | Ouvrages collectifs | 0.00 | 0.000 | 0.00 | 0.00 | 0.000 | 0.00 |
| 205 | Eclairage public | 18'264.70 | 0.796 | 34.20 | 25'997.80 | 1.148 | 48.69 |
| 206 | Horloge publique | 0.00 | 0.000 | 0.00 | 0.00 | 0.000 | 0.00 |
| 210 | Cours d'eau | 0.00 | 0.000 | 0.00 | 0.00 | 0.000 | 0.00 |
| 230 | Cadastre | 14'741.60 | 0.643 | 27.61 | 12'366.10 | 0.546 | 23.16 |
| 240 | Aménagement du territoire | 2'421.60 | 0.106 | 4.53 | 0.00 | 0.000 | 0.00 |
| 3 | Affaire juridique, police | 5'406.60 | 0.236 | 10.12 | 0.00 | 0.000 | 0.00 |
| 310 | Police communale | 0.00 | 0.000 | 0.00 | 0.00 | 0.000 | 0.00 |
| 330 | Cantonement | 30.00 | 0.001 | 0.06 | 0.00 | 0.000 | 0.00 |
| 340 | Protection civile | 5'376.60 | 0.234 | 10.07 | 0.00 | 0.000 | 0.00 |
| 4 | Hygiène publique | 0.00 | 0.000 | 0.00 | 0.00 | 0.000 | 0.00 |
| 400 | Police des denrées | 0.00 | 0.000 | 0.00 | 0.00 | 0.000 | 0.00 |
| 410 | Police sanitaire | 0.00 | 0.000 | 0.00 | 0.00 | 0.000 | 0.00 |
| 415 | Arrondissement de sépulture | 0.00 | 0.000 | 0.00 | 0.00 | 0.000 | 0.00 |
| 5 | Instruction | 694'654.60 | 30.288 | 1'300.85 | 16'099.25 | 0.711 | 30.15 |
| 510 | Service de l'école/école primaire | 70'667.80 | 3.081 | 132.34 | 667.80 | 0.029 | 1.25 |
| 511 | Transport scolaire | 0.00 | 0.000 | 0.00 | 0.00 | 0.000 | 0.00 |
| 512 | Places de jeu/Halles de gym | 15'271.45 | 0.666 | 28.60 | 15'271.45 | 0.675 | 28.60 |
| 520 | Ecole secondaire | 78'083.75 | 3.405 | 146.22 | 0.00 | 0.000 | 0.00 |
| 530 | Colonie de vacances | 0.00 | 0.000 | 0.00 | 0.00 | 0.000 | 0.00 |
| 540 | Ecole ménagère | 0.00 | 0.000 | 0.00 | 0.00 | 0.000 | 0.00 |
| 570 | Ecole enfantine | 0.00 | 0.000 | 0.00 | 0.00 | 0.000 | 0.00 |
| 580 | Contr. écolage, piscine, biblio ... | 17'447.50 | 0.761 | 32.67 | 160.00 | 0.007 | 0.30 |
| 590 | Contribution pour instruction | 513'184.10 | 22.376 | 961.02 | 0.00 | 0.000 | 0.00 |
| 6 | Action social | 385'100.60 | 16.791 | 721.16 | 15'488.80 | 0.684 | 29.01 |
| 600 | Secours | 65'360.50 | 2.850 | 122.40 | 12'853.80 | 0.568 | 24.07 |
| 610 | Service dentaire | 672.70 | 0.029 | 1.26 | 0.00 | 0.000 | 0.00 |
| 620 | Autres institutions | 965.00 | 0.042 | 1.81 | 0.00 | 0.000 | 0.00 |
| 630 | Foyers communaux | 9'446.00 | 0.412 | 17.69 | 690.00 | 0.030 | 1.29 |
| 640 | Crèches, UAPE | 0.00 | 0.000 | 0.00 | 0.00 | 0.000 | 0.00 |
| 650 | Répartition des charges | 145'145.90 | 6.329 | 271.81 | 0.00 | 0.000 | 0.00 |
| 659 | AVS, off. logement, chômage etc | 162'647.50 | 7.092 | 304.58 | 1'945.00 | 0.086 | 3.64 |
| 665 | Contr. Institution publique | 863.00 | 0.038 | 1.62 | 0.00 | 0.000 | 0.00 |

| Les Genevez | | | Charges | en % | Fr./hab. | Produits | en% | Fr./hab. |
|-------------|-----|----------------------------|---------------------|---------------|-----------------|---------------------|---------------|-----------------|
| 7 | | Economie publique | 168'573.85 | 7.350 | 315.68 | 153'689.85 | 6.789 | 287.81 |
| | 700 | Foires, marchés | 0.00 | 0.000 | 0.00 | 0.00 | 0.000 | 0.00 |
| | 710 | Tourisme | 11'329.25 | 0.494 | 21.22 | 353.60 | 0.016 | 0.66 |
| | 720 | Agriculture | 157'244.60 | 6.856 | 294.47 | 153'336.25 | 6.773 | 287.15 |
| | 740 | Développement économique | 0.00 | 0.000 | 0.00 | 0.00 | 0.000 | 0.00 |
| 8 | | Finances | 273'491.55 | 11.925 | 512.16 | 154'056.90 | 6.805 | 288.50 |
| | 810 | Intérêts courts termes | 19'954.60 | 0.870 | 37.37 | 0.00 | 0.000 | 0.00 |
| | 811 | Intérêts longs termes | 36'655.30 | 1.598 | 68.64 | 0.00 | 0.000 | 0.00 |
| | 820 | Amortissements | 45'863.70 | 2.000 | 85.89 | 0.00 | 0.000 | 0.00 |
| | 825 | Charges d'immeubles | 104'857.35 | 4.572 | 196.36 | 0.00 | 0.000 | 0.00 |
| | 826 | Pâturages | 33'983.80 | 1.482 | 63.64 | 52'871.95 | 2.335 | 99.01 |
| | 830 | Subvention et contribution | 32'113.55 | 1.400 | 60.14 | 1'026.95 | 0.045 | 1.92 |
| | 840 | Intérêts actifs | 63.25 | 0.003 | 0.12 | 12'468.30 | 0.551 | 23.35 |
| | 850 | Rendement des immeubles | 0.00 | 0.000 | 0.00 | 87'689.70 | 3.873 | 164.21 |
| | 855 | Provision, réserve, fonds | 0.00 | 0.000 | 0.00 | 0.00 | 0.000 | 0.00 |
| | 860 | Subventions | 0.00 | 0.000 | 0.00 | 0.00 | 0.000 | 0.00 |
| | 870 | Gains vente fortune | 0.00 | 0.000 | 0.00 | 0.00 | 0.000 | 0.00 |
| | 875 | Divers | 0.00 | 0.000 | 0.00 | 0.00 | 0.000 | 0.00 |
| 9 | | Imposition | 93'534.80 | 4.078 | 175.16 | 1'616'122.90 | 71.387 | 3'026.45 |
| | 910 | Impôts ordinaires | 0.00 | 0.000 | 0.00 | 1'468'199.50 | 64.853 | 2'749.44 |
| | 911 | Variation d'impôts | 81'440.65 | 3.551 | 152.51 | 62'214.65 | 2.748 | 116.51 |
| | 912 | Partage d'impôts | 3'090.15 | 0.135 | 5.79 | 13'454.65 | 0.594 | 25.20 |
| | 915 | Elimination d'impôts | 0.00 | 0.000 | 0.00 | 0.00 | 0.000 | 0.00 |
| | 920 | Autres impôts | 600.00 | 0.026 | 1.12 | 72'254.10 | 3.192 | 135.31 |
| | 940 | Fonds de péréquation | 8'404.00 | 0.366 | 15.74 | 0.00 | 0.000 | 0.00 |
| | | Totaux | 2'293'506.25 | 100.00 | 4'294.96 | 2'263'898.25 | 100.00 | 4'239.51 |
| | | Excédent de charges | | | | 29'608.00 | | |
| | | | 2'293'506.25 | | | 2'293'506.25 | | |

LES GENEVEZ

INDICATEURS FINANCIERS 2009 – 2013

| | 2009 | 2010 | 2011 | 2012 | 2013 | Moyenne |
|---------------------------------------|------------|------------|------------|------------|-----------|-------------------|
| Autofinancement (en fr.) | 104'705.80 | 302'644.30 | 273'938.40 | 241'164.45 | 55'882.00 | 195'666.99 |
| Degré d'autofinancement (%) | 260.55 | 254.69 | 129.05 | 34.56 | 14.36 | 138.64 |
| Capacité d'autofinancement (%) | 4.88 | 14.06 | 12.92 | 11.03 | 2.65 | 9.11 |



Une capacité d'autofinancement de :

- Moins de 10% est considéré comme mauvaise
- De 10% à 20% est considéré comme moyenne à bonne
- Plus de 20% est considéré comme très bonne

VENDLINCOURT

557 habitants

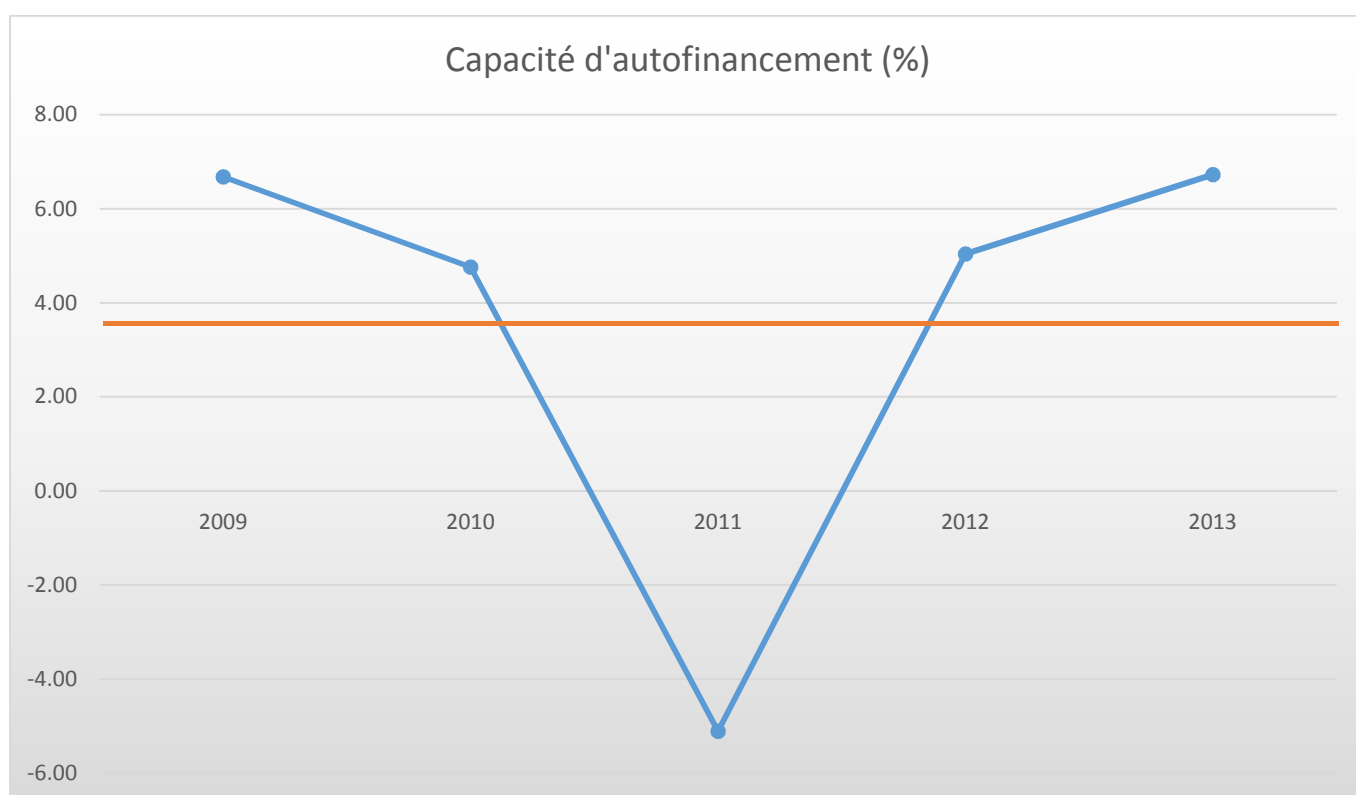
| Vendlincourt | | Charges | en % | Fr./hab. | Produits | en% | Fr./hab. |
|--------------|-------------------------------------|-------------------|---------------|-----------------|------------------|--------------|---------------|
| 1 | Autorité | 306'774.40 | 16.257 | 550.76 | 85'474.60 | 4.419 | 153.46 |
| 100 | Communes, votations, élections | 914.60 | 0.048 | 1.64 | 0.00 | 0.000 | 0.00 |
| 110 | Conseil général/de Ville | 0.00 | 0.000 | 0.00 | 0.00 | 0.000 | 0.00 |
| 111 | Conseil communal | 29'507.40 | 1.564 | 52.98 | 0.00 | 0.000 | 0.00 |
| 112 | Commissions | 2'660.00 | 0.141 | 4.78 | 0.00 | 0.000 | 0.00 |
| 115 | Personnel administratif | 143'086.25 | 7.583 | 256.89 | 26'499.55 | 1.370 | 47.58 |
| 116 | Charges du personnel | 88'834.50 | 4.708 | 159.49 | 52'222.35 | 2.700 | 93.76 |
| 130 | Frais administratifs | 40'789.15 | 2.162 | 73.23 | 802.45 | 0.041 | 1.44 |
| 170 | Emoluments | 982.50 | 0.052 | 1.76 | 5'950.25 | 0.308 | 10.68 |
| 2 | Travaux publics | 149'987.05 | 7.948 | 269.28 | 61'127.80 | 3.160 | 109.74 |
| 200 | Entretien des routes | 89'794.15 | 4.759 | 161.21 | 1'090.00 | 0.056 | 1.96 |
| 201 | Ouvrages collectifs | 0.00 | 0.000 | 0.00 | 0.00 | 0.000 | 0.00 |
| 205 | Eclairage public | 25'115.25 | 1.331 | 45.09 | 25'303.00 | 1.308 | 45.43 |
| 206 | Horloge publique | 350.00 | 0.019 | 0.63 | 0.00 | 0.000 | 0.00 |
| 210 | Cours d'eau | 0.00 | 0.000 | 0.00 | 0.00 | 0.000 | 0.00 |
| 230 | Cadastre | 34'727.65 | 1.840 | 62.35 | 34'734.80 | 1.796 | 62.36 |
| 240 | Aménagement du territoire | 0.00 | 0.000 | 0.00 | 0.00 | 0.000 | 0.00 |
| 3 | Affaire juridique, police | 6'657.50 | 0.353 | 11.95 | 3'281.05 | 0.170 | 5.89 |
| 310 | Police communale | 0.00 | 0.000 | 0.00 | 0.00 | 0.000 | 0.00 |
| 330 | Cantonement | 100.00 | 0.005 | 0.18 | 0.00 | 0.000 | 0.00 |
| 340 | Protection civile | 6'557.50 | 0.348 | 11.77 | 3'281.05 | 0.170 | 5.89 |
| 4 | Hygiène publique | 0.00 | 0.000 | 0.00 | 0.00 | 0.000 | 0.00 |
| 400 | Police des denrées | 0.00 | 0.000 | 0.00 | 0.00 | 0.000 | 0.00 |
| 410 | Police sanitaire | 0.00 | 0.000 | 0.00 | 0.00 | 0.000 | 0.00 |
| 415 | Arrondissement de sépulture | 0.00 | 0.000 | 0.00 | 0.00 | 0.000 | 0.00 |
| 5 | Instruction | 750'649.70 | 39.780 | 1'347.67 | 78'571.60 | 4.062 | 141.06 |
| 510 | Service de l'école/école primaire | 18'968.75 | 1.005 | 34.06 | 7'750.95 | 0.401 | 13.92 |
| 511 | Transport scolaire | 0.00 | 0.000 | 0.00 | 55'092.45 | 2.848 | 98.91 |
| 512 | Places de jeu/Halles de gym | 32'926.75 | 1.745 | 59.11 | 14'320.00 | 0.740 | 25.71 |
| 520 | Ecole secondaire | 90'013.95 | 4.770 | 161.60 | 0.00 | 0.000 | 0.00 |
| 530 | Colonie de vacances | 0.00 | 0.000 | 0.00 | 0.00 | 0.000 | 0.00 |
| 540 | Ecole ménagère | 0.00 | 0.000 | 0.00 | 0.00 | 0.000 | 0.00 |
| 570 | Ecole enfantine | 1'861.25 | 0.099 | 3.34 | 1'408.20 | 0.073 | 2.53 |
| 580 | Contr. écolage, piscine, biblio ... | 68'322.05 | 3.621 | 122.66 | 0.00 | 0.000 | 0.00 |
| 590 | Contribution pour instruction | 538'556.95 | 28.540 | 966.89 | 0.00 | 0.000 | 0.00 |
| 6 | Action social | 357'317.40 | 18.936 | 641.50 | 16'216.90 | 0.838 | 29.11 |
| 600 | Secours | 53'870.60 | 2.855 | 96.72 | 6'270.45 | 0.324 | 11.26 |
| 610 | Service dentaire | 2'114.90 | 0.112 | 3.80 | 0.00 | 0.000 | 0.00 |
| 620 | Autres institutions | 0.00 | 0.000 | 0.00 | 0.00 | 0.000 | 0.00 |
| 630 | Foyers communaux | 4'184.55 | 0.222 | 7.51 | 0.00 | 0.000 | 0.00 |
| 640 | Crèches, UAPE | 0.00 | 0.000 | 0.00 | 0.00 | 0.000 | 0.00 |
| 650 | Répartition des charges | 143'718.70 | 7.616 | 258.02 | 7'833.75 | 0.405 | 14.06 |
| 659 | AVS, off. logement, chômage etc | 153'428.65 | 8.131 | 275.46 | 2'112.70 | 0.109 | 3.79 |
| 665 | Contr. Institution publique | 0.00 | 0.000 | 0.00 | 0.00 | 0.000 | 0.00 |

| Vendincourt | | | Charges | en % | Fr./hab. | Produits | en% | Fr./hab. |
|-------------|-----|-----------------------------|---------------------|---------------|-----------------|---------------------|---------------|-----------------|
| 7 | | Economie publique | 46'297.80 | 2.454 | 83.12 | 9'609.60 | 0.497 | 17.25 |
| | 700 | Foires, marchés | 0.00 | 0.000 | 0.00 | 0.00 | 0.000 | 0.00 |
| | 710 | Tourisme | 6'872.00 | 0.364 | 12.34 | 0.00 | 0.000 | 0.00 |
| | 720 | Agriculture | 39'425.80 | 2.089 | 70.78 | 9'609.60 | 0.497 | 17.25 |
| | 740 | Développement économique | 0.00 | 0.000 | 0.00 | 0.00 | 0.000 | 0.00 |
| 8 | | Finances | 180'914.95 | 9.587 | 324.80 | 90'972.30 | 4.703 | 163.33 |
| | 810 | Intérêts courts termes | 13'376.45 | 0.709 | 24.02 | 0.00 | 0.000 | 0.00 |
| | 811 | Intérêts longs termes | 70'037.30 | 3.712 | 125.74 | 0.00 | 0.000 | 0.00 |
| | 820 | Amortissements | 38'093.00 | 2.019 | 68.39 | 0.00 | 0.000 | 0.00 |
| | 825 | Charges d'immeubles | 54'460.15 | 2.886 | 97.77 | 390.00 | 0.020 | 0.70 |
| | 826 | Pâturages | 0.00 | 0.000 | 0.00 | 0.00 | 0.000 | 0.00 |
| | 830 | Subvention et contribution | 0.00 | 0.000 | 0.00 | 0.00 | 0.000 | 0.00 |
| | 840 | Intérêts actifs | 4'948.05 | 0.262 | 8.88 | 15'131.70 | 0.782 | 27.17 |
| | 850 | Rendement des immeubles | 0.00 | 0.000 | 0.00 | 75'450.60 | 3.901 | 135.46 |
| | 855 | Provision, réserve, fonds | 0.00 | 0.000 | 0.00 | 0.00 | 0.000 | 0.00 |
| | 860 | Subventions | 0.00 | 0.000 | 0.00 | 0.00 | 0.000 | 0.00 |
| | 870 | Gains vente fortune | 0.00 | 0.000 | 0.00 | 0.00 | 0.000 | 0.00 |
| | 875 | Divers | 0.00 | 0.000 | 0.00 | 0.00 | 0.000 | 0.00 |
| 9 | | Imposition | 88'405.40 | 4.685 | 158.72 | 1'589'082.05 | 82.151 | 2'852.93 |
| | 910 | Impôts ordinaires | 0.00 | 0.000 | 0.00 | 1'238'332.50 | 64.018 | 2'223.22 |
| | 911 | Variation d'impôts | 44'819.95 | 2.375 | 80.47 | 107'484.25 | 5.557 | 192.97 |
| | 912 | Partage d'impôts | 4'618.05 | 0.245 | 8.29 | 18'767.75 | 0.970 | 33.69 |
| | 915 | Elimination d'impôts | 37'253.40 | 1.974 | 66.88 | 490.30 | 0.025 | 0.88 |
| | 920 | Autres impôts | 1'714.00 | 0.091 | 3.08 | 30'557.25 | 1.580 | 54.86 |
| | 940 | Fonds de péréquation | 0.00 | 0.000 | 0.00 | 193'450.00 | 10.001 | 347.31 |
| | | Totaux | 1'887'004.20 | 100.00 | 3'387.80 | 1'934'335.90 | 100.00 | 3'472.78 |
| | | Excédent de produits | 47'331.70 | | | | | |
| | | | 1'934'335.90 | | | 1'934'335.90 | | |

VENDLINCOURT

INDICATEURS FINANCIERS 2009 – 2013

| | 2009 | 2010 | 2011 | 2012 | 2013 | Moyenne |
|---------------------------------------|------------|-----------|------------|-----------|------------|------------------|
| Autofinancement (en fr.) | 117'011.98 | 82'910.04 | -89'141.66 | 92'428.90 | 128'033.85 | 66'248.62 |
| Degré d'autofinancement (%) | 0.00 | 9.97 | 0.00 | 0.00 | 0.00 | 1.99 |
| Capacité d'autofinancement (%) | 6.68 | 4.76 | -5.11 | 5.04 | 6.73 | 3.62 |



Une capacité d'autofinancement de :

- Moins de 10% est considéré comme mauvaise
- De 10% à 20% est considéré comme moyenne à bonne
- Plus de 20% est considéré comme très bonne

MONTFAUCON

571 habitants

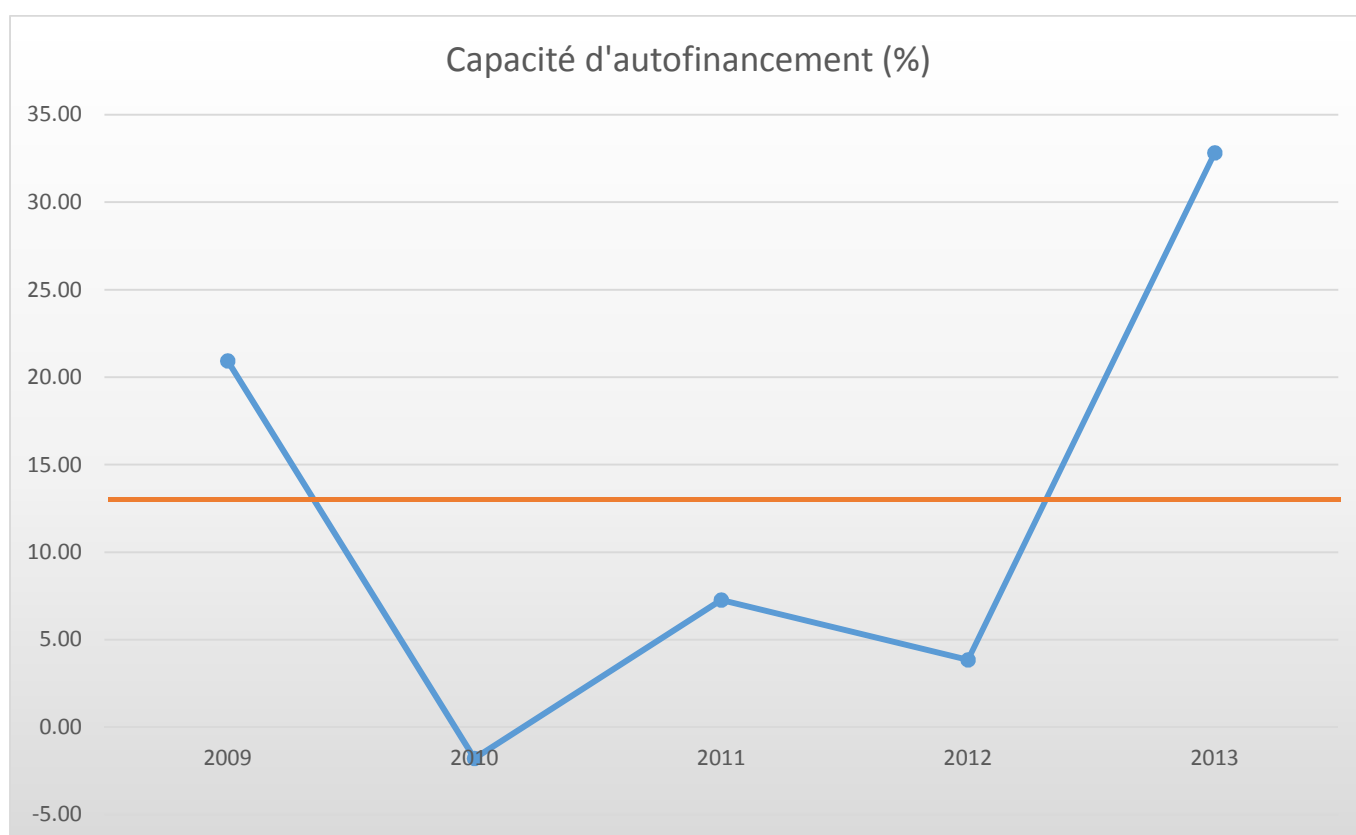
| Montfaucon | | Charges | en % | Fr./hab. | Produits | en% | Fr./hab. |
|------------|-------------------------------------|-------------------|---------------|-----------------|------------------|--------------|---------------|
| 1 | Autorité | 243'997.70 | 10.996 | 427.32 | 86'420.80 | 3.229 | 151.35 |
| 100 | Communes, votations, élections | 2'548.80 | 0.115 | 4.46 | 0.00 | 0.000 | 0.00 |
| 110 | Conseil général/de Ville | 0.00 | 0.000 | 0.00 | 0.00 | 0.000 | 0.00 |
| 111 | Conseil communal | 26'250.15 | 1.183 | 45.97 | 0.00 | 0.000 | 0.00 |
| 112 | Commissions | 3'505.00 | 0.158 | 6.14 | 0.00 | 0.000 | 0.00 |
| 115 | Personnel administratif | 105'012.70 | 4.732 | 183.91 | 12'950.00 | 0.484 | 22.68 |
| 116 | Charges du personnel | 75'624.50 | 3.408 | 132.44 | 64'330.50 | 2.404 | 112.66 |
| 130 | Frais administratifs | 31'056.55 | 1.400 | 54.39 | 1'760.30 | 0.066 | 3.08 |
| 170 | Emoluments | 0.00 | 0.000 | 0.00 | 7'380.00 | 0.276 | 12.92 |
| 2 | Travaux publics | 221'625.95 | 9.988 | 388.14 | 99'926.10 | 3.734 | 175.00 |
| 200 | Entretien des routes | 181'504.05 | 8.179 | 317.87 | 56'193.75 | 2.100 | 98.41 |
| 201 | Ouvrages collectifs | 0.00 | 0.000 | 0.00 | 0.00 | 0.000 | 0.00 |
| 205 | Eclairage public | 18'199.95 | 0.820 | 31.87 | 28'487.00 | 1.064 | 49.89 |
| 206 | Horloge publique | 0.00 | 0.000 | 0.00 | 0.00 | 0.000 | 0.00 |
| 210 | Cours d'eau | 0.00 | 0.000 | 0.00 | 0.00 | 0.000 | 0.00 |
| 230 | Cadastre | 21'921.95 | 0.988 | 38.39 | 15'245.35 | 0.570 | 26.70 |
| 240 | Aménagement du territoire | 0.00 | 0.000 | 0.00 | 0.00 | 0.000 | 0.00 |
| 3 | Affaire juridique, police | 6'122.15 | 0.276 | 10.72 | 26'584.30 | 0.993 | 46.56 |
| 310 | Police communale | 0.00 | 0.000 | 0.00 | 0.00 | 0.000 | 0.00 |
| 330 | Cantonnement | 180.00 | 0.008 | 0.32 | 0.00 | 0.000 | 0.00 |
| 340 | Protection civile | 5'942.15 | 0.268 | 10.41 | 26'584.30 | 0.993 | 46.56 |
| 4 | Hygiène publique | 4'679.00 | 0.211 | 8.19 | 0.00 | 0.000 | 0.00 |
| 400 | Police des denrées | 0.00 | 0.000 | 0.00 | 0.00 | 0.000 | 0.00 |
| 410 | Police sanitaire | 0.00 | 0.000 | 0.00 | 0.00 | 0.000 | 0.00 |
| 415 | Arrondissement de sépulture | 4'679.00 | 0.211 | 8.19 | 0.00 | 0.000 | 0.00 |
| 5 | Instruction | 774'870.95 | 34.920 | 1'357.04 | 55'583.50 | 2.077 | 97.34 |
| 510 | Service de l'école/école primaire | 35'950.60 | 1.620 | 62.96 | 4'807.50 | 0.180 | 8.42 |
| 511 | Transport scolaire | 115'724.05 | 5.215 | 202.67 | 0.00 | 0.000 | 0.00 |
| 512 | Places de jeu/Halles de gym | 59'439.10 | 2.679 | 104.10 | 270.00 | 0.010 | 0.47 |
| 520 | Ecole secondaire | 47'979.25 | 2.162 | 84.03 | 0.00 | 0.000 | 0.00 |
| 530 | Colonie de vacances | 0.00 | 0.000 | 0.00 | 0.00 | 0.000 | 0.00 |
| 540 | Ecole ménagère | 0.00 | 0.000 | 0.00 | 0.00 | 0.000 | 0.00 |
| 570 | Ecole enfantine | 4'525.45 | 0.204 | 7.93 | 1'626.00 | 0.061 | 2.85 |
| 580 | Contr. écolage, piscine, biblio ... | 500'000.00 | 22.533 | 875.66 | 48'880.00 | 1.827 | 85.60 |
| 590 | Contribution pour instruction | 11'252.50 | 0.507 | 19.71 | 0.00 | 0.000 | 0.00 |
| 6 | Action social | 339'999.55 | 15.322 | 595.45 | 9'518.00 | 0.356 | 16.67 |
| 600 | Secours | 42'131.40 | 1.899 | 73.79 | 6'296.00 | 0.235 | 11.03 |
| 610 | Service dentaire | 1'515.30 | 0.068 | 2.65 | 0.00 | 0.000 | 0.00 |
| 620 | Autres institutions | 1'454.75 | 0.066 | 2.55 | 0.00 | 0.000 | 0.00 |
| 630 | Foyers communaux | 0.00 | 0.000 | 0.00 | 0.00 | 0.000 | 0.00 |
| 640 | Crèches, UAPE | 0.00 | 0.000 | 0.00 | 0.00 | 0.000 | 0.00 |
| 650 | Répartition des charges | 133'545.00 | 6.018 | 233.88 | 0.00 | 0.000 | 0.00 |
| 659 | AVS, off. logement, chômage etc | 158'407.60 | 7.139 | 277.42 | 3'222.00 | 0.120 | 5.64 |
| 665 | Contr. Institution publique | 2'945.50 | 0.133 | 5.16 | 0.00 | 0.000 | 0.00 |

| Montfaucon | | | Charges | en % | Fr./hab. | Produits | en% | Fr./hab. |
|------------|-----|-----------------------------|---------------------|---------------|-----------------|---------------------|---------------|-----------------|
| 7 | | Economie publique | 22'567.75 | 1.017 | 39.52 | 0.00 | 0.000 | 0.00 |
| | 700 | Foires, marchés | 0.00 | 0.000 | 0.00 | 0.00 | 0.000 | 0.00 |
| | 710 | Tourisme | 18'758.00 | 0.845 | 32.85 | 0.00 | 0.000 | 0.00 |
| | 720 | Agriculture | 3'809.75 | 0.172 | 6.67 | 0.00 | 0.000 | 0.00 |
| | 740 | Développement économique | 0.00 | 0.000 | 0.00 | 0.00 | 0.000 | 0.00 |
| 8 | | Finances | 579'433.87 | 26.112 | 1'014.77 | 136'261.05 | 5.092 | 238.64 |
| | 810 | Intérêts courts termes | 31'896.77 | 1.437 | 55.86 | 0.00 | 0.000 | 0.00 |
| | 811 | Intérêts longs termes | 46'989.60 | 2.118 | 82.29 | 0.00 | 0.000 | 0.00 |
| | 820 | Amortissements | 395'422.75 | 17.820 | 692.51 | 0.00 | 0.000 | 0.00 |
| | 825 | Charges d'immeubles | 13'643.75 | 0.615 | 23.89 | 1'059.30 | 0.040 | 1.86 |
| | 826 | Pâturages | 60'342.85 | 2.719 | 105.68 | 60'342.85 | 2.255 | 105.68 |
| | 830 | Subvention et contribution | 31'138.15 | 1.403 | 54.53 | 2'000.00 | 0.075 | 3.50 |
| | 840 | Intérêts actifs | 0.00 | 0.000 | 0.00 | 12'191.40 | 0.456 | 21.35 |
| | 850 | Rendement des immeubles | 0.00 | 0.000 | 0.00 | 27'906.20 | 1.043 | 48.87 |
| | 855 | Provision, réserve, fonds | 0.00 | 0.000 | 0.00 | 511.30 | 0.019 | 0.90 |
| | 860 | Subventions | 0.00 | 0.000 | 0.00 | 0.00 | 0.000 | 0.00 |
| | 870 | Gains vente fortune | 0.00 | 0.000 | 0.00 | 32'250.00 | 1.205 | 56.48 |
| | 875 | Divers | 0.00 | 0.000 | 0.00 | 0.00 | 0.000 | 0.00 |
| 9 | | Imposition | 25'715.45 | 1.159 | 45.04 | 2'261'807.45 | 84.519 | 3'961.13 |
| | 910 | Impôts ordinaires | 0.00 | 0.000 | 0.00 | 1'127'673.50 | 42.139 | 1'974.91 |
| | 911 | Variation d'impôts | 0.00 | 0.000 | 0.00 | 71'222.10 | 2.661 | 124.73 |
| | 912 | Partage d'impôts | 2'792.70 | 0.126 | 4.89 | 10'625.25 | 0.397 | 18.61 |
| | 915 | Elimination d'impôts | 22'182.65 | 1.000 | 38.85 | 809.05 | 0.030 | 1.42 |
| | 920 | Autres impôts | 740.10 | 0.033 | 1.30 | 790'227.55 | 29.529 | 1'383.94 |
| | 940 | Fonds de péréquation | 0.00 | 0.000 | 0.00 | 261'250.00 | 9.762 | 457.53 |
| | | Totaux | 2'219'012.37 | 100.00 | 3'886.19 | 2'676'101.20 | 100.00 | 4'686.69 |
| | | Excédent de produits | 457'088.83 | | | | | |
| | | | 2'676'101.20 | | | 2'676'101.20 | | |

MONTFAUCON

INDICATEURS FINANCIERS 2009 – 2013

| | 2009 | 2010 | 2011 | 2012 | 2013 | Moyenne |
|---------------------------------------|------------|------------|------------|-----------|------------|-------------------|
| Autofinancement (en fr.) | 432'123.97 | -30'424.60 | 131'997.65 | 67'970.94 | 853'211.78 | 290'975.95 |
| Degré d'autofinancement (%) | 96.14 | 22.09 | 12.70 | 2.68 | 0.00 | 26.72 |
| Capacité d'autofinancement (%) | 20.94 | -1.79 | 7.27 | 3.85 | 32.82 | 12.62 |



Une capacité d'autofinancement de :

- Moins de 10% est considéré comme mauvaise
- De 10% à 20% est considéré comme moyenne à bonne
- Plus de 20% est considéré comme très bonne

ROSSEMAISON

600 habitants

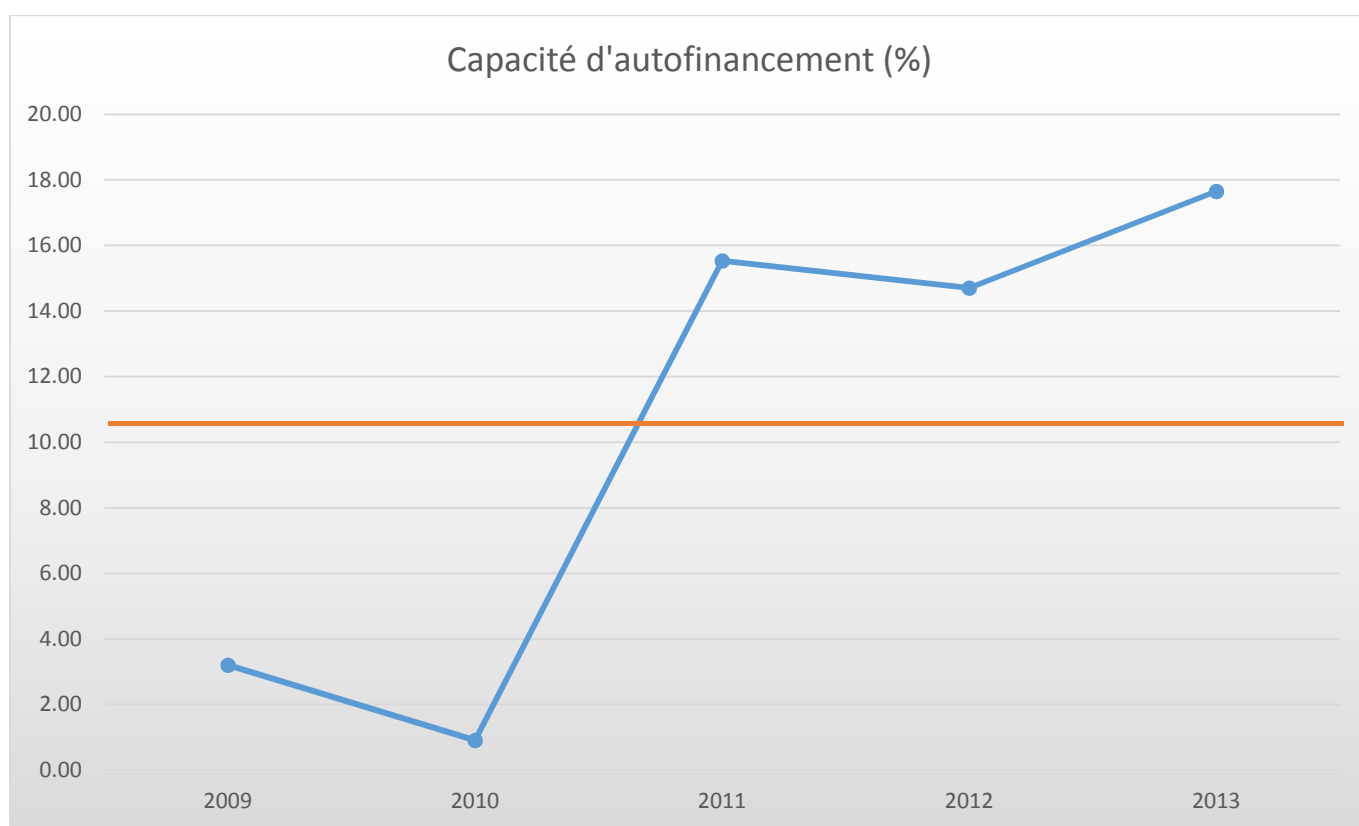
| Rossemaison | | Charges | en % | Fr./hab. | Produits | en% | Fr./hab. |
|-------------|-------------------------------------|-------------------|---------------|-----------------|------------------|--------------|---------------|
| 1 | Autorité | 213'714.85 | 11.700 | 356.19 | 21'071.15 | 1.027 | 35.12 |
| 100 | Communes, votations, élections | 3'245.35 | 0.178 | 5.41 | 0.00 | 0.000 | 0.00 |
| 110 | Conseil général/de Ville | 0.00 | 0.000 | 0.00 | 0.00 | 0.000 | 0.00 |
| 111 | Conseil communal | 32'960.40 | 1.804 | 54.93 | 0.00 | 0.000 | 0.00 |
| 112 | Commissions | 4'867.50 | 0.266 | 8.11 | 0.00 | 0.000 | 0.00 |
| 115 | Personnel administratif | 61'095.40 | 3.345 | 101.83 | 0.00 | 0.000 | 0.00 |
| 116 | Charges du personnel | 34'891.65 | 1.910 | 58.15 | 16'364.20 | 0.797 | 27.27 |
| 130 | Frais administratifs | 76'654.55 | 4.197 | 127.76 | 3'413.00 | 0.166 | 5.69 |
| 170 | Emoluments | 0.00 | 0.000 | 0.00 | 1'293.95 | 0.063 | 2.16 |
| 2 | Travaux publics | 117'849.45 | 6.452 | 196.42 | 75'951.15 | 3.700 | 126.59 |
| 200 | Entretien des routes | 22'734.30 | 1.245 | 37.89 | 495.65 | 0.024 | 0.83 |
| 201 | Ouvrages collectifs | 45'975.75 | 2.517 | 76.63 | 45'975.75 | 2.240 | 76.63 |
| 205 | Eclairage public | 26'811.65 | 1.468 | 44.69 | 19'696.00 | 0.960 | 32.83 |
| 206 | Horloge publique | 0.00 | 0.000 | 0.00 | 0.00 | 0.000 | 0.00 |
| 210 | Cours d'eau | 0.00 | 0.000 | 0.00 | 0.00 | 0.000 | 0.00 |
| 230 | Cadastre | 11'689.20 | 0.640 | 19.48 | 9'783.75 | 0.477 | 16.31 |
| 240 | Aménagement du territoire | 10'638.55 | 0.582 | 17.73 | 0.00 | 0.000 | 0.00 |
| 3 | Affaire juridique, police | 1'755.00 | 0.096 | 2.93 | 0.00 | 0.000 | 0.00 |
| 310 | Police communale | 0.00 | 0.000 | 0.00 | 0.00 | 0.000 | 0.00 |
| 330 | Cantonement | 0.00 | 0.000 | 0.00 | 0.00 | 0.000 | 0.00 |
| 340 | Protection civile | 1'755.00 | 0.096 | 2.93 | 0.00 | 0.000 | 0.00 |
| 4 | Hygiène publique | 0.00 | 0.000 | 0.00 | 0.00 | 0.000 | 0.00 |
| 400 | Police des denrées | 0.00 | 0.000 | 0.00 | 0.00 | 0.000 | 0.00 |
| 410 | Police sanitaire | 0.00 | 0.000 | 0.00 | 0.00 | 0.000 | 0.00 |
| 415 | Arrondissement de sépulture | 0.00 | 0.000 | 0.00 | 0.00 | 0.000 | 0.00 |
| 5 | Instruction | 775'854.15 | 42.475 | 1'293.09 | 9'966.75 | 0.486 | 16.61 |
| 510 | Service de l'école/école primaire | 23'981.45 | 1.313 | 39.97 | 1'370.80 | 0.067 | 2.28 |
| 511 | Transport scolaire | 0.00 | 0.000 | 0.00 | 0.00 | 0.000 | 0.00 |
| 512 | Places de jeu/Halles de gym | 89'394.10 | 4.894 | 148.99 | 1'550.00 | 0.076 | 2.58 |
| 520 | Ecole secondaire | 68'500.50 | 3.750 | 114.17 | 0.00 | 0.000 | 0.00 |
| 530 | Colonie de vacances | 0.00 | 0.000 | 0.00 | 0.00 | 0.000 | 0.00 |
| 540 | Ecole ménagère | 0.00 | 0.000 | 0.00 | 0.00 | 0.000 | 0.00 |
| 570 | Ecole enfantine | 3'008.10 | 0.165 | 5.01 | 0.00 | 0.000 | 0.00 |
| 580 | Contr. écolage, piscine, biblio ... | 17'540.00 | 0.960 | 29.23 | 0.00 | 0.000 | 0.00 |
| 590 | Contribution pour instruction | 573'430.00 | 31.393 | 955.72 | 7'045.95 | 0.343 | 11.74 |
| 6 | Action social | 319'719.25 | 17.504 | 532.87 | 3'470.10 | 0.169 | 5.78 |
| 600 | Secours | 8'110.65 | 0.444 | 13.52 | 1'220.45 | 0.059 | 2.03 |
| 610 | Service dentaire | 1'702.40 | 0.093 | 2.84 | 0.00 | 0.000 | 0.00 |
| 620 | Autres institutions | 2'342.50 | 0.128 | 3.90 | 0.00 | 0.000 | 0.00 |
| 630 | Foyers communaux | 3'230.00 | 0.177 | 5.38 | 0.00 | 0.000 | 0.00 |
| 640 | Crèches, UAPE | 0.00 | 0.000 | 0.00 | 0.00 | 0.000 | 0.00 |
| 650 | Répartition des charges | 140'003.40 | 7.665 | 233.34 | 0.00 | 0.000 | 0.00 |
| 659 | AVS, off. logement, chômage etc | 161'700.30 | 8.853 | 269.50 | 2'249.65 | 0.110 | 3.75 |
| 665 | Contr. Institution publique | 2'630.00 | 0.144 | 4.38 | 0.00 | 0.000 | 0.00 |

| Rossemaison | | | Charges | en % | Fr./hab. | Produits | en% | Fr./hab. |
|-------------|-----|-----------------------------|---------------------|---------------|-----------------|---------------------|---------------|-----------------|
| 7 | | Economie publique | 8'288.00 | 0.454 | 13.81 | 0.00 | 0.000 | 0.00 |
| | 700 | Foires, marchés | 0.00 | 0.000 | 0.00 | 0.00 | 0.000 | 0.00 |
| | 710 | Tourisme | 8'110.00 | 0.444 | 13.52 | 0.00 | 0.000 | 0.00 |
| | 720 | Agriculture | 178.00 | 0.010 | 0.30 | 0.00 | 0.000 | 0.00 |
| | 740 | Développement économique | 0.00 | 0.000 | 0.00 | 0.00 | 0.000 | 0.00 |
| 8 | | Finances | 264'964.00 | 14.506 | 441.61 | 144'976.50 | 7.063 | 241.63 |
| | 810 | Intérêts courts termes | 642.30 | 0.035 | 1.07 | 0.00 | 0.000 | 0.00 |
| | 811 | Intérêts longs termes | 43'325.80 | 2.372 | 72.21 | 0.00 | 0.000 | 0.00 |
| | 820 | Amortissements | 130'165.00 | 7.126 | 216.94 | 0.00 | 0.000 | 0.00 |
| | 825 | Charges d'immeubles | 90'553.75 | 4.958 | 150.92 | 29'845.50 | 1.454 | 49.74 |
| | 826 | Pâturages | 0.00 | 0.000 | 0.00 | 0.00 | 0.000 | 0.00 |
| | 830 | Subvention et contribution | 0.00 | 0.000 | 0.00 | 0.00 | 0.000 | 0.00 |
| | 840 | Intérêts actifs | 277.15 | 0.015 | 0.46 | 21'644.60 | 1.054 | 36.07 |
| | 850 | Rendement des immeubles | 0.00 | 0.000 | 0.00 | 69'265.40 | 3.374 | 115.44 |
| | 855 | Provision, réserve, fonds | 0.00 | 0.000 | 0.00 | 24'221.00 | 1.180 | 40.37 |
| | 860 | Subventions | 0.00 | 0.000 | 0.00 | 0.00 | 0.000 | 0.00 |
| | 870 | Gains vente fortune | 0.00 | 0.000 | 0.00 | 0.00 | 0.000 | 0.00 |
| | 875 | Divers | 0.00 | 0.000 | 0.00 | 0.00 | 0.000 | 0.00 |
| 9 | | Imposition | 124'447.80 | 6.813 | 207.41 | 1'797'206.40 | 87.556 | 2'995.34 |
| | 910 | Impôts ordinaires | 0.00 | 0.000 | 0.00 | 1'542'297.45 | 75.137 | 2'570.50 |
| | 911 | Variation d'impôts | 67'721.45 | 3.708 | 112.87 | 74'508.25 | 3.630 | 124.18 |
| | 912 | Partage d'impôts | 15'647.25 | 0.857 | 26.08 | 7'589.45 | 0.370 | 12.65 |
| | 915 | Elimination d'impôts | 12'298.10 | 0.673 | 20.50 | 0.00 | 0.000 | 0.00 |
| | 920 | Autres impôts | 490.00 | 0.027 | 0.82 | 172'811.25 | 8.419 | 288.02 |
| | 940 | Fonds de péréquation | 28'291.00 | 1.549 | 47.15 | 0.00 | 0.000 | 0.00 |
| | | Totaux | 1'826'592.50 | 100.00 | 3'044.32 | 2'052'642.05 | 100.00 | 3'421.07 |
| | | Excédent de produits | 226'049.55 | | | | | |
| | | | 2'052'642.05 | | | 2'052'642.05 | | |

ROSSEMAISON

INDICATEURS FINANCIERS 2009 – 2013

| | 2009 | 2010 | 2011 | 2012 | 2013 | Moyenne |
|---------------------------------------|-----------|-----------|------------|------------|------------|-------------------|
| Autofinancement (en fr.) | 50'112.00 | 14'543.95 | 282'452.00 | 266'345.00 | 407'969.00 | 204'284.39 |
| Degré d'autofinancement (%) | 24.56 | 54.03 | 0.00 | 0.00 | 2'047.83 | 425.28 |
| Capacité d'autofinancement (%) | 3.21 | 0.91 | 15.53 | 14.70 | 17.65 | 10.40 |



Une capacité d'autofinancement de :

- Moins de 10% est considéré comme mauvaise
- De 10% à 20% est considéré comme moyenne à bonne
- Plus de 20% est considéré comme très bonne

BURE
671 habitants

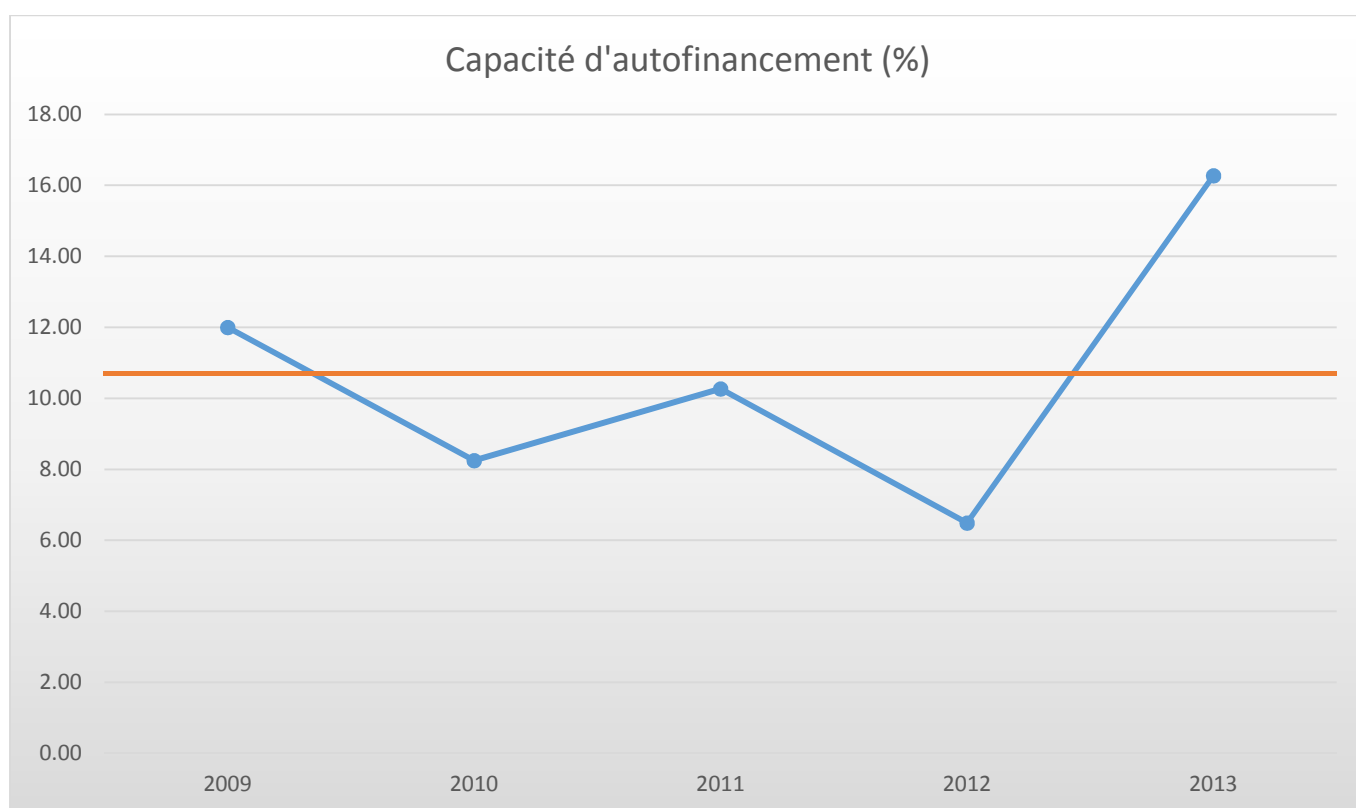
| Bure | | Charges | en % | Fr./hab. | Produits | en% | Fr./hab. |
|----------|-------------------------------------|-------------------|---------------|-----------------|------------------|--------------|---------------|
| 1 | Autorité | 271'835.60 | 12.136 | 405.12 | 53'505.45 | 2.291 | 79.74 |
| 100 | Communes, votations, élections | 1'137.55 | 0.051 | 1.70 | 0.00 | 0.000 | 0.00 |
| 110 | Conseil général/de Ville | 0.00 | 0.000 | 0.00 | 0.00 | 0.000 | 0.00 |
| 111 | Conseil communal | 43'679.70 | 1.950 | 65.10 | 0.00 | 0.000 | 0.00 |
| 112 | Commissions | 795.00 | 0.035 | 1.18 | 0.00 | 0.000 | 0.00 |
| 115 | Personnel administratif | 99'731.05 | 4.452 | 148.63 | 6'000.00 | 0.257 | 8.94 |
| 116 | Charges du personnel | 68'068.95 | 3.039 | 101.44 | 40'253.45 | 1.724 | 59.99 |
| 130 | Frais administratifs | 58'423.35 | 2.608 | 87.07 | 608.00 | 0.026 | 0.91 |
| 170 | Emoluments | 0.00 | 0.000 | 0.00 | 6'644.00 | 0.285 | 9.90 |
| 2 | Travaux publics | 199'618.31 | 8.912 | 297.49 | 98'777.95 | 4.230 | 147.21 |
| 200 | Entretien des routes | 119'944.36 | 5.355 | 178.75 | 41'193.00 | 1.764 | 61.39 |
| 201 | Ouvrages collectifs | 0.00 | 0.000 | 0.00 | 0.00 | 0.000 | 0.00 |
| 205 | Eclairage public | 41'118.85 | 1.836 | 61.28 | 37'647.85 | 1.612 | 56.11 |
| 206 | Horloge publique | 0.00 | 0.000 | 0.00 | 0.00 | 0.000 | 0.00 |
| 210 | Cours d'eau | 0.00 | 0.000 | 0.00 | 0.00 | 0.000 | 0.00 |
| 230 | Cadastre | 18'455.05 | 0.824 | 27.50 | 16'653.40 | 0.713 | 24.82 |
| 240 | Aménagement du territoire | 20'100.05 | 0.897 | 29.96 | 3'283.70 | 0.141 | 4.89 |
| 3 | Affaire juridique, police | 2'337.40 | 0.104 | 3.48 | 30'591.80 | 1.310 | 45.59 |
| 310 | Police communale | 0.00 | 0.000 | 0.00 | 0.00 | 0.000 | 0.00 |
| 330 | Cantonement | 0.00 | 0.000 | 0.00 | 0.00 | 0.000 | 0.00 |
| 340 | Protection civile | 2'337.40 | 0.104 | 3.48 | 30'591.80 | 1.310 | 45.59 |
| 4 | Hygiène publique | 0.00 | 0.000 | 0.00 | 0.00 | 0.000 | 0.00 |
| 400 | Police des denrées | 0.00 | 0.000 | 0.00 | 0.00 | 0.000 | 0.00 |
| 410 | Police sanitaire | 0.00 | 0.000 | 0.00 | 0.00 | 0.000 | 0.00 |
| 415 | Arrondissement de sépulture | 0.00 | 0.000 | 0.00 | 0.00 | 0.000 | 0.00 |
| 5 | Instruction | 866'778.25 | 38.697 | 1'291.77 | 8'311.80 | 0.356 | 12.39 |
| 510 | Service de l'école/école primaire | 33'861.80 | 1.512 | 50.46 | 1'112.00 | 0.048 | 1.66 |
| 511 | Transport scolaire | 0.00 | 0.000 | 0.00 | 0.00 | 0.000 | 0.00 |
| 512 | Places de jeu/Halles de gym | 100'564.70 | 4.490 | 149.87 | 7'199.80 | 0.308 | 10.73 |
| 520 | Ecole secondaire | 58'089.25 | 2.593 | 86.57 | 0.00 | 0.000 | 0.00 |
| 530 | Colonie de vacances | 0.00 | 0.000 | 0.00 | 0.00 | 0.000 | 0.00 |
| 540 | Ecole ménagère | 0.00 | 0.000 | 0.00 | 0.00 | 0.000 | 0.00 |
| 570 | Ecole enfantine | 0.00 | 0.000 | 0.00 | 0.00 | 0.000 | 0.00 |
| 580 | Contr. écolage, piscine, biblio ... | 13'757.50 | 0.614 | 20.50 | 0.00 | 0.000 | 0.00 |
| 590 | Contribution pour instruction | 660'505.00 | 29.488 | 984.36 | 0.00 | 0.000 | 0.00 |
| 6 | Action social | 392'643.45 | 17.529 | 585.16 | 2'891.15 | 0.124 | 4.31 |
| 600 | Secours | 17'415.35 | 0.777 | 25.95 | 399.15 | 0.017 | 0.59 |
| 610 | Service dentaire | 0.00 | 0.000 | 0.00 | 0.00 | 0.000 | 0.00 |
| 620 | Autres institutions | 338.00 | 0.015 | 0.50 | 0.00 | 0.000 | 0.00 |
| 630 | Foyers communaux | 4'648.00 | 0.208 | 6.93 | 0.00 | 0.000 | 0.00 |
| 640 | Crèches, UAPE | 0.00 | 0.000 | 0.00 | 0.00 | 0.000 | 0.00 |
| 650 | Répartition des charges | 184'668.10 | 8.244 | 275.21 | 0.00 | 0.000 | 0.00 |
| 659 | AVS, off. logement, chômage etc | 184'394.00 | 8.232 | 274.80 | 2'492.00 | 0.107 | 3.71 |
| 665 | Contr. Institution publique | 1'180.00 | 0.053 | 1.76 | 0.00 | 0.000 | 0.00 |

| Bure | | Charges | en % | Fr./hab. | Produits | en% | Fr./hab. |
|----------|--------------------------------|---------------------|---------------|-----------------|---------------------|---------------|-----------------|
| 7 | Economie publique | 13'863.90 | 0.619 | 20.66 | 498.00 | 0.021 | 0.74 |
| | 700 Foires, marchés | 0.00 | 0.000 | 0.00 | 0.00 | 0.000 | 0.00 |
| | 710 Tourisme | 9'318.00 | 0.416 | 13.89 | 498.00 | 0.021 | 0.74 |
| | 720 Agriculture | 4'545.90 | 0.203 | 6.77 | 0.00 | 0.000 | 0.00 |
| | 740 Développement économique | 0.00 | 0.000 | 0.00 | 0.00 | 0.000 | 0.00 |
| 8 | Finances | 423'748.29 | 18.918 | 631.52 | 198'045.39 | 8.481 | 295.15 |
| | 810 Intérêts courts termes | 16'584.10 | 0.740 | 24.72 | 0.00 | 0.000 | 0.00 |
| | 811 Intérêts longs termes | 110'707.55 | 4.942 | 164.99 | 14'348.60 | 0.614 | 21.38 |
| | 820 Amortissement | 263'127.89 | 11.747 | 392.14 | 0.00 | 0.000 | 0.00 |
| | 825 Charges d'immeubles | 31'908.75 | 1.425 | 47.55 | 0.00 | 0.000 | 0.00 |
| | 826 Pâturages | 0.00 | 0.000 | 0.00 | 0.00 | 0.000 | 0.00 |
| | 830 Subvention et contribution | 0.00 | 0.000 | 0.00 | 0.00 | 0.000 | 0.00 |
| | 840 Intérêts actifs | 0.00 | 0.000 | 0.00 | 18'720.95 | 0.802 | 27.90 |
| | 850 Rendement des immeubles | 1'420.00 | 0.063 | 2.12 | 51'672.44 | 2.213 | 77.01 |
| | 855 Provision, réserve, fonds | 0.00 | 0.000 | 0.00 | 2'058.45 | 0.088 | 3.07 |
| | 860 Subventions | 0.00 | 0.000 | 0.00 | 0.00 | 0.000 | 0.00 |
| | 870 Gains vente fortune | 0.00 | 0.000 | 0.00 | 111'244.95 | 4.764 | 165.79 |
| | 875 Divers | 0.00 | 0.000 | 0.00 | 0.00 | 0.000 | 0.00 |
| 9 | Imposition | 69'107.85 | 3.085 | 102.99 | 1'942'520.55 | 83.186 | 2'894.96 |
| | 910 Impôts ordinaires | 0.00 | 0.000 | 0.00 | 1'499'090.30 | 64.197 | 2'234.11 |
| | 911 Variation d'impôts | 51'016.00 | 2.278 | 76.03 | 106'747.90 | 4.571 | 159.09 |
| | 912 Partage d'impôts | 1'063.65 | 0.047 | 1.59 | 14'849.30 | 0.636 | 22.13 |
| | 915 Elimination d'impôts | 16'088.20 | 0.718 | 23.98 | 9'508.40 | 0.407 | 14.17 |
| | 920 Autres impôts | 940.00 | 0.042 | 1.40 | 100'860.65 | 4.319 | 150.31 |
| | 940 Fonds de péréquation | 0.00 | 0.000 | 0.00 | 211'464.00 | 9.056 | 315.15 |
| | Totaux | 2'239'933.05 | 100.00 | 3'338.20 | 2'335'142.09 | 100.00 | 3'480.09 |
| | Excédent de produit | 95'209.04 | | | | | |
| | | 2'335'142.09 | | | 2'335'142.09 | | |

BURE

INDICATEURS FINANCIERS 2009 – 2013

| | 2009 | 2010 | 2011 | 2012 | 2013 | Moyenne |
|---------------------------------------|------------|------------|------------|------------|------------|-------------------|
| Autofinancement (en fr.) | 241'325.00 | 163'037.00 | 212'901.11 | 126'764.99 | 372'366.68 | 223'278.96 |
| Degré d'autofinancement (%) | 80'441.67 | 20.42 | 73.43 | 129.13 | 49.37 | 16'142.80 |
| Capacité d'autofinancement (%) | 12.00 | 8.25 | 10.27 | 6.49 | 16.27 | 10.66 |



Une capacité d'autofinancement de :

- Moins de 10% est considéré comme mauvaise
- De 10% à 20% est considéré comme moyenne à bonne
- Plus de 20% est considéré comme très bonne

BONFOL
675 habitants

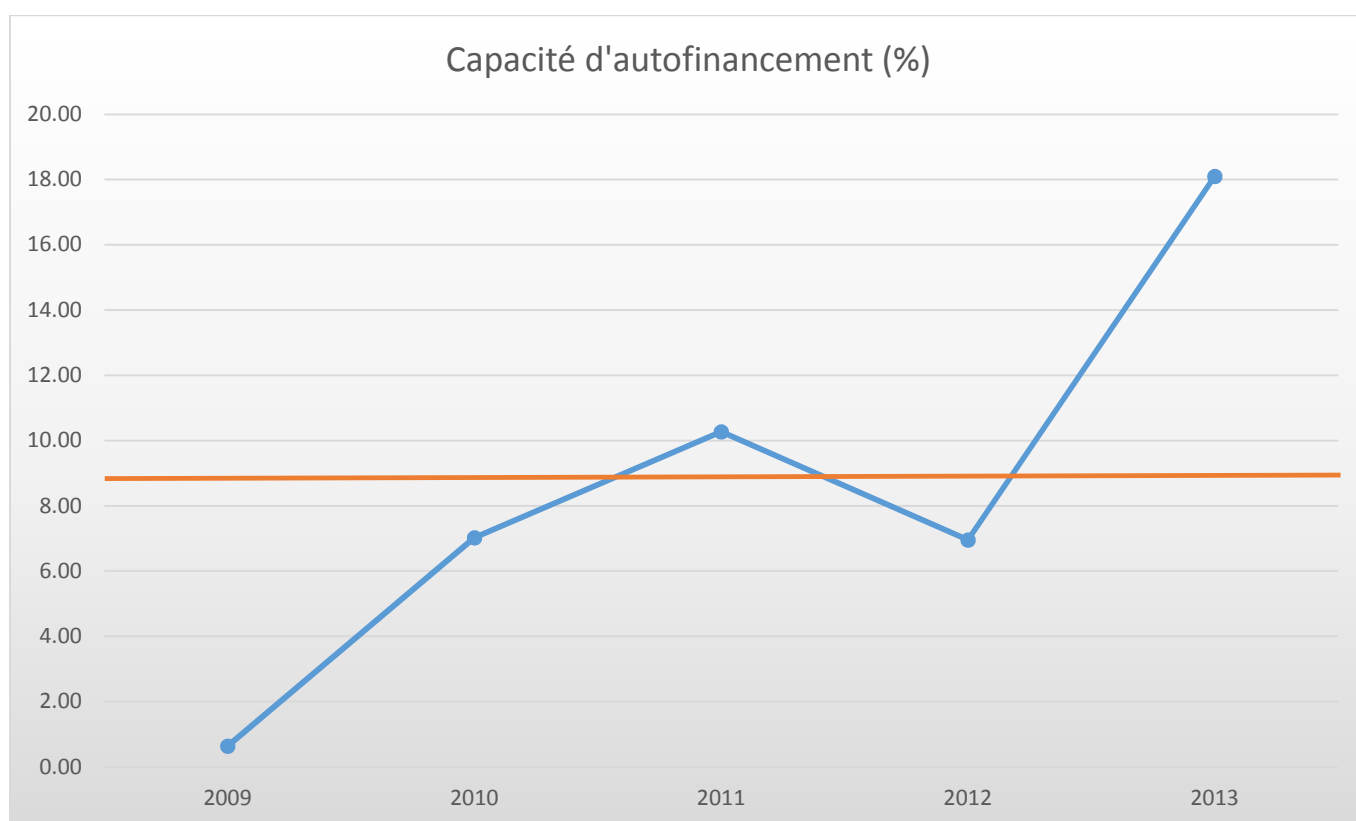
| Bonfol | | Charges | en % | Fr./hab. | Produits | en% | Fr./hab. |
|----------|-------------------------------------|---------------------|---------------|-----------------|-------------------|---------------|---------------|
| 1 | Autorité | 307'207.08 | 10.194 | 455.12 | 77'394.25 | 2.425 | 114.66 |
| 100 | Communes, votations, élections | 15'454.50 | 0.513 | 22.90 | 0.00 | 0.000 | 0.00 |
| 110 | Conseil général/de Ville | 0.00 | 0.000 | 0.00 | 0.00 | 0.000 | 0.00 |
| 111 | Conseil communal | 27'480.35 | 0.912 | 40.71 | 0.00 | 0.000 | 0.00 |
| 112 | Commissions | 8'001.15 | 0.265 | 11.85 | 0.00 | 0.000 | 0.00 |
| 115 | Personnel administratif | 139'021.35 | 4.613 | 205.96 | 29'600.00 | 0.927 | 43.85 |
| 116 | Charges du personnel | 54'495.22 | 1.808 | 80.73 | 27'416.45 | 0.859 | 40.62 |
| 130 | Frais administratifs | 62'754.51 | 2.082 | 92.97 | 17'394.80 | 0.545 | 25.77 |
| 170 | Emoluments | 0.00 | 0.000 | 0.00 | 2'983.00 | 0.093 | 4.42 |
| 2 | Travaux publics | 183'520.20 | 6.090 | 271.88 | 151'198.00 | 4.737 | 224.00 |
| 200 | Entretien des routes | 126'553.90 | 4.199 | 187.49 | 37'247.55 | 1.167 | 55.18 |
| 201 | Ouvrages collectifs | 0.00 | 0.000 | 0.00 | 50'000.00 | 1.567 | 74.07 |
| 205 | Eclairage public | 25'402.80 | 0.843 | 37.63 | 33'672.00 | 1.055 | 49.88 |
| 206 | Horloge publique | 130.70 | 0.004 | 0.19 | 0.00 | 0.000 | 0.00 |
| 210 | Cours d'eau | 1'179.70 | 0.039 | 1.75 | 0.00 | 0.000 | 0.00 |
| 230 | Cadastre | 29'584.10 | 0.982 | 43.83 | 30'278.45 | 0.949 | 44.86 |
| 240 | Aménagement du territoire | 669.00 | 0.022 | 0.99 | 0.00 | 0.000 | 0.00 |
| 3 | Affaire juridique, police | 2'147.00 | 0.071 | 3.18 | 0.00 | 0.000 | 0.00 |
| 310 | Police communale | 0.00 | 0.000 | 0.00 | 0.00 | 0.000 | 0.00 |
| 330 | Cantonement | 140.00 | 0.005 | 0.21 | 0.00 | 0.000 | 0.00 |
| 340 | Protection civile | 2'007.00 | 0.067 | 2.97 | 0.00 | 0.000 | 0.00 |
| 4 | Hygiène publique | 3'683.10 | 0.122 | 5.46 | 0.00 | 0.000 | 0.00 |
| 400 | Police des denrées | 0.00 | 0.000 | 0.00 | 0.00 | 0.000 | 0.00 |
| 410 | Police sanitaire | 3'683.10 | 0.122 | 5.46 | 0.00 | 0.000 | 0.00 |
| 415 | Arrondissement de sépulture | 0.00 | 0.000 | 0.00 | 0.00 | 0.000 | 0.00 |
| 5 | Instruction | 911'549.95 | 30.248 | 1'350.44 | 69'165.80 | 2.167 | 102.47 |
| 510 | Service de l'école/école primaire | 10'178.00 | 0.338 | 15.08 | 737.00 | 0.023 | 1.09 |
| 511 | Transport scolaire | 0.00 | 0.000 | 0.00 | 0.00 | 0.000 | 0.00 |
| 512 | Places de jeu/Halles de gym | 157'132.50 | 5.214 | 232.79 | 68'428.80 | 2.144 | 101.38 |
| 520 | Ecole secondaire | 62'685.55 | 2.080 | 92.87 | 0.00 | 0.000 | 0.00 |
| 530 | Colonie de vacances | 0.00 | 0.000 | 0.00 | 0.00 | 0.000 | 0.00 |
| 540 | Ecole ménagère | 0.00 | 0.000 | 0.00 | 0.00 | 0.000 | 0.00 |
| 570 | Ecole enfantine | 0.00 | 0.000 | 0.00 | 0.00 | 0.000 | 0.00 |
| 580 | Contr. écolage, piscine, biblio ... | 28'853.95 | 0.957 | 42.75 | 0.00 | 0.000 | 0.00 |
| 590 | Contribution pour instruction | 652'699.95 | 21.658 | 966.96 | 0.00 | 0.000 | 0.00 |
| 6 | Action social | 1'006'876.68 | 33.411 | 1'491.67 | 571'797.23 | 17.916 | 847.11 |
| 600 | Secours | 185'590.70 | 6.158 | 274.95 | 56'794.55 | 1.780 | 84.14 |
| 610 | Service dentaire | 1'613.40 | 0.054 | 2.39 | 0.00 | 0.000 | 0.00 |
| 620 | Autres institutions | 968.50 | 0.032 | 1.43 | 0.00 | 0.000 | 0.00 |
| 630 | Foyers communaux | 8'861.20 | 0.294 | 13.13 | 700.00 | 0.022 | 1.04 |
| 640 | Crèches, UAPE | 512'155.68 | 16.995 | 758.75 | 171'863.95 | 5.385 | 254.61 |
| 650 | Répartition des charges | 92'325.70 | 3.064 | 136.78 | 340'291.73 | 10.662 | 504.14 |
| 659 | AVS, off. logement, chômage etc | 202'861.50 | 6.731 | 300.54 | 2'147.00 | 0.067 | 3.18 |
| 665 | Contr. Institution publique | 2'500.00 | 0.083 | 3.70 | 0.00 | 0.000 | 0.00 |

| Bonfol | | | Charges | en % | Fr./hab. | Produits | en% | Fr./hab. |
|----------|-----|-----------------------------|---------------------|---------------|-----------------|---------------------|---------------|-----------------|
| 7 | | Economie publique | 24'024.60 | 0.797 | 35.59 | 0.00 | 0.000 | 0.00 |
| | 700 | Foires, marchés | 0.00 | 0.000 | 0.00 | 0.00 | 0.000 | 0.00 |
| | 710 | Tourisme | 13'032.60 | 0.432 | 19.31 | 0.00 | 0.000 | 0.00 |
| | 720 | Agriculture | 929.00 | 0.031 | 1.38 | 0.00 | 0.000 | 0.00 |
| | 740 | Développement économique | 10'063.00 | 0.334 | 14.91 | 0.00 | 0.000 | 0.00 |
| 8 | | Finances | 491'995.58 | 16.326 | 728.88 | 94'390.98 | 2.958 | 139.84 |
| | 810 | Intérêts courts termes | 228.15 | 0.008 | 0.34 | 0.00 | 0.000 | 0.00 |
| | 811 | Intérêts longs termes | 66'793.60 | 2.216 | 98.95 | 0.00 | 0.000 | 0.00 |
| | 820 | Amortissements | 400'059.28 | 13.275 | 592.68 | 0.00 | 0.000 | 0.00 |
| | 825 | Charges d'immeubles | 23'158.40 | 0.768 | 34.31 | 1'800.00 | 0.056 | 2.67 |
| | 826 | Pâturages | 0.00 | 0.000 | 0.00 | 0.00 | 0.000 | 0.00 |
| | 830 | Subvention et contribution | 1'200.00 | 0.040 | 1.78 | 0.00 | 0.000 | 0.00 |
| | 840 | Intérêts actifs | 556.15 | 0.018 | 0.82 | 26'715.68 | 0.837 | 39.58 |
| | 850 | Rendement des immeubles | 0.00 | 0.000 | 0.00 | 65'875.30 | 2.064 | 97.59 |
| | 855 | Provision, réserve, fonds | 0.00 | 0.000 | 0.00 | 0.00 | 0.000 | 0.00 |
| | 860 | Subventions | 0.00 | 0.000 | 0.00 | 0.00 | 0.000 | 0.00 |
| | 870 | Gains vente fortune | 0.00 | 0.000 | 0.00 | 0.00 | 0.000 | 0.00 |
| | 875 | Divers | 0.00 | 0.000 | 0.00 | 0.00 | 0.000 | 0.00 |
| 9 | | Imposition | 82'616.40 | 2.741 | 122.39 | 2'227'604.90 | 69.797 | 3'300.16 |
| | 910 | Impôts ordinaires | 0.00 | 0.000 | 0.00 | 1'648'303.95 | 51.646 | 2'441.93 |
| | 911 | Variation d'impôts | 36'940.70 | 1.226 | 54.73 | 263'799.90 | 8.266 | 390.81 |
| | 912 | Partage d'impôts | 8'381.75 | 0.278 | 12.42 | 27'823.80 | 0.872 | 41.22 |
| | 915 | Elimination d'impôts | 35'490.80 | 1.178 | 52.58 | 35'490.80 | 1.112 | 52.58 |
| | 920 | Autres impôts | 1'803.15 | 0.060 | 2.67 | 134'978.45 | 4.229 | 199.97 |
| | 940 | Fonds de péréquation | 0.00 | 0.000 | 0.00 | 117'208.00 | 3.672 | 173.64 |
| | | Totaux | 3'013'620.59 | 100.00 | 4'464.62 | 3'191'551.16 | 100.00 | 4'728.22 |
| | | Excédent de produits | 177'930.57 | | | | | |
| | | | 3'191'551.16 | | | 3'191'551.16 | | |

BONFOL

INDICATEURS FINANCIERS 2009 – 2013

| | 2009 | 2010 | 2011 | 2012 | 2013 | Moyenne |
|---------------------------------------|-----------|------------|------------|------------|------------|-------------------|
| Autofinancement (en fr.) | 15'423.00 | 184'223.61 | 212'901.11 | 192'074.00 | 577'989.85 | 236'522.31 |
| Degré d'autofinancement (%) | 0.00 | 292.27 | 73.43 | 0.00 | 421.33 | 157.41 |
| Capacité d'autofinancement (%) | 0.64 | 7.02 | 10.27 | 6.96 | 18.10 | 8.60 |



Une capacité d'autofinancement de :

- Moins de 10% est considéré comme mauvaise
- De 10% à 20% est considéré comme moyenne à bonne
- Plus de 20% est considéré comme très bonne

LAJOUX
683 habitants

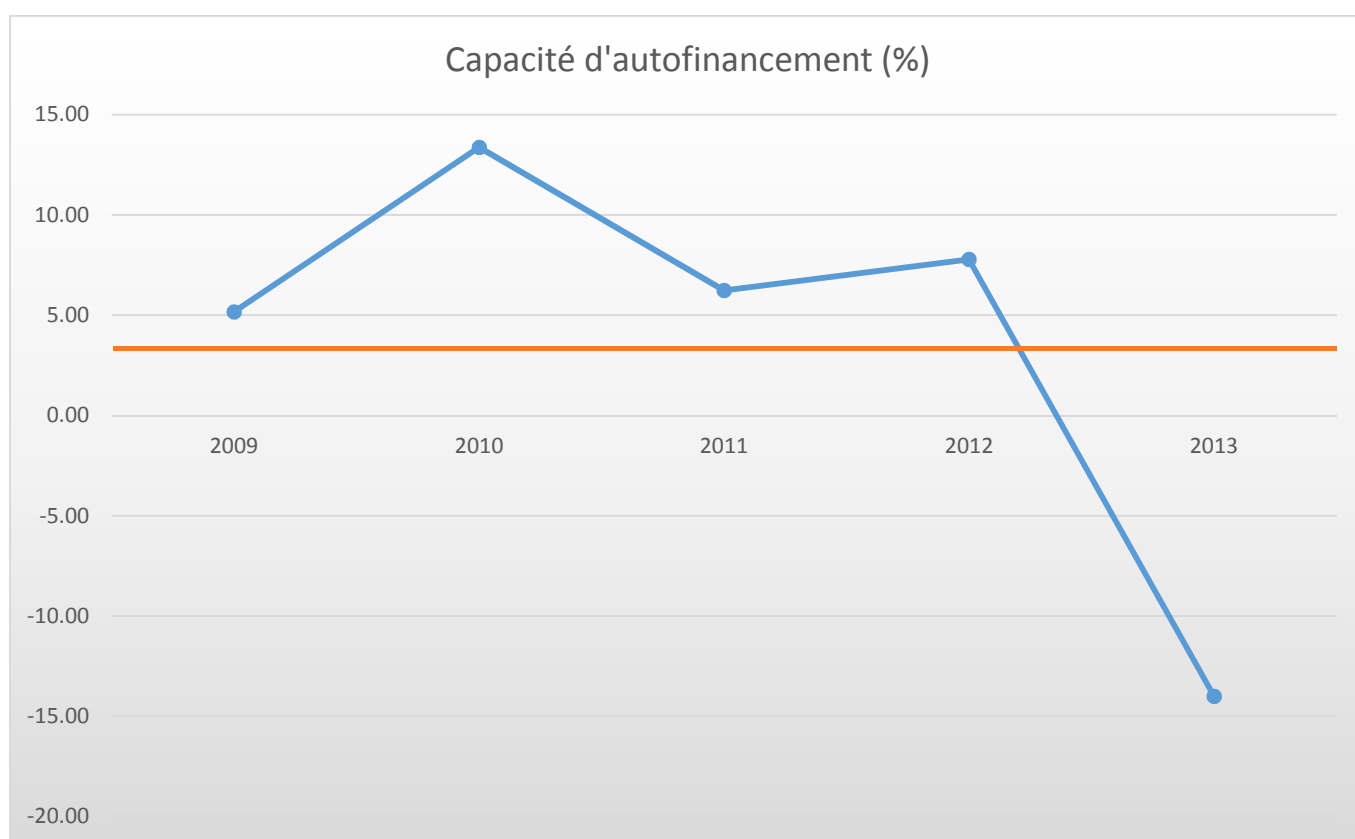
| Lajoux | | Charges | en % | Fr./hab. | Produits | en% | Fr./hab. |
|----------|-------------------------------------|---------------------|---------------|-----------------|-------------------|--------------|---------------|
| 1 | Autorité | 366'849.39 | 13.298 | 537.11 | 119'185.30 | 4.471 | 174.50 |
| 100 | Communes, votations, élections | 5'780.90 | 0.210 | 8.46 | 0.00 | 0.000 | 0.00 |
| 110 | Conseil général/de Ville | 0.00 | 0.000 | 0.00 | 0.00 | 0.000 | 0.00 |
| 111 | Conseil communal | 38'814.90 | 1.407 | 56.83 | 0.00 | 0.000 | 0.00 |
| 112 | Commissions | 1'567.50 | 0.057 | 2.30 | 0.00 | 0.000 | 0.00 |
| 115 | Personnel administratif | 133'520.15 | 4.840 | 195.49 | 30'270.00 | 1.135 | 44.32 |
| 116 | Charges du personnel | 128'619.05 | 4.662 | 188.31 | 79'769.50 | 2.992 | 116.79 |
| 130 | Frais administratifs | 58'146.89 | 2.108 | 85.13 | 2'118.65 | 0.079 | 3.10 |
| 170 | Emoluments | 400.00 | 0.014 | 0.59 | 7'027.15 | 0.264 | 10.29 |
| 2 | Travaux publics | 256'857.00 | 9.311 | 376.07 | 218'027.25 | 8.178 | 319.22 |
| 200 | Entretien des routes | 217'440.45 | 7.882 | 318.36 | 169'944.70 | 6.375 | 248.82 |
| 201 | Ouvrages collectifs | 2'557.75 | 0.093 | 3.74 | 0.00 | 0.000 | 0.00 |
| 205 | Eclairage public | 30'931.80 | 1.121 | 45.29 | 31'031.00 | 1.164 | 45.43 |
| 206 | Horloge publique | 0.00 | 0.000 | 0.00 | 0.00 | 0.000 | 0.00 |
| 210 | Cours d'eau | 0.00 | 0.000 | 0.00 | 0.00 | 0.000 | 0.00 |
| 230 | Cadastre | 5'927.00 | 0.215 | 8.68 | 13'933.85 | 0.523 | 20.40 |
| 240 | Aménagement du territoire | 0.00 | 0.000 | 0.00 | 3'117.70 | 0.117 | 4.56 |
| 3 | Affaire juridique, police | 3'160.00 | 0.115 | 4.63 | 2'040.00 | 0.077 | 2.99 |
| 310 | Police communale | 1'000.00 | 0.036 | 1.46 | 0.00 | 0.000 | 0.00 |
| 330 | Cantonement | 120.00 | 0.004 | 0.18 | 0.00 | 0.000 | 0.00 |
| 340 | Protection civile | 2'040.00 | 0.074 | 2.99 | 2'040.00 | 0.077 | 2.99 |
| 4 | Hygiène publique | 0.00 | 0.000 | 0.00 | 0.00 | 0.000 | 0.00 |
| 400 | Police des denrées | 0.00 | 0.000 | 0.00 | 0.00 | 0.000 | 0.00 |
| 410 | Police sanitaire | 0.00 | 0.000 | 0.00 | 0.00 | 0.000 | 0.00 |
| 415 | Arrondissement de sépulture | 0.00 | 0.000 | 0.00 | 0.00 | 0.000 | 0.00 |
| 5 | Instruction | 1'102'301.60 | 39.957 | 1'613.91 | 225'811.70 | 8.470 | 330.62 |
| 510 | Service de l'école/école primaire | 55'365.75 | 2.007 | 81.06 | 82'295.95 | 3.087 | 120.49 |
| 511 | Transport scolaire | 120'328.50 | 4.362 | 176.18 | 115'071.20 | 4.316 | 168.48 |
| 512 | Places de jeu/Halles de gym | 119'859.10 | 4.345 | 175.49 | 5'728.95 | 0.215 | 8.39 |
| 520 | Ecole secondaire | 325'266.80 | 11.791 | 476.23 | 18'285.60 | 0.686 | 26.77 |
| 530 | Colonie de vacances | 0.00 | 0.000 | 0.00 | 0.00 | 0.000 | 0.00 |
| 540 | Ecole ménagère | 509.80 | 0.018 | 0.75 | 2'720.00 | 0.102 | 3.98 |
| 570 | Ecole enfantine | 2'335.10 | 0.085 | 3.42 | 0.00 | 0.000 | 0.00 |
| 580 | Contr. écolage, piscine, biblio ... | 44'901.80 | 1.628 | 65.74 | 1'710.00 | 0.064 | 2.50 |
| 590 | Contribution pour instruction | 433'734.75 | 15.722 | 635.04 | 0.00 | 0.000 | 0.00 |
| 6 | Action social | 448'800.65 | 16.269 | 657.10 | 34'435.75 | 1.292 | 50.42 |
| 600 | Secours | 48'481.40 | 1.757 | 70.98 | 3'865.00 | 0.145 | 5.66 |
| 610 | Service dentaire | 6'936.70 | 0.251 | 10.16 | 0.00 | 0.000 | 0.00 |
| 620 | Autres institutions | 1'840.00 | 0.067 | 2.69 | 0.00 | 0.000 | 0.00 |
| 630 | Foyers communaux | 9'645.65 | 0.350 | 14.12 | 3'770.25 | 0.141 | 5.52 |
| 640 | Crèches, UAPE | 0.00 | 0.000 | 0.00 | 0.00 | 0.000 | 0.00 |
| 650 | Répartition des charges | 122'930.40 | 4.456 | 179.99 | 0.00 | 0.000 | 0.00 |
| 659 | AVS, off. logement, chômage etc | 256'046.50 | 9.281 | 374.89 | 26'800.50 | 1.005 | 39.24 |
| 665 | Contr. Institution publique | 2'920.00 | 0.106 | 4.28 | 0.00 | 0.000 | 0.00 |

| Lajoux | | | Charges | en % | Fr./hab. | Produits | en% | Fr./hab. |
|----------|-----|----------------------------|---------------------|---------------|-----------------|---------------------|---------------|-----------------|
| 7 | | Economie publique | 19'321.30 | 0.700 | 28.29 | 1'226.85 | 0.046 | 1.80 |
| | 700 | Foires, marchés | 1'065.95 | 0.039 | 1.56 | 585.00 | 0.022 | 0.86 |
| | 710 | Tourisme | 12'067.00 | 0.437 | 17.67 | 641.85 | 0.024 | 0.94 |
| | 720 | Agriculture | 6'188.35 | 0.224 | 9.06 | 0.00 | 0.000 | 0.00 |
| | 740 | Développement économique | 0.00 | 0.000 | 0.00 | 0.00 | 0.000 | 0.00 |
| 8 | | Finances | 342'915.44 | 12.430 | 502.07 | 545'194.78 | 20.450 | 798.24 |
| | 810 | Intérêts courts termes | 52'960.25 | 1.920 | 77.54 | 0.00 | 0.000 | 0.00 |
| | 811 | Intérêts longs termes | 50'281.25 | 1.823 | 73.62 | 31'159.40 | 1.169 | 45.62 |
| | 820 | Amortissement | 157'410.88 | 5.706 | 230.47 | 95'752.40 | 3.592 | 140.19 |
| | 825 | Charges d'immeubles | 44'546.71 | 1.615 | 65.22 | 7'680.80 | 0.288 | 11.25 |
| | 826 | Pâturages | 8'372.55 | 0.303 | 12.26 | 34'000.00 | 1.275 | 49.78 |
| | 830 | Subvention et contribution | 29'343.80 | 1.064 | 42.96 | 0.00 | 0.000 | 0.00 |
| | 840 | Intérêts actifs | 0.00 | 0.000 | 0.00 | 9'104.33 | 0.342 | 13.33 |
| | 850 | Rendement des immeubles | 0.00 | 0.000 | 0.00 | 108'108.65 | 4.055 | 158.28 |
| | 855 | Provision, réserve, fonds | 0.00 | 0.000 | 0.00 | 254'498.50 | 9.546 | 372.62 |
| | 860 | Subventions | 0.00 | 0.000 | 0.00 | 0.00 | 0.000 | 0.00 |
| | 870 | Gains vente fortune | 0.00 | 0.000 | 0.00 | 4'890.70 | 0.183 | 7.16 |
| | 875 | Divers | 0.00 | 0.000 | 0.00 | 0.00 | 0.000 | 0.00 |
| 9 | | Imposition | 218'501.50 | 7.920 | 319.91 | 1'520'033.40 | 57.016 | 2'225.52 |
| | 910 | Impôts ordinaires | 9.00 | 0.000 | 0.01 | 1'406'871.45 | 52.772 | 2'059.84 |
| | 911 | Variation d'impôts | 201'011.90 | 7.286 | 294.31 | 65'495.30 | 2.457 | 95.89 |
| | 912 | Partage d'impôts | 717.20 | 0.026 | 1.05 | 10'894.60 | 0.409 | 15.95 |
| | 915 | Elimination d'impôts | 15'983.40 | 0.579 | 23.40 | 0.00 | 0.000 | 0.00 |
| | 920 | Autres impôts | 780.00 | 0.028 | 1.14 | 36'772.05 | 1.379 | 53.84 |
| | 940 | Fonds de péréquation | 0.00 | 0.000 | 0.00 | 0.00 | 0.000 | 0.00 |
| | | Totaux | 2'758'706.88 | 100.00 | 4'039.10 | 2'665'955.03 | 100.00 | 3'903.30 |
| | | Excédent de charges | | | | 92'751.85 | | |
| | | | 2'758'706.88 | | | 2'758'706.88 | | |

LAJOUX

INDICATEURS FINANCIERS 2009 – 2013

| | 2009 | 2010 | 2011 | 2012 | 2013 | Moyenne |
|---------------------------------------|------------|------------|------------|------------|-------------|-------------------|
| Autofinancement (en fr.) | 115'485.33 | 330'412.77 | 165'126.23 | 202'340.14 | -308'010.02 | 101'070.89 |
| Degré d'autofinancement (%) | 0.00 | 0.00 | 283.75 | 1'064.95 | 0.00 | 269.74 |
| Capacité d'autofinancement (%) | 5.17 | 13.37 | 6.24 | 7.79 | -14.01 | 3.71 |



Une capacité d'autofinancement de :

- Moins de 10% est considéré comme mauvaise
- De 10% à 20% est considéré comme moyenne à bonne
- Plus de 20% est considéré comme très bonne

COEUVES
700 habitants

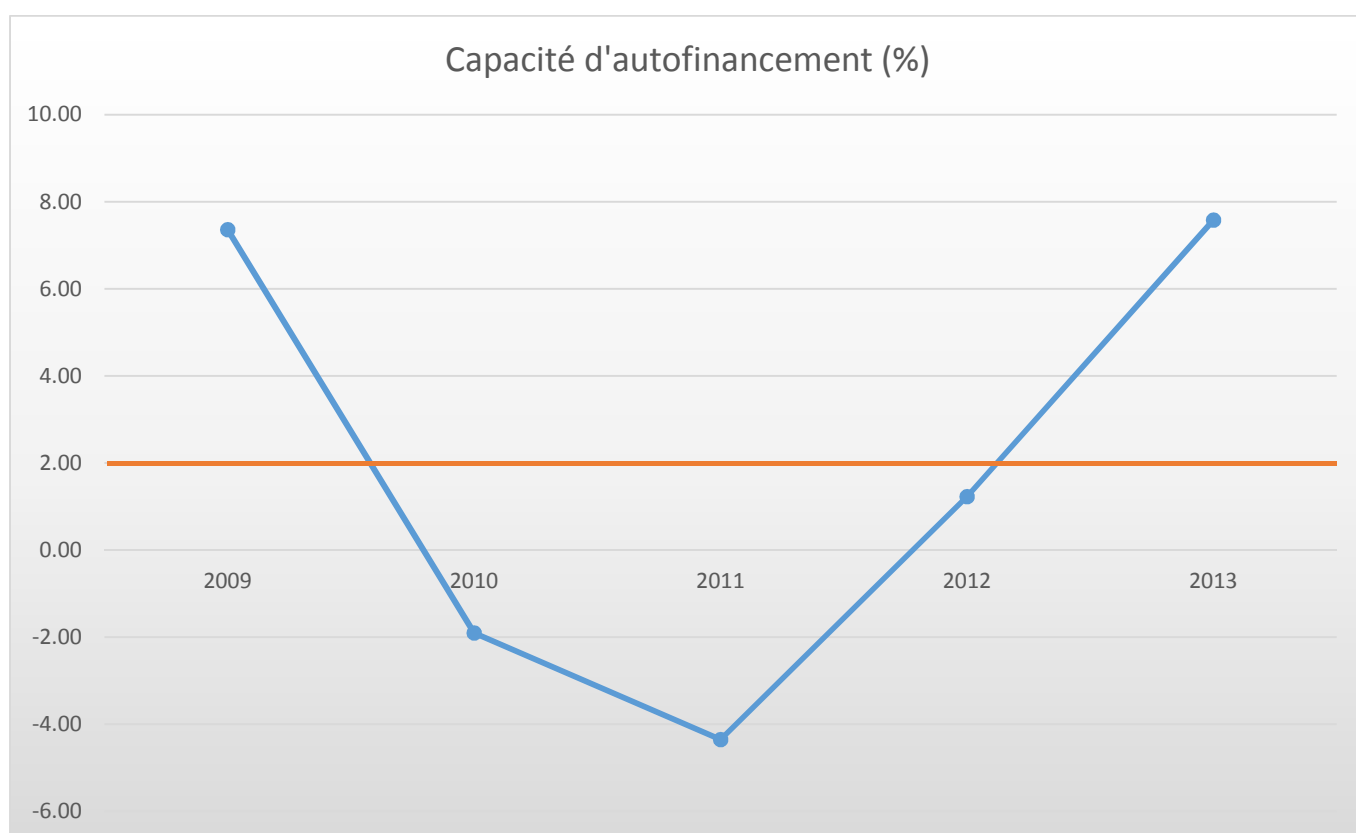
| Coeuve | | Charges | en % | Fr./hab. | Produits | en% | Fr./hab. |
|----------|-------------------------------------|-------------------|---------------|-----------------|-------------------|---------------|---------------|
| 1 | Autorité | 348'627.18 | 13.681 | 498.04 | 59'858.65 | 2.505 | 85.51 |
| 100 | Communes, votations, élections | 453.20 | 0.018 | 0.65 | 0.00 | 0.000 | 0.00 |
| 110 | Conseil général/de Ville | 0.00 | 0.000 | 0.00 | 0.00 | 0.000 | 0.00 |
| 111 | Conseil communal | 31'837.90 | 1.249 | 45.48 | 0.00 | 0.000 | 0.00 |
| 112 | Commissions | 13'233.70 | 0.519 | 18.91 | 4'964.70 | 0.208 | 7.09 |
| 115 | Personnel administratif | 111'215.00 | 4.364 | 158.88 | 3'500.00 | 0.146 | 5.00 |
| 116 | Charges du personnel | 111'545.40 | 4.377 | 159.35 | 42'457.30 | 1.777 | 60.65 |
| 130 | Frais administratifs | 80'341.98 | 3.153 | 114.77 | 3'361.90 | 0.141 | 4.80 |
| 170 | Emoluments | 0.00 | 0.000 | 0.00 | 5'574.75 | 0.233 | 7.96 |
| 2 | Travaux publics | 381'838.18 | 14.984 | 545.48 | 285'122.55 | 11.930 | 407.32 |
| 200 | Entretien des routes | 125'740.08 | 4.934 | 179.63 | 35'047.05 | 1.466 | 50.07 |
| 201 | Ouvrages collectifs | 194'452.70 | 7.631 | 277.79 | 194'452.70 | 8.136 | 277.79 |
| 205 | Eclairage public | 24'098.90 | 0.946 | 34.43 | 27'676.00 | 1.158 | 39.54 |
| 206 | Horloge publique | 0.00 | 0.000 | 0.00 | 0.00 | 0.000 | 0.00 |
| 210 | Cours d'eau | 1'423.25 | 0.056 | 2.03 | 0.00 | 0.000 | 0.00 |
| 230 | Cadastre | 36'123.25 | 1.418 | 51.60 | 27'946.80 | 1.169 | 39.92 |
| 240 | Aménagement du territoire | 0.00 | 0.000 | 0.00 | 0.00 | 0.000 | 0.00 |
| 3 | Affaire juridique, police | 3'113.45 | 0.122 | 4.45 | 5'029.10 | 0.210 | 7.18 |
| 310 | Police communale | 0.00 | 0.000 | 0.00 | 0.00 | 0.000 | 0.00 |
| 330 | Cantonement | 150.00 | 0.006 | 0.21 | 0.00 | 0.000 | 0.00 |
| 340 | Protection civile | 2'963.45 | 0.116 | 4.23 | 5'029.10 | 0.210 | 7.18 |
| 4 | Hygiène publique | 0.00 | 0.000 | 0.00 | 0.00 | 0.000 | 0.00 |
| 400 | Police des denrées | 0.00 | 0.000 | 0.00 | 0.00 | 0.000 | 0.00 |
| 410 | Police sanitaire | 0.00 | 0.000 | 0.00 | 0.00 | 0.000 | 0.00 |
| 415 | Arrondissement de sépulture | 0.00 | 0.000 | 0.00 | 0.00 | 0.000 | 0.00 |
| 5 | Instruction | 942'243.45 | 36.976 | 1'346.06 | 27'646.15 | 1.157 | 39.49 |
| 510 | Service de l'école/école primaire | 60'755.30 | 2.384 | 86.79 | 17'555.50 | 0.735 | 25.08 |
| 511 | Transport scolaire | 2'268.00 | 0.089 | 3.24 | 0.00 | 0.000 | 0.00 |
| 512 | Places de jeu/Halles de gym | 116'314.60 | 4.564 | 166.16 | 10'090.65 | 0.422 | 14.42 |
| 520 | Ecole secondaire | 66'615.65 | 2.614 | 95.17 | 0.00 | 0.000 | 0.00 |
| 530 | Colonie de vacance | 0.00 | 0.000 | 0.00 | 0.00 | 0.000 | 0.00 |
| 540 | Ecole ménagère | 0.00 | 0.000 | 0.00 | 0.00 | 0.000 | 0.00 |
| 570 | Ecole enfantine | 4'499.80 | 0.177 | 6.43 | 0.00 | 0.000 | 0.00 |
| 580 | Contr. écolage, piscine, biblio ... | 22'375.00 | 0.878 | 31.96 | 0.00 | 0.000 | 0.00 |
| 590 | Contribution pour instruction | 669'415.10 | 26.269 | 956.31 | 0.00 | 0.000 | 0.00 |
| 6 | Action social | 469'775.95 | 18.435 | 671.11 | 35'817.35 | 1.499 | 51.17 |
| 600 | Secours | 9'542.55 | 0.374 | 13.63 | 33'626.35 | 1.407 | 48.04 |
| 610 | Service dentaire | 1'892.70 | 0.074 | 2.70 | 0.00 | 0.000 | 0.00 |
| 620 | Autres institutions | 0.00 | 0.000 | 0.00 | 0.00 | 0.000 | 0.00 |
| 630 | Foyers communaux | 2'839.50 | 0.111 | 4.06 | 0.00 | 0.000 | 0.00 |
| 640 | Crèches, UAPE | 168'884.60 | 6.627 | 241.26 | 0.00 | 0.000 | 0.00 |
| 650 | Répartition des charges | 89'032.10 | 3.494 | 127.19 | 0.00 | 0.000 | 0.00 |
| 659 | AVS, off. logement, chômage etc | 197'584.50 | 7.754 | 282.26 | 2'191.00 | 0.092 | 3.13 |
| 665 | Contr. Institution publique | 0.00 | 0.000 | 0.00 | 0.00 | 0.000 | 0.00 |

| Coeuve | | Charges | en % | Fr./hab. | Produits | en% | Fr./hab. |
|----------|--------------------------------|---------------------|---------------|-----------------|---------------------|---------------|-----------------|
| 7 | Economie publique | 18'969.29 | 0.744 | 27.10 | 0.00 | 0.000 | 0.00 |
| | 700 Foires, marchés | 5'299.35 | 0.208 | 7.57 | 0.00 | 0.000 | 0.00 |
| | 710 Tourisme | 12'719.94 | 0.499 | 18.17 | 0.00 | 0.000 | 0.00 |
| | 720 Agriculture | 950.00 | 0.037 | 1.36 | 0.00 | 0.000 | 0.00 |
| | 740 Développement économique | 0.00 | 0.000 | 0.00 | 0.00 | 0.000 | 0.00 |
| 8 | Finances | 314'054.80 | 12.324 | 448.65 | 104'835.81 | 4.387 | 149.77 |
| | 810 Intérêts courts termes | 16'776.45 | 0.658 | 23.97 | 0.00 | 0.000 | 0.00 |
| | 811 Intérêts longs termes | 86'498.20 | 3.394 | 123.57 | 5'003.00 | 0.209 | 7.15 |
| | 820 Amortissements | 140'177.50 | 5.501 | 200.25 | 7'000.00 | 0.293 | 10.00 |
| | 825 Charges d'immeubles | 10'709.10 | 0.420 | 15.30 | 956.95 | 0.040 | 1.37 |
| | 826 Pâturages | 0.00 | 0.000 | 0.00 | 0.00 | 0.000 | 0.00 |
| | 830 Subvention et contribution | 59'304.00 | 2.327 | 84.72 | 0.00 | 0.000 | 0.00 |
| | 840 Intérêts actifs | 589.55 | 0.023 | 0.84 | 35'196.42 | 1.473 | 50.28 |
| | 850 Rendement des immeubles | 0.00 | 0.000 | 0.00 | 56'679.44 | 2.372 | 80.97 |
| | 855 Provision, réserve, fonds | 0.00 | 0.000 | 0.00 | 0.00 | 0.000 | 0.00 |
| | 860 Subventions | 0.00 | 0.000 | 0.00 | 0.00 | 0.000 | 0.00 |
| | 870 Gains vente fortune | 0.00 | 0.000 | 0.00 | 0.00 | 0.000 | 0.00 |
| | 875 Divers | 0.00 | 0.000 | 0.00 | 0.00 | 0.000 | 0.00 |
| 9 | Imposition | 69'658.90 | 2.734 | 99.51 | 1'871'588.60 | 78.312 | 2'673.70 |
| | 910 Impôts ordinaires | 0.00 | 0.000 | 0.00 | 1'410'404.75 | 59.015 | 2'014.86 |
| | 911 Variation d'impôts | 40'154.90 | 1.576 | 57.36 | 81'663.95 | 3.417 | 116.66 |
| | 912 Partage d'impôts | 6'010.60 | 0.236 | 8.59 | 9'794.80 | 0.410 | 13.99 |
| | 915 Elimination d'impôts | 22'463.40 | 0.882 | 32.09 | 11'167.95 | 0.467 | 15.95 |
| | 920 Autres impôts | 1'030.00 | 0.040 | 1.47 | 56'421.15 | 2.361 | 80.60 |
| | 940 Fonds de péréquation | 0.00 | 0.000 | 0.00 | 302'136.00 | 12.642 | 431.62 |
| | Totaux | 2'548'281.20 | 100.00 | 3'640.40 | 2'389'898.21 | 100.00 | 3'414.14 |
| | Excédent de charges | | | | 158'382.99 | | |
| | | 2'548'281.20 | | | 2'548'281.20 | | |

COEUVE

INDICATEURS FINANCIERS 2009 – 2013

| | 2009 | 2010 | 2011 | 2012 | 2013 | Moyenne |
|---------------------------------------|------------|------------|------------|-----------|------------|------------------|
| Autofinancement (en fr.) | 150'515.93 | -33'391.95 | -73'214.00 | 28'826.30 | 173'771.96 | 49'301.65 |
| Degré d'autofinancement (%) | 132.48 | 0.00 | 0.00 | 0.00 | 16.30 | 29.76 |
| Capacité d'autofinancement (%) | 7.36 | -1.90 | -4.35 | 1.23 | 7.58 | 1.98 |



Une capacité d'autofinancement de :

- Moins de 10% est considéré comme mauvaise
- De 10% à 20% est considéré comme moyenne à bonne
- Plus de 20% est considéré comme très bonne

COURTEDOUX

748 habitants

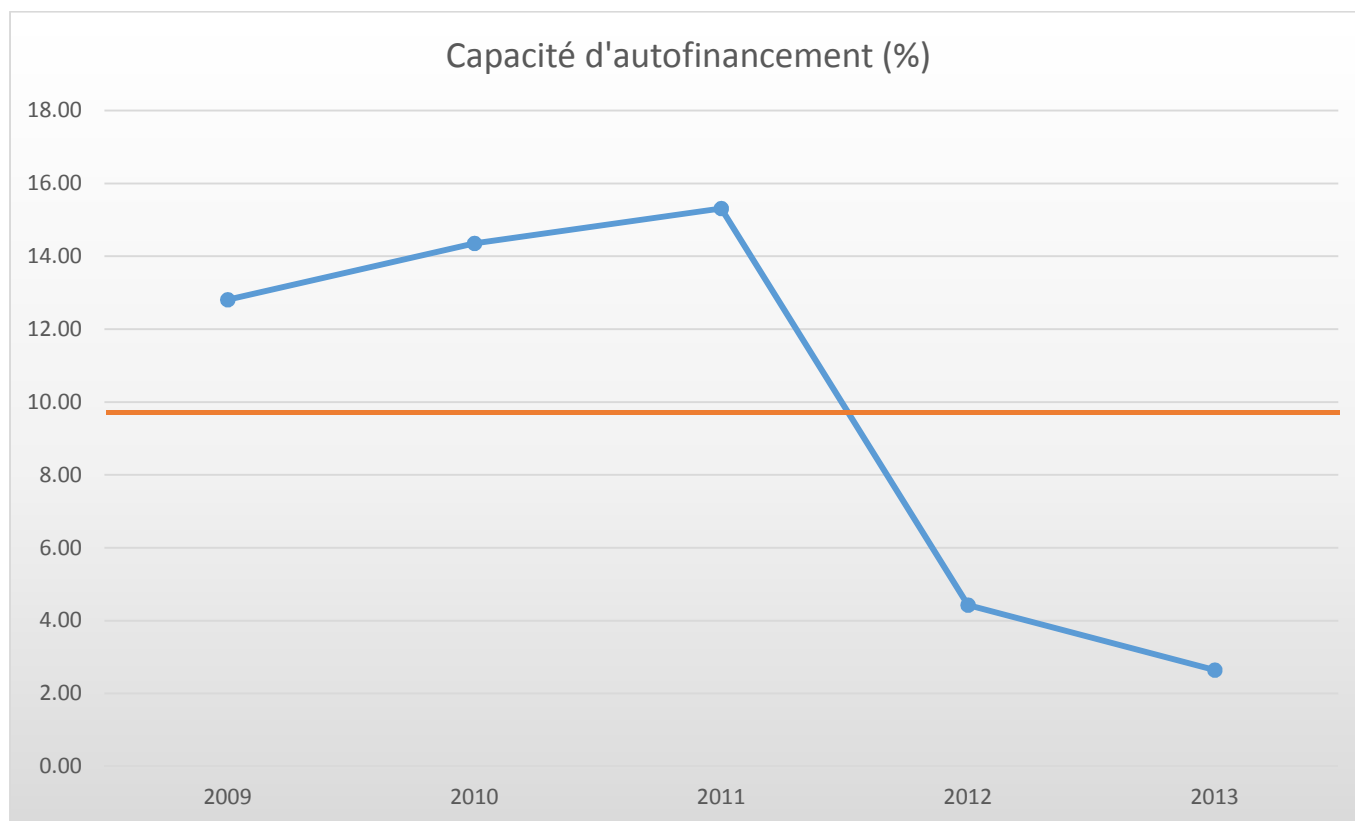
| Courtedoux | | Charges | en % | Fr./hab. | Produits | en% | Fr./hab. |
|------------|-------------------------------------|-------------------|---------------|-----------------|------------------|--------------|--------------|
| 1 | Autorité | 296'643.05 | 11.571 | 396.58 | 21'775.50 | 0.875 | 29.11 |
| 100 | Communes, votations, élections | 1'564.80 | 0.061 | 2.09 | 0.00 | 0.000 | 0.00 |
| 110 | Conseil général/de Ville | 0.00 | 0.000 | 0.00 | 0.00 | 0.000 | 0.00 |
| 111 | Conseil communal | 40'157.95 | 1.566 | 53.69 | 0.00 | 0.000 | 0.00 |
| 112 | Commissions | 3'745.70 | 0.146 | 5.01 | 0.00 | 0.000 | 0.00 |
| 115 | Personnel administratif | 132'439.70 | 5.166 | 177.06 | 7'000.00 | 0.281 | 9.36 |
| 116 | Charges du personnel | 52'443.50 | 2.046 | 70.11 | 53.50 | 0.002 | 0.07 |
| 130 | Frais administratifs | 66'291.40 | 2.586 | 88.62 | 12'236.00 | 0.491 | 16.36 |
| 170 | Emoluments | 0.00 | 0.000 | 0.00 | 2'486.00 | 0.100 | 3.32 |
| 2 | Travaux publics | 185'903.88 | 7.251 | 248.53 | 62'162.65 | 2.497 | 83.11 |
| 200 | Entretien des routes | 131'719.28 | 5.138 | 176.10 | 5'200.80 | 0.209 | 6.95 |
| 201 | Ouvrages collectifs | 0.00 | 0.000 | 0.00 | 0.00 | 0.000 | 0.00 |
| 205 | Eclairage public | 21'534.60 | 0.840 | 28.79 | 32'070.00 | 1.288 | 42.87 |
| 206 | Horloge publique | 400.00 | 0.016 | 0.53 | 0.00 | 0.000 | 0.00 |
| 210 | Cours d'eau | 0.00 | 0.000 | 0.00 | 0.00 | 0.000 | 0.00 |
| 230 | Cadastre | 22'574.20 | 0.881 | 30.18 | 24'891.85 | 1.000 | 33.28 |
| 240 | Aménagement du territoire | 9'675.80 | 0.377 | 12.94 | 0.00 | 0.000 | 0.00 |
| 3 | Affaire juridique, police | 3'467.60 | 0.135 | 4.64 | 2'270.00 | 0.091 | 3.03 |
| 310 | Police communale | 0.00 | 0.000 | 0.00 | 0.00 | 0.000 | 0.00 |
| 330 | Cantonement | 1'080.00 | 0.042 | 1.44 | 0.00 | 0.000 | 0.00 |
| 340 | Protection civile | 2'387.60 | 0.093 | 3.19 | 2'270.00 | 0.091 | 3.03 |
| 4 | Hygiène publique | 6'360.25 | 0.248 | 8.50 | 0.00 | 0.000 | 0.00 |
| 400 | Police des denrées | 2'933.80 | 0.114 | 3.92 | 0.00 | 0.000 | 0.00 |
| 410 | Police sanitaire | 3'426.45 | 0.134 | 4.58 | 0.00 | 0.000 | 0.00 |
| 415 | Arrondissement de sépulture | 0.00 | 0.000 | 0.00 | 0.00 | 0.000 | 0.00 |
| 5 | Instruction | 992'682.60 | 38.720 | 1'327.12 | 18'940.70 | 0.761 | 25.32 |
| 510 | Service de l'école/école primaire | 35'208.35 | 1.373 | 47.07 | 2'017.00 | 0.081 | 2.70 |
| 511 | Transport scolaire | 0.00 | 0.000 | 0.00 | 0.00 | 0.000 | 0.00 |
| 512 | Places de jeu/Halles de gym | 104'690.75 | 4.084 | 139.96 | 16'923.70 | 0.680 | 22.63 |
| 520 | Ecole secondaire | 93'248.90 | 3.637 | 124.66 | 0.00 | 0.000 | 0.00 |
| 530 | Colonie de vacances | 0.00 | 0.000 | 0.00 | 0.00 | 0.000 | 0.00 |
| 540 | Ecole ménagère | 0.00 | 0.000 | 0.00 | 0.00 | 0.000 | 0.00 |
| 570 | Ecole enfantine | 0.00 | 0.000 | 0.00 | 0.00 | 0.000 | 0.00 |
| 580 | Contr. Écolage, piscine, biblio ... | 37'563.80 | 1.465 | 50.22 | 0.00 | 0.000 | 0.00 |
| 590 | Contribution pour instruction | 721'970.80 | 28.161 | 965.20 | 0.00 | 0.000 | 0.00 |
| 6 | Action social | 485'549.65 | 18.939 | 649.13 | 69'872.90 | 2.806 | 93.41 |
| 600 | Secours | 66'918.80 | 2.610 | 89.46 | 65'952.90 | 2.649 | 88.17 |
| 610 | Service dentaire | 1'488.20 | 0.058 | 1.99 | 0.00 | 0.000 | 0.00 |
| 620 | Autres institutions | 369.00 | 0.014 | 0.49 | 0.00 | 0.000 | 0.00 |
| 630 | Foyers communaux | 10'121.70 | 0.395 | 13.53 | 1'675.00 | 0.067 | 2.24 |
| 640 | Crèches, UAPE | 0.00 | 0.000 | 0.00 | 0.00 | 0.000 | 0.00 |
| 650 | Répartition des charges | 205'407.45 | 8.012 | 274.61 | 0.00 | 0.000 | 0.00 |
| 659 | AVS, off. logement, chômage etc | 201'244.50 | 7.850 | 269.04 | 2'245.00 | 0.090 | 3.00 |
| 665 | Contr. Institution publique | 0.00 | 0.000 | 0.00 | 0.00 | 0.000 | 0.00 |

| Courtedoux | | | Charges | en % | Fr./hab. | Produits | en% | Fr./hab. |
|------------|-----|----------------------------|---------------------|---------------|-----------------|---------------------|---------------|-----------------|
| 7 | | Economie publique | 10'423.00 | 0.407 | 13.93 | 0.00 | 0.000 | 0.00 |
| | 700 | Foires, marchés | 0.00 | 0.000 | 0.00 | 0.00 | 0.000 | 0.00 |
| | 710 | Tourisme | 9'853.00 | 0.384 | 13.17 | 0.00 | 0.000 | 0.00 |
| | 720 | Agriculture | 570.00 | 0.022 | 0.76 | 0.00 | 0.000 | 0.00 |
| | 740 | Développement économique | 0.00 | 0.000 | 0.00 | 0.00 | 0.000 | 0.00 |
| 8 | | Finances | 279'750.94 | 10.912 | 374.00 | 73'097.76 | 2.936 | 97.72 |
| | 810 | Intérêts courts termes | 0.00 | 0.000 | 0.00 | 0.00 | 0.000 | 0.00 |
| | 811 | Intérêts longs termes | 95'536.15 | 3.726 | 127.72 | 0.00 | 0.000 | 0.00 |
| | 820 | Amortissements | 138'596.23 | 5.406 | 185.29 | 0.00 | 0.000 | 0.00 |
| | 825 | Charges d'immeubles | 20'831.65 | 0.813 | 27.85 | 0.00 | 0.000 | 0.00 |
| | 826 | Pâturages | 0.00 | 0.000 | 0.00 | 0.00 | 0.000 | 0.00 |
| | 830 | Subvention et contribution | 2'414.00 | 0.094 | 3.23 | 0.00 | 0.000 | 0.00 |
| | 840 | Intérêts actifs | 0.00 | 0.000 | 0.00 | 23'385.91 | 0.939 | 31.26 |
| | 850 | Rendement des immeubles | 22'372.91 | 0.873 | 29.91 | 49'711.85 | 1.997 | 66.46 |
| | 855 | Provision, réserve, fonds | 0.00 | 0.000 | 0.00 | 0.00 | 0.000 | 0.00 |
| | 860 | Subventions | 0.00 | 0.000 | 0.00 | 0.00 | 0.000 | 0.00 |
| | 870 | Gains vente fortune | 0.00 | 0.000 | 0.00 | 0.00 | 0.000 | 0.00 |
| | 875 | Divers | 0.00 | 0.000 | 0.00 | 0.00 | 0.000 | 0.00 |
| 9 | | Imposition | 302'962.50 | 11.817 | 405.03 | 2'241'575.65 | 90.034 | 2'996.76 |
| | 910 | Impôts ordinaires | 2'097.65 | 0.082 | 2.80 | 2'058'578.20 | 82.684 | 2'752.11 |
| | 911 | Variation d'impôts | 42'557.75 | 1.660 | 56.90 | 126'882.80 | 5.096 | 169.63 |
| | 912 | Partage d'impôts | 190'982.60 | 7.449 | 255.32 | 12'795.60 | 0.514 | 17.11 |
| | 915 | Elimination d'impôts | 21'200.50 | 0.827 | 28.34 | 0.00 | 0.000 | 0.00 |
| | 920 | Autres impôts | 720.00 | 0.028 | 0.96 | 43'319.05 | 1.740 | 57.91 |
| | 940 | Fonds de péréquation | 45'404.00 | 1.771 | 60.70 | 0.00 | 0.000 | 0.00 |
| | | Totaux | 2'563'743.47 | 100.00 | 3'427.46 | 2'489'695.16 | 100.00 | 3'328.47 |
| | | Excédent de charges | | | | 74'048.31 | | |
| | | | 2'563'743.47 | | | 2'563'743.47 | | |

COURTEDOUX

INDICATEURS FINANCIERS 2009 – 2013

| | 2009 | 2010 | 2011 | 2012 | 2013 | Moyenne |
|---------------------------------------|------------|------------|------------|------------|-----------|-------------------|
| Autofinancement (en fr.) | 311'281.23 | 383'144.09 | 439'128.78 | 103'140.73 | 65'248.00 | 260'388.57 |
| Degré d'autofinancement (%) | 0.00 | 877.22 | 759.12 | 32.26 | 0.00 | 333.72 |
| Capacité d'autofinancement (%) | 12.81 | 14.35 | 15.31 | 4.43 | 2.64 | 9.91 |



Une capacité d'autofinancement de :

- Moins de 10% est considéré comme mauvaise
- De 10% à 20% est considéré comme moyenne à bonne
- Plus de 20% est considéré comme très bonne

BOECOURT
893 habitants

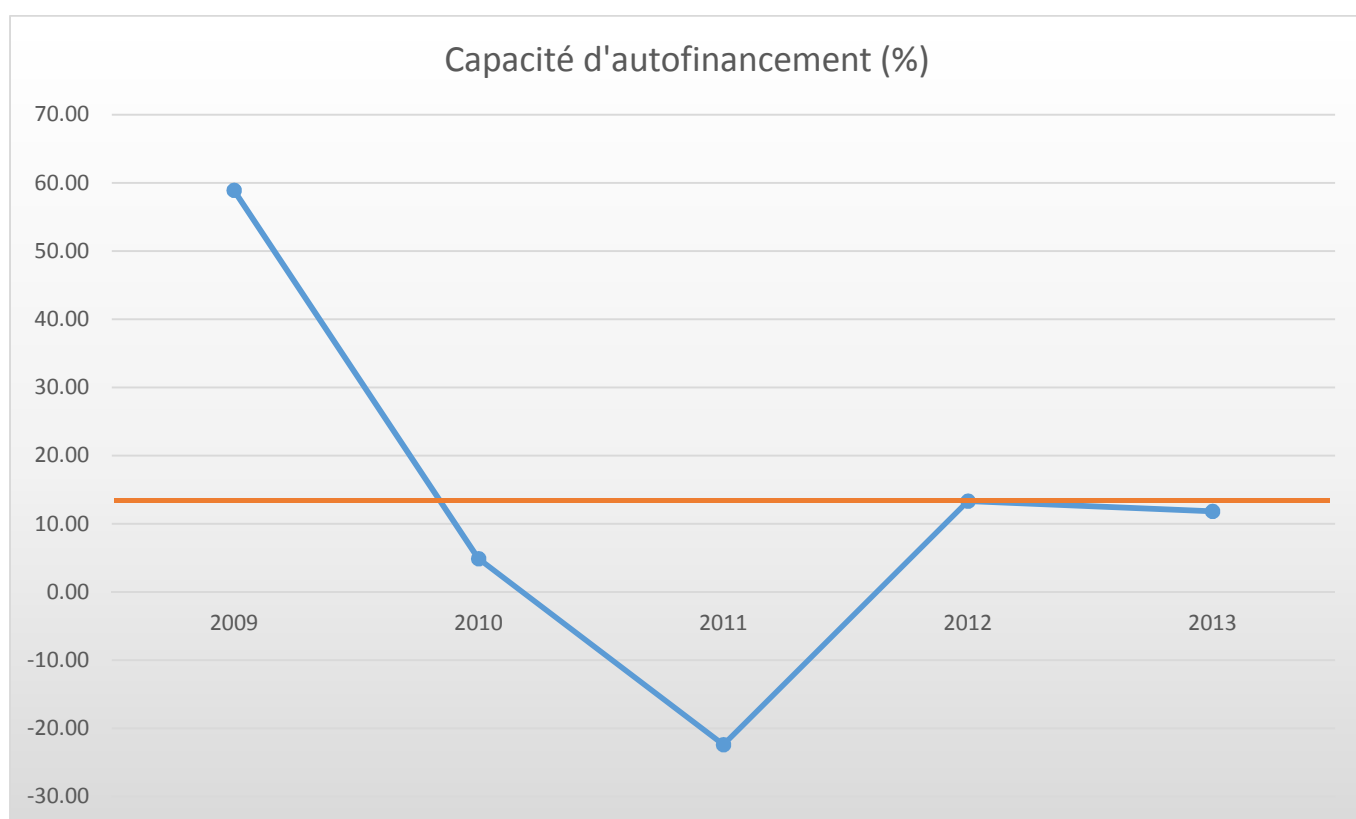
| Boécourt | | Charges | en % | Fr./hab. | Produits | en% | Fr./hab. |
|----------|-------------------------------------|---------------------|---------------|-----------------|------------------|--------------|---------------|
| 1 | Autorité | 329'114.74 | 11.073 | 368.55 | 99'113.45 | 3.286 | 110.99 |
| 100 | Communes, votations, élections | 1'181.20 | 0.040 | 1.32 | 0.00 | 0.000 | 0.00 |
| 110 | Conseil général/de Ville | 0.00 | 0.000 | 0.00 | 0.00 | 0.000 | 0.00 |
| 111 | Conseil communal | 30'768.30 | 1.035 | 34.45 | 0.00 | 0.000 | 0.00 |
| 112 | Commissions | 4'918.70 | 0.165 | 5.51 | 0.00 | 0.000 | 0.00 |
| 115 | Personnel administratif | 128'745.70 | 4.332 | 144.17 | 10'500.00 | 0.348 | 11.76 |
| 116 | Charges du personnel | 113'939.75 | 3.834 | 127.59 | 78'996.65 | 2.619 | 88.46 |
| 130 | Frais administratifs | 49'561.09 | 1.668 | 55.50 | 1'216.25 | 0.040 | 1.36 |
| 170 | Emoluments | 0.00 | 0.000 | 0.00 | 8'400.55 | 0.279 | 9.41 |
| 2 | Travaux publics | 269'464.45 | 9.066 | 301.75 | 98'641.30 | 3.270 | 110.46 |
| 200 | Entretien des routes | 209'388.50 | 7.045 | 234.48 | 29'160.30 | 0.967 | 32.65 |
| 201 | Ouvrages collectifs | 16'988.00 | 0.572 | 19.02 | 16'988.00 | 0.563 | 19.02 |
| 205 | Eclairage public | 35'935.50 | 1.209 | 40.24 | 34'493.00 | 1.144 | 38.63 |
| 206 | Horloge publique | 0.00 | 0.000 | 0.00 | 0.00 | 0.000 | 0.00 |
| 210 | Cours d'eau | 0.00 | 0.000 | 0.00 | 0.00 | 0.000 | 0.00 |
| 230 | Cadastre | 4'992.45 | 0.168 | 5.59 | 18'000.00 | 0.597 | 20.16 |
| 240 | Aménagement du territoire | 2'160.00 | 0.073 | 2.42 | 0.00 | 0.000 | 0.00 |
| 3 | Affaire juridique, police | 9'630.45 | 0.324 | 10.78 | 7'565.40 | 0.251 | 8.47 |
| 310 | Police communale | 0.00 | 0.000 | 0.00 | 311.00 | 0.010 | 0.35 |
| 330 | Cantonement | 0.00 | 0.000 | 0.00 | 0.00 | 0.000 | 0.00 |
| 340 | Protection civile | 9'630.45 | 0.324 | 10.78 | 7'254.40 | 0.241 | 8.12 |
| 4 | Hygiène publique | 0.00 | 0.000 | 0.00 | 0.00 | 0.000 | 0.00 |
| 400 | Police des denrées | 0.00 | 0.000 | 0.00 | 0.00 | 0.000 | 0.00 |
| 410 | Police sanitaire | 0.00 | 0.000 | 0.00 | 0.00 | 0.000 | 0.00 |
| 415 | Arrondissement de sépulture | 0.00 | 0.000 | 0.00 | 0.00 | 0.000 | 0.00 |
| 5 | Instruction | 1'236'702.75 | 41.610 | 1'384.89 | 26'548.30 | 0.880 | 29.73 |
| 510 | Service de l'école/école primaire | 74'490.90 | 2.506 | 83.42 | 2'928.30 | 0.097 | 3.28 |
| 511 | Transport scolaire | 0.00 | 0.000 | 0.00 | 0.00 | 0.000 | 0.00 |
| 512 | Places de jeu/Halles de gym | 107'729.20 | 3.625 | 120.64 | 488.20 | 0.016 | 0.55 |
| 520 | Ecole secondaire | 145'600.00 | 4.899 | 163.05 | 621.80 | 0.021 | 0.70 |
| 530 | Colonie de vacance | 0.00 | 0.000 | 0.00 | 0.00 | 0.000 | 0.00 |
| 540 | Ecole ménagère | 0.00 | 0.000 | 0.00 | 0.00 | 0.000 | 0.00 |
| 570 | Ecole enfantine | 7'500.00 | 0.252 | 8.40 | 7'500.00 | 0.249 | 8.40 |
| 580 | Contr. écolage, piscine, biblio ... | 47'051.00 | 1.583 | 52.69 | 15'010.00 | 0.498 | 16.81 |
| 590 | Contribution pour instruction | 854'331.65 | 28.745 | 956.70 | 0.00 | 0.000 | 0.00 |
| 6 | Action social | 515'351.00 | 17.339 | 577.10 | 4'070.05 | 0.135 | 4.56 |
| 600 | Secours | 44'346.00 | 1.492 | 49.66 | 1'123.65 | 0.037 | 1.26 |
| 610 | Service dentaire | 6'712.70 | 0.226 | 7.52 | 0.00 | 0.000 | 0.00 |
| 620 | Autres institutions | 1'945.50 | 0.065 | 2.18 | 0.00 | 0.000 | 0.00 |
| 630 | Foyers communaux | 3'983.60 | 0.134 | 4.46 | 181.00 | 0.006 | 0.20 |
| 640 | Crèches, UAPE | 0.00 | 0.000 | 0.00 | 0.00 | 0.000 | 0.00 |
| 650 | Répartition des charges | 218'033.20 | 7.336 | 244.16 | 0.00 | 0.000 | 0.00 |
| 659 | AVS, off. logement, chômage etc | 240'330.00 | 8.086 | 269.13 | 2'765.40 | 0.092 | 3.10 |
| 665 | Contr. Institution publique | 0.00 | 0.000 | 0.00 | 0.00 | 0.000 | 0.00 |

| Boécourt | | | Charges | en % | Fr./hab. | Produits | en% | Fr./hab. |
|----------|-----|-----------------------------|---------------------|---------------|-----------------|---------------------|---------------|-----------------|
| 7 | | Economie publique | 19'759.40 | 0.665 | 22.13 | 2'694.00 | 0.089 | 3.02 |
| | 700 | Foires, marchés | 0.00 | 0.000 | 0.00 | 0.00 | 0.000 | 0.00 |
| | 710 | Tourisme | 16'553.40 | 0.557 | 18.54 | 442.50 | 0.015 | 0.50 |
| | 720 | Agriculture | 3'206.00 | 0.108 | 3.59 | 2'251.50 | 0.075 | 2.52 |
| | 740 | Développement économique | 0.00 | 0.000 | 0.00 | 0.00 | 0.000 | 0.00 |
| 8 | | Finances | 390'573.70 | 13.141 | 437.37 | 55'515.35 | 1.841 | 62.17 |
| | 810 | Intérêts courts termes | 7'095.00 | 0.239 | 7.95 | 0.00 | 0.000 | 0.00 |
| | 811 | Intérêts longs termes | 44'457.95 | 1.496 | 49.78 | 0.00 | 0.000 | 0.00 |
| | 820 | Amortissements | 315'312.80 | 10.609 | 353.09 | 0.00 | 0.000 | 0.00 |
| | 825 | Charges d'immeubles | 20'796.50 | 0.700 | 23.29 | 1'358.05 | 0.045 | 1.52 |
| | 826 | Pâturages | 0.00 | 0.000 | 0.00 | 0.00 | 0.000 | 0.00 |
| | 830 | Subvention et contribution | 2'212.50 | 0.074 | 2.48 | 0.00 | 0.000 | 0.00 |
| | 840 | Intérêts actifs | 698.95 | 0.024 | 0.78 | 33'757.30 | 1.119 | 37.80 |
| | 850 | Rendement des immeubles | 0.00 | 0.000 | 0.00 | 20'400.00 | 0.676 | 22.84 |
| | 855 | Provision, réserve, fonds | 0.00 | 0.000 | 0.00 | 0.00 | 0.000 | 0.00 |
| | 860 | Subventions | 0.00 | 0.000 | 0.00 | 0.00 | 0.000 | 0.00 |
| | 870 | Gains vente fortune | 0.00 | 0.000 | 0.00 | 0.00 | 0.000 | 0.00 |
| | 875 | Divers | 0.00 | 0.000 | 0.00 | 0.00 | 0.000 | 0.00 |
| 9 | | Imposition | 201'533.90 | 6.781 | 225.68 | 2'722'065.25 | 90.248 | 3'048.23 |
| | 910 | Impôts ordinaires | 0.00 | 0.000 | 0.00 | 2'467'637.40 | 81.812 | 2'763.31 |
| | 911 | Variation d'impôts | 93'371.00 | 3.142 | 104.56 | 129'130.50 | 4.281 | 144.60 |
| | 912 | Partage d'impôts | 50'934.55 | 1.714 | 57.04 | 12'270.00 | 0.407 | 13.74 |
| | 915 | Elimination d'impôts | 23'090.35 | 0.777 | 25.86 | 804.20 | 0.027 | 0.90 |
| | 920 | Autres impôts | 2'808.00 | 0.094 | 3.14 | 112'223.15 | 3.721 | 125.67 |
| | 940 | Fonds de péréquation | 31'330.00 | 1.054 | 35.08 | 0.00 | 0.000 | 0.00 |
| | | Totaux | 2'972'130.39 | 100.00 | 3'328.25 | 3'016'213.10 | 100.00 | 3'377.62 |
| | | Excédent de produits | 44'082.71 | | | | | |
| | | | 3'016'213.10 | | | 3'016'213.10 | | |

BOECOURT

INDICATEURS FINANCIERS 2009 – 2013

| | 2009 | 2010 | 2011 | 2012 | 2013 | Moyenne |
|---------------------------------------|--------------|------------|-------------|------------|------------|-------------------|
| Autofinancement (en fr.) | 3'509'801.00 | 165'659.00 | -621'268.64 | 381'000.00 | 350'118.00 | 757'061.87 |
| Degré d'autofinancement (%) | 640.41 | 36.51 | 0.00 | 207.20 | 32.13 | 183.25 |
| Capacité d'autofinancement (%) | 58.90 | 4.85 | -22.39 | 13.33 | 11.82 | 13.30 |



Une capacité d'autofinancement de :

- Moins de 10% est considéré comme mauvaise
- De 10% à 20% est considéré comme moyenne à bonne
- Plus de 20% est considéré comme très bonne

CORNOL
965 habitants

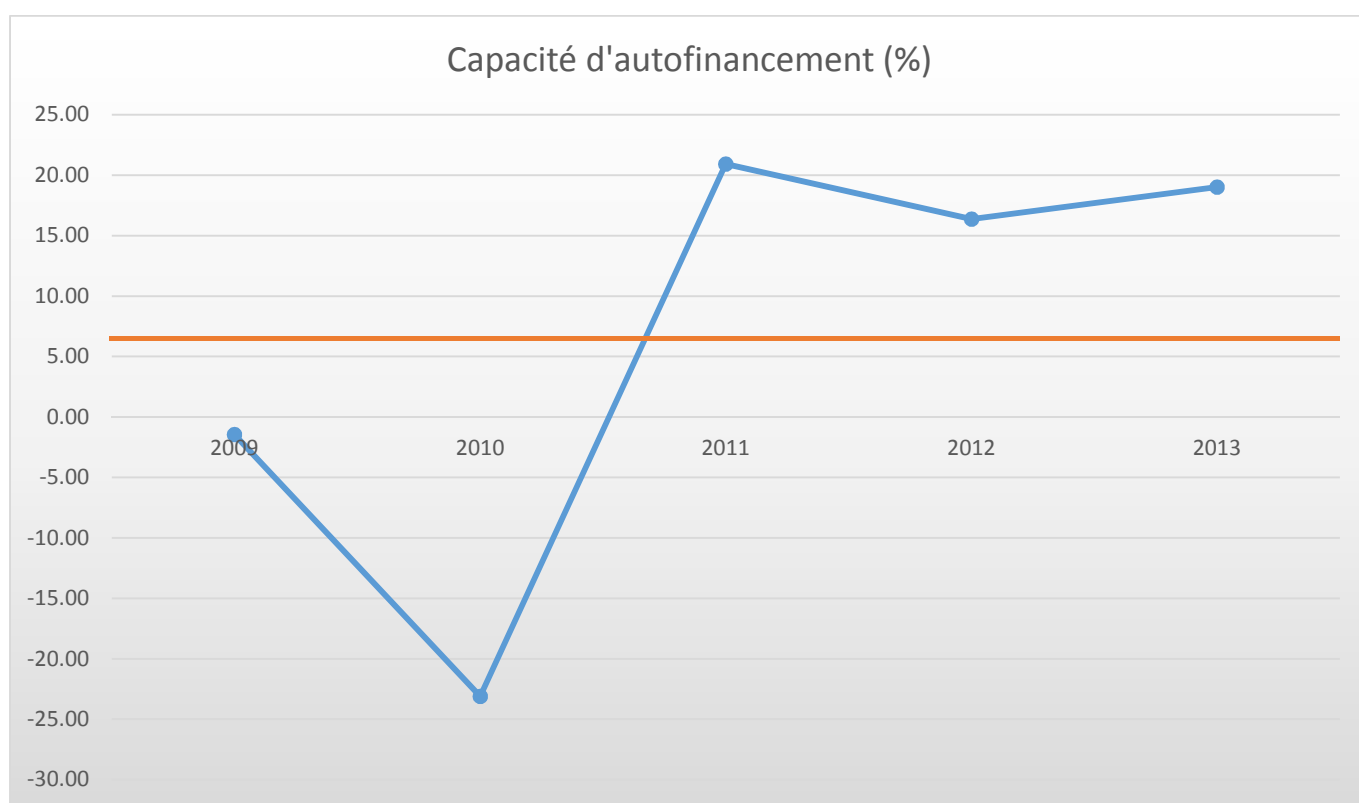
| Cornol | | Charges | en % | Fr./hab. | Produits | en% | Fr./hab. |
|----------|-------------------------------------|---------------------|---------------|-----------------|-------------------|--------------|---------------|
| 1 | Autorité | 322'706.95 | 8.036 | 334.41 | 39'049.70 | 0.963 | 40.47 |
| 100 | Communes, votations, élections | 554.05 | 0.014 | 0.57 | 0.00 | 0.000 | 0.00 |
| 110 | Conseil général/de Ville | 0.00 | 0.000 | 0.00 | 0.00 | 0.000 | 0.00 |
| 111 | Conseil communal | 32'739.40 | 0.815 | 33.93 | 0.00 | 0.000 | 0.00 |
| 112 | Commissions | 8'456.00 | 0.211 | 8.76 | 0.00 | 0.000 | 0.00 |
| 115 | Personnel administratif | 147'118.10 | 3.663 | 152.45 | 6'888.60 | 0.170 | 7.14 |
| 116 | Charges du personnel | 54'610.75 | 1.360 | 56.59 | 22'556.05 | 0.556 | 23.37 |
| 130 | Frais administratifs | 77'509.05 | 1.930 | 80.32 | 120.00 | 0.003 | 0.12 |
| 170 | Emoluments | 1'719.60 | 0.043 | 1.78 | 9'485.05 | 0.234 | 9.83 |
| 2 | Travaux publics | 305'390.05 | 7.604 | 316.47 | 163'717.10 | 4.039 | 169.66 |
| 200 | Entretien des routes | 251'900.40 | 6.272 | 261.04 | 99'529.10 | 2.455 | 103.14 |
| 201 | Ouvrages collectifs | 0.00 | 0.000 | 0.00 | 0.00 | 0.000 | 0.00 |
| 205 | Eclairage public | 34'634.20 | 0.862 | 35.89 | 37'870.00 | 0.934 | 39.24 |
| 206 | Horloge publique | 0.00 | 0.000 | 0.00 | 0.00 | 0.000 | 0.00 |
| 210 | Cours d'eau | 5'466.60 | 0.136 | 5.66 | 0.00 | 0.000 | 0.00 |
| 230 | Cadastre | 12'766.60 | 0.318 | 13.23 | 26'318.00 | 0.649 | 27.27 |
| 240 | Aménagement du territoire | 622.25 | 0.015 | 0.64 | 0.00 | 0.000 | 0.00 |
| 3 | Affaire juridique, police | 48'831.65 | 1.216 | 50.60 | 24'438.40 | 0.603 | 25.32 |
| 310 | Police communale | 0.00 | 0.000 | 0.00 | 0.00 | 0.000 | 0.00 |
| 330 | Cantonement | 480.00 | 0.012 | 0.50 | 6'438.40 | 0.159 | 6.67 |
| 340 | Protection civile | 48'351.65 | 1.204 | 50.11 | 18'000.00 | 0.444 | 18.65 |
| 4 | Hygiène publique | 0.00 | 0.000 | 0.00 | 0.00 | 0.000 | 0.00 |
| 400 | Police des denrées | 0.00 | 0.000 | 0.00 | 0.00 | 0.000 | 0.00 |
| 410 | Police sanitaire | 0.00 | 0.000 | 0.00 | 0.00 | 0.000 | 0.00 |
| 415 | Arrondissement de sépulture | 0.00 | 0.000 | 0.00 | 0.00 | 0.000 | 0.00 |
| 5 | Instruction | 1'231'569.90 | 30.667 | 1'276.24 | 13'795.00 | 0.340 | 14.30 |
| 510 | Service de l'école/école primaire | 37'454.85 | 0.933 | 38.81 | 1'635.00 | 0.040 | 1.69 |
| 511 | Transport scolaire | 0.00 | 0.000 | 0.00 | 0.00 | 0.000 | 0.00 |
| 512 | Places de jeu/Halles de gym | 88'359.85 | 2.200 | 91.56 | 6'300.00 | 0.155 | 6.53 |
| 520 | Ecole secondaire | 116'904.95 | 2.911 | 121.15 | 0.00 | 0.000 | 0.00 |
| 530 | Colonie de vacances | 0.00 | 0.000 | 0.00 | 0.00 | 0.000 | 0.00 |
| 540 | Ecole ménagère | 0.00 | 0.000 | 0.00 | 0.00 | 0.000 | 0.00 |
| 570 | Ecole enfantine | 0.00 | 0.000 | 0.00 | 0.00 | 0.000 | 0.00 |
| 580 | Contr. écolage, piscine, biblio ... | 52'240.50 | 1.301 | 54.14 | 5'860.00 | 0.145 | 6.07 |
| 590 | Contribution pour instruction | 936'609.75 | 23.322 | 970.58 | 0.00 | 0.000 | 0.00 |
| 6 | Action social | 855'301.60 | 21.298 | 886.32 | 269'129.45 | 6.639 | 278.89 |
| 600 | Secours | 87'321.70 | 2.174 | 90.49 | 43'512.95 | 1.073 | 45.09 |
| 610 | Service dentaire | 3'461.10 | 0.086 | 3.59 | 0.00 | 0.000 | 0.00 |
| 620 | Autres institutions | 201'915.00 | 5.028 | 209.24 | 0.00 | 0.000 | 0.00 |
| 630 | Foyers communaux | 6'196.40 | 0.154 | 6.42 | 800.00 | 0.020 | 0.83 |
| 640 | Crèches, UAPE | 0.00 | 0.000 | 0.00 | 0.00 | 0.000 | 0.00 |
| 650 | Répartition des charges | 266'432.80 | 6.634 | 276.10 | 222'257.50 | 5.483 | 230.32 |
| 659 | AVS, off. logement, chômage etc | 262'697.00 | 6.541 | 272.22 | 2'559.00 | 0.063 | 2.65 |
| 665 | Contr. Institution publique | 27'277.60 | 0.679 | 28.27 | 0.00 | 0.000 | 0.00 |

| Cornol | | | Charges | en % | Fr./hab. | Produits | en% | Fr./hab. |
|----------|-----|-----------------------------|---------------------|---------------|-----------------|---------------------|---------------|-----------------|
| 7 | | Economie publique | 71'596.75 | 1.783 | 74.19 | 4'895.60 | 0.121 | 5.07 |
| | 700 | Foires, marchés | 0.00 | 0.000 | 0.00 | 0.00 | 0.000 | 0.00 |
| | 710 | Tourisme | 42'598.50 | 1.061 | 44.14 | 0.00 | 0.000 | 0.00 |
| | 720 | Agriculture | 21'511.25 | 0.536 | 22.29 | 4'895.60 | 0.121 | 5.07 |
| | 740 | Développement économique | 7'487.00 | 0.186 | 7.76 | 0.00 | 0.000 | 0.00 |
| 8 | | Finances | 1'029'571.85 | 25.637 | 1'066.91 | 317'706.05 | 7.838 | 329.23 |
| | 810 | Intérêts courts termes | 4'016.30 | 0.100 | 4.16 | 0.00 | 0.000 | 0.00 |
| | 811 | Intérêts longs termes | 254'227.00 | 6.330 | 263.45 | 64'058.00 | 1.580 | 66.38 |
| | 820 | Amortissements | 514'919.75 | 12.822 | 533.60 | 0.00 | 0.000 | 0.00 |
| | 825 | Charges d'immeubles | 55'638.20 | 1.385 | 57.66 | 0.00 | 0.000 | 0.00 |
| | 826 | Pâturages | 0.00 | 0.000 | 0.00 | 0.00 | 0.000 | 0.00 |
| | 830 | Subvention et contribution | 0.00 | 0.000 | 0.00 | 0.00 | 0.000 | 0.00 |
| | 840 | Intérêts actifs | 0.00 | 0.000 | 0.00 | 35'846.45 | 0.884 | 37.15 |
| | 850 | Rendement des immeubles | 0.00 | 0.000 | 0.00 | 169'967.75 | 4.193 | 176.13 |
| | 855 | Provision, réserve, fonds | 200'770.60 | 4.999 | 208.05 | 27'043.85 | 0.667 | 28.02 |
| | 860 | Subventions | 0.00 | 0.000 | 0.00 | 0.00 | 0.000 | 0.00 |
| | 870 | Gains vente fortune | 0.00 | 0.000 | 0.00 | 20'790.00 | 0.513 | 21.54 |
| | 875 | Divers | 0.00 | 0.000 | 0.00 | 0.00 | 0.000 | 0.00 |
| 9 | | Imposition | 150'997.00 | 3.760 | 156.47 | 3'220'877.20 | 79.457 | 3'337.70 |
| | 910 | Impôts ordinaires | 0.00 | 0.000 | 0.00 | 2'797'493.40 | 69.012 | 2'898.96 |
| | 911 | Variation d'impôts | 102'073.50 | 2.542 | 105.78 | 266'738.05 | 6.580 | 276.41 |
| | 912 | Partage d'impôts | 19'899.95 | 0.496 | 20.62 | 68'785.60 | 1.697 | 71.28 |
| | 915 | Elimination d'impôts | 12'519.75 | 0.312 | 12.97 | 0.00 | 0.000 | 0.00 |
| | 920 | Autres impôts | 4'204.80 | 0.105 | 4.36 | 87'860.15 | 2.167 | 91.05 |
| | 940 | Fonds de péréquation | 12'299.00 | 0.306 | 12.75 | 0.00 | 0.000 | 0.00 |
| | | Totaux | 4'015'965.75 | 100.00 | 4'161.62 | 4'053'608.50 | 100.00 | 4'200.63 |
| | | Excédent de produits | 37'642.75 | | | | | |
| | | | 4'053'608.50 | | | 4'053'608.50 | | |

CORNOL

INDICATEURS FINANCIERS 2009 – 2013

| | 2009 | 2010 | 2011 | 2012 | 2013 | Moyenne |
|---------------------------------------|------------|-------------|------------|------------|------------|-------------------|
| Autofinancement (en fr.) | -43'173.00 | -678'899.61 | 742'992.92 | 619'795.00 | 735'212.60 | 275'185.58 |
| Degré d'autofinancement (%) | 0.00 | 0.00 | 0.00 | 1'196.22 | 1'049.34 | 449.11 |
| Capacité d'autofinancement (%) | -1.44 | -23.12 | 20.93 | 16.38 | 19.02 | 6.35 |



Une capacité d'autofinancement de :

- Moins de 10% est considéré comme mauvaise
- De 10% à 20% est considéré comme moyenne à bonne
- Plus de 20% est considéré comme très bonne

HAUTE-AJOIE

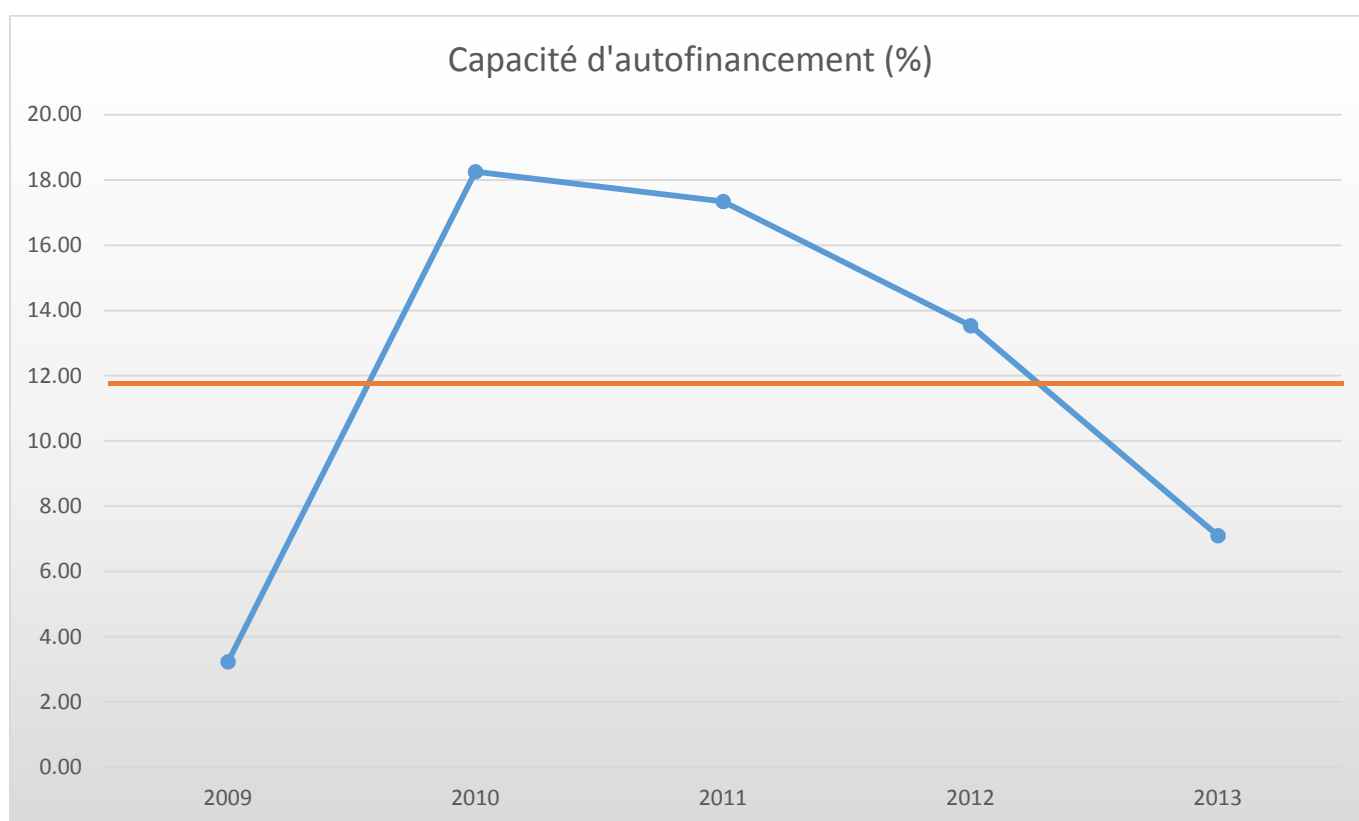
987 habitants

| Haute-Ajoie | | Charges | en % | Fr./hab. | Produits | en% | Fr./hab. |
|-------------|-------------------------------------|---------------------|---------------|-----------------|-------------------|--------------|---------------|
| 1 | Autorité | 673'021.02 | 13.165 | 681.89 | 291'034.05 | 5.730 | 294.87 |
| 100 | Communes, votations, élections | 4'104.90 | 0.080 | 4.16 | 0.00 | 0.000 | 0.00 |
| 110 | Conseil général/de Ville | 0.00 | 0.000 | 0.00 | 0.00 | 0.000 | 0.00 |
| 111 | Conseil communal | 73'380.40 | 1.435 | 74.35 | 2'000.00 | 0.039 | 2.03 |
| 112 | Commissions | 1'191.60 | 0.023 | 1.21 | 0.00 | 0.000 | 0.00 |
| 115 | Personnel administratif | 229'997.00 | 4.499 | 233.03 | 53'325.70 | 1.050 | 54.03 |
| 116 | Charges du personnel | 251'986.20 | 4.929 | 255.31 | 205'865.50 | 4.053 | 208.58 |
| 130 | Frais administratifs | 112'360.92 | 2.198 | 113.84 | 19'774.00 | 0.389 | 20.03 |
| 170 | Emoluments | 0.00 | 0.000 | 0.00 | 10'068.85 | 0.198 | 10.20 |
| 2 | Travaux publics | 664'686.16 | 13.002 | 673.44 | 322'791.90 | 6.355 | 327.04 |
| 200 | Entretien des routes | 344'929.03 | 6.747 | 349.47 | 62'300.35 | 1.227 | 63.12 |
| 201 | Ouvrages collectifs | 167'107.50 | 3.269 | 169.31 | 167'107.50 | 3.290 | 169.31 |
| 205 | Eclairage public | 83'532.13 | 1.634 | 84.63 | 51'648.20 | 1.017 | 52.33 |
| 206 | Horloge publique | 0.00 | 0.000 | 0.00 | 0.00 | 0.000 | 0.00 |
| 210 | Cours d'eau | 1'191.10 | 0.023 | 1.21 | 0.00 | 0.000 | 0.00 |
| 230 | Cadastre | 67'926.40 | 1.329 | 68.82 | 41'735.85 | 0.822 | 42.29 |
| 240 | Aménagement du territoire | 0.00 | 0.000 | 0.00 | 0.00 | 0.000 | 0.00 |
| 3 | Affaire juridique, police | 44'177.60 | 0.864 | 44.76 | 28'050.10 | 0.552 | 28.42 |
| 310 | Police communale | 2'603.25 | 0.051 | 2.64 | 3'286.00 | 0.065 | 3.33 |
| 330 | Cantonement | 0.00 | 0.000 | 0.00 | 0.00 | 0.000 | 0.00 |
| 340 | Protection civile | 41'574.35 | 0.813 | 42.12 | 24'764.10 | 0.488 | 25.09 |
| 4 | Hygiène publique | 0.00 | 0.000 | 0.00 | 0.00 | 0.000 | 0.00 |
| 400 | Police des denrées | 0.00 | 0.000 | 0.00 | 0.00 | 0.000 | 0.00 |
| 410 | Police sanitaire | 0.00 | 0.000 | 0.00 | 0.00 | 0.000 | 0.00 |
| 415 | Arrondissement de sépulture | 0.00 | 0.000 | 0.00 | 0.00 | 0.000 | 0.00 |
| 5 | Instruction | 1'383'193.20 | 27.056 | 1'401.41 | 71'125.50 | 1.400 | 72.06 |
| 510 | Service de l'école/école primaire | 49'758.45 | 0.973 | 50.41 | 10'789.50 | 0.212 | 10.93 |
| 511 | Transport scolaire | 0.00 | 0.000 | 0.00 | 0.00 | 0.000 | 0.00 |
| 512 | Places de jeu/Halles de gym | 219'270.10 | 4.289 | 222.16 | 59'126.00 | 1.164 | 59.90 |
| 520 | Ecole secondaire | 99'968.70 | 1.955 | 101.29 | 0.00 | 0.000 | 0.00 |
| 530 | Colonie de vacances | 0.00 | 0.000 | 0.00 | 0.00 | 0.000 | 0.00 |
| 540 | Ecole ménagère | 2'750.95 | 0.054 | 2.79 | 600.00 | 0.012 | 0.61 |
| 570 | Ecole enfantine | 0.00 | 0.000 | 0.00 | 0.00 | 0.000 | 0.00 |
| 580 | Contr. écolage, piscine, biblio ... | 43'546.70 | 0.852 | 44.12 | 610.00 | 0.012 | 0.62 |
| 590 | Contribution pour instruction | 967'898.30 | 18.933 | 980.65 | 0.00 | 0.000 | 0.00 |
| 6 | Action social | 1'024'754.25 | 20.045 | 1'038.25 | 467'008.00 | 9.194 | 473.16 |
| 600 | Secours | 185'366.55 | 3.626 | 187.81 | 132'535.90 | 2.609 | 134.28 |
| 610 | Service dentaire | 1'418.35 | 0.028 | 1.44 | 0.00 | 0.000 | 0.00 |
| 620 | Autres institutions | 9'266.25 | 0.181 | 9.39 | 0.00 | 0.000 | 0.00 |
| 630 | Foyers communaux | 0.00 | 0.000 | 0.00 | 0.00 | 0.000 | 0.00 |
| 640 | Crèches, UAPE | 538'550.70 | 10.534 | 545.64 | 156'781.20 | 3.087 | 158.85 |
| 650 | Répartition des charges | 0.00 | 0.000 | 0.00 | 171'486.90 | 3.376 | 173.75 |
| 659 | AVS, off. logement, chômage etc | 290'152.40 | 5.676 | 293.97 | 6'204.00 | 0.122 | 6.29 |
| 665 | Contr. Institution publique | 0.00 | 0.000 | 0.00 | 0.00 | 0.000 | 0.00 |

| Haute-Ajoie | | | Charges | en % | Fr./hab. | Produits | en% | Fr./hab. |
|-------------|-----|----------------------------|---------------------|---------------|-----------------|---------------------|---------------|-----------------|
| 7 | | Economie publique | 59'045.30 | 1.155 | 59.82 | 12'581.65 | 0.248 | 12.75 |
| | 700 | Foires, marchés | 11'102.60 | 0.217 | 11.25 | 6'998.40 | 0.138 | 7.09 |
| | 710 | Tourisme | 29'115.00 | 0.570 | 29.50 | 0.00 | 0.000 | 0.00 |
| | 720 | Agriculture | 13'244.45 | 0.259 | 13.42 | 0.00 | 0.000 | 0.00 |
| | 740 | Développement économique | 5'583.25 | 0.109 | 5.66 | 5'583.25 | 0.110 | 5.66 |
| 8 | | Finances | 909'401.43 | 17.789 | 921.38 | 627'344.45 | 12.351 | 635.61 |
| | 810 | Intérêts courts termes | 70'543.56 | 1.380 | 71.47 | 15'331.00 | 0.302 | 15.53 |
| | 811 | Intérêts longs termes | 98'970.67 | 1.936 | 100.27 | 26'922.00 | 0.530 | 27.28 |
| | 820 | Amortissements | 639'900.15 | 12.517 | 648.33 | 383'164.00 | 7.544 | 388.21 |
| | 825 | Charges d'immeubles | 24'071.80 | 0.471 | 24.39 | 0.00 | 0.000 | 0.00 |
| | 826 | Pâturages | 0.00 | 0.000 | 0.00 | 0.00 | 0.000 | 0.00 |
| | 830 | Subvention et contribution | 75'653.55 | 1.480 | 76.65 | 0.00 | 0.000 | 0.00 |
| | 840 | Intérêts actifs | 0.00 | 0.000 | 0.00 | 25'859.50 | 0.509 | 26.20 |
| | 850 | Rendement des immeubles | 261.70 | 0.005 | 0.27 | 153'340.45 | 3.019 | 155.36 |
| | 855 | Provision, réserve, fonds | 0.00 | 0.000 | 0.00 | 0.00 | 0.000 | 0.00 |
| | 860 | Subventions | 0.00 | 0.000 | 0.00 | 0.00 | 0.000 | 0.00 |
| | 870 | Gains vente fortune | 0.00 | 0.000 | 0.00 | 22'727.50 | 0.447 | 23.03 |
| | 875 | Divers | 0.00 | 0.000 | 0.00 | 0.00 | 0.000 | 0.00 |
| 9 | | Imposition | 354'006.25 | 6.925 | 358.67 | 3'259'317.25 | 64.169 | 3'302.25 |
| | 910 | Impôts ordinaires | 0.00 | 0.000 | 0.00 | 2'773'702.85 | 54.608 | 2'810.24 |
| | 911 | Variation d'impôts | 149'103.80 | 2.917 | 151.07 | 116'649.90 | 2.297 | 118.19 |
| | 912 | Partage d'impôts | 164'277.60 | 3.213 | 166.44 | 23'077.70 | 0.454 | 23.38 |
| | 915 | Elimination d'impôts | 32'210.70 | 0.630 | 32.63 | 59'453.90 | 1.171 | 60.24 |
| | 920 | Autres impôts | 8'414.15 | 0.165 | 8.52 | 284'650.90 | 5.604 | 288.40 |
| | 940 | Fonds de péréquation | 0.00 | 0.000 | 0.00 | 1'782.00 | 0.035 | 1.81 |
| | | Totaux | 5'112'285.21 | 100.00 | 5'179.62 | 5'079'252.90 | 100.00 | 5'146.15 |
| | | Excédent de charges | | | | 33'032.31 | | |
| | | | 5'112'285.21 | | | 5'112'285.21 | | |

HAUTE-AJOIE
INDICATEURS FINANCIERS 2009 – 2013

| | 2009 | 2010 | 2011 | 2012 | 2013 | Moyenne |
|---------------------------------------|------------|------------|------------|------------|------------|-------------------|
| Autofinancement (en fr.) | 139'872.49 | 799'005.32 | 813'342.96 | 611'892.21 | 313'293.24 | 535'481.24 |
| Degré d'autofinancement (%) | 10.94 | 63.36 | 218.41 | 89.67 | 135.89 | 103.65 |
| Capacité d'autofinancement (%) | 3.23 | 18.25 | 17.34 | 13.53 | 7.10 | 11.89 |



Une capacité d'autofinancement de :

- Moins de 10% est considéré comme mauvaise
- De 10% à 20% est considéré comme moyenne à bonne
- Plus de 20% est considéré comme très bonne

LES BOIS

1'151 habitants

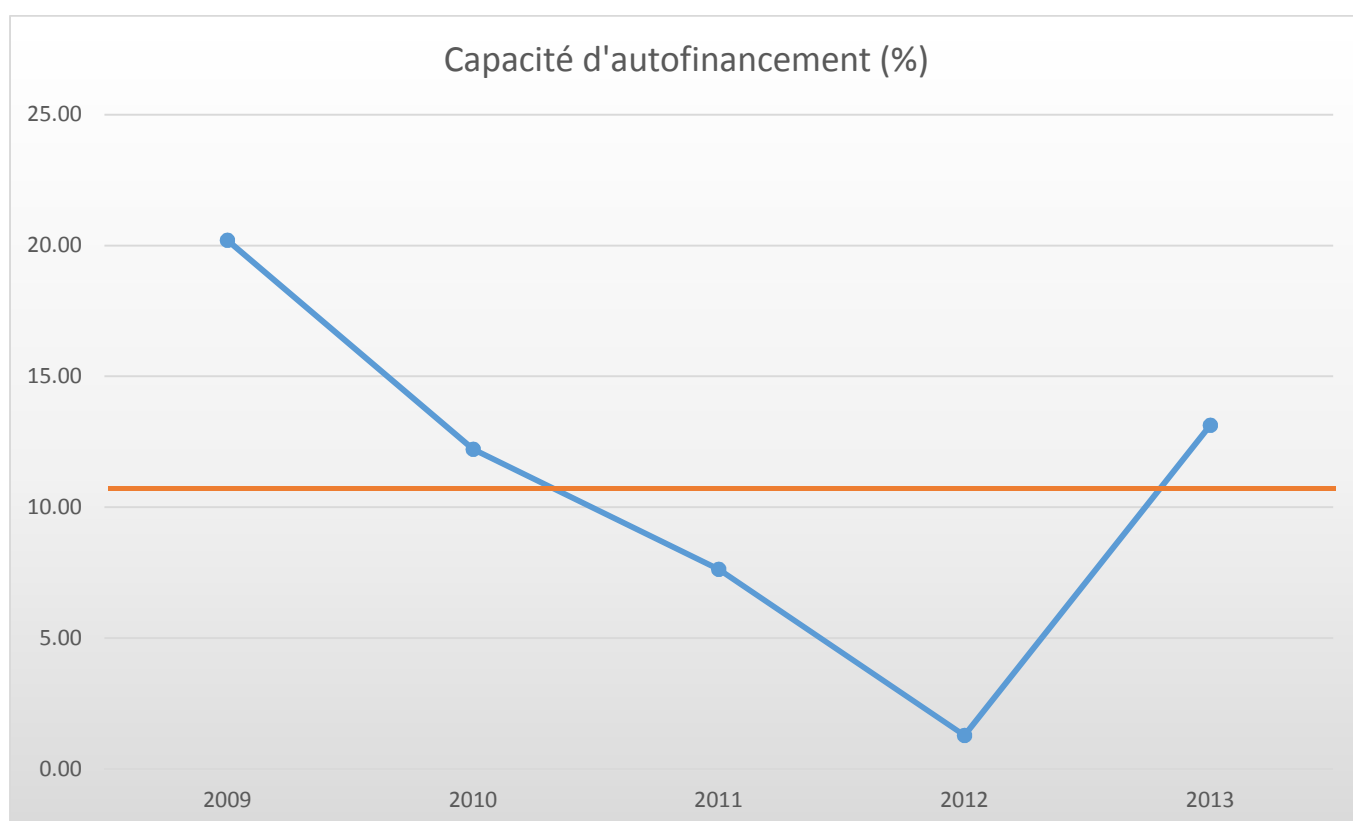
| Les Bois | | Charges | en % | Fr./hab. | Produits | en% | Fr./hab. |
|----------|-------------------------------------|---------------------|---------------|-----------------|-------------------|---------------|---------------|
| 1 | Autorité | 618'826.60 | 12.064 | 537.64 | 287'511.45 | 5.601 | 249.79 |
| 100 | Communes, votations, élections | 1'751.05 | 0.034 | 1.52 | 0.00 | 0.000 | 0.00 |
| 110 | Conseil général/de Ville | 4'333.50 | 0.084 | 3.76 | 0.00 | 0.000 | 0.00 |
| 111 | Conseil communal | 46'145.50 | 0.900 | 40.09 | 250.00 | 0.005 | 0.22 |
| 112 | Commissions | 10'641.10 | 0.207 | 9.25 | 423.55 | 0.008 | 0.37 |
| 115 | Personnel administratif | 195'992.85 | 3.821 | 170.28 | 38'780.00 | 0.755 | 33.69 |
| 116 | Charges du personnel | 292'337.20 | 5.699 | 253.99 | 211'120.00 | 4.113 | 183.42 |
| 130 | Frais administratifs | 67'625.40 | 1.318 | 58.75 | 9'998.65 | 0.195 | 8.69 |
| 170 | Emoluments | 0.00 | 0.000 | 0.00 | 26'939.25 | 0.525 | 23.41 |
| 2 | Travaux publics | 298'691.30 | 5.823 | 259.51 | 68'587.35 | 1.336 | 59.59 |
| 200 | Entretien des routes | 237'252.35 | 4.625 | 206.13 | 34'203.60 | 0.666 | 29.72 |
| 201 | Ouvrages collectifs | 11'261.35 | 0.220 | 9.78 | 0.00 | 0.000 | 0.00 |
| 205 | Eclairage public | 38'673.00 | 0.754 | 33.60 | 34'383.75 | 0.670 | 29.87 |
| 206 | Horloge publique | 0.00 | 0.000 | 0.00 | 0.00 | 0.000 | 0.00 |
| 210 | Cours d'eau | 0.00 | 0.000 | 0.00 | 0.00 | 0.000 | 0.00 |
| 230 | Cadastre | 9'062.30 | 0.177 | 7.87 | 0.00 | 0.000 | 0.00 |
| 240 | Aménagement du territoire | 2'442.30 | 0.048 | 2.12 | 0.00 | 0.000 | 0.00 |
| 3 | Affaire juridique, police | 11'839.70 | 0.231 | 10.29 | 6'304.60 | 0.123 | 5.48 |
| 310 | Police communale | 335.00 | 0.007 | 0.29 | 1'730.00 | 0.034 | 1.50 |
| 330 | Cantonement | 150.00 | 0.003 | 0.13 | 0.00 | 0.000 | 0.00 |
| 340 | Protection civile | 11'354.70 | 0.221 | 9.87 | 4'574.60 | 0.089 | 3.97 |
| 4 | Hygiène publique | 0.00 | 0.000 | 0.00 | 0.00 | 0.000 | 0.00 |
| 400 | Police des denrées | 0.00 | 0.000 | 0.00 | 0.00 | 0.000 | 0.00 |
| 410 | Police sanitaire | 0.00 | 0.000 | 0.00 | 0.00 | 0.000 | 0.00 |
| 415 | Arrondissement de sépulture | 0.00 | 0.000 | 0.00 | 0.00 | 0.000 | 0.00 |
| 5 | Instruction | 1'639'448.93 | 31.962 | 1'424.37 | 177'655.80 | 3.461 | 154.35 |
| 510 | Service de l'école/école primaire | 67'033.96 | 1.307 | 58.24 | 6'185.50 | 0.120 | 5.37 |
| 511 | Transport scolaire | 157'010.65 | 3.061 | 136.41 | 145'809.30 | 2.840 | 126.68 |
| 512 | Places de jeu/Halles de gym | 150'846.92 | 2.941 | 131.06 | 25'140.00 | 0.490 | 21.84 |
| 520 | Ecole secondaire | 123'038.50 | 2.399 | 106.90 | 0.00 | 0.000 | 0.00 |
| 530 | Colonie de vacances | 0.00 | 0.000 | 0.00 | 0.00 | 0.000 | 0.00 |
| 540 | Ecole ménagère | 6'187.35 | 0.121 | 5.38 | 0.00 | 0.000 | 0.00 |
| 570 | Ecole enfantine | 5'259.00 | 0.103 | 4.57 | 0.00 | 0.000 | 0.00 |
| 580 | Contr. écolage, piscine, biblio ... | 20'775.35 | 0.405 | 18.05 | 521.00 | 0.010 | 0.45 |
| 590 | Contribution pour instruction | 1'109'297.20 | 21.626 | 963.77 | 0.00 | 0.000 | 0.00 |
| 6 | Action social | 1'319'796.34 | 25.730 | 1'146.65 | 660'937.50 | 12.875 | 574.23 |
| 600 | Secours | 161'576.24 | 3.150 | 140.38 | 66'504.80 | 1.296 | 57.78 |
| 610 | Service dentaire | 1'792.10 | 0.035 | 1.56 | 0.00 | 0.000 | 0.00 |
| 620 | Autres institutions | 3'153.85 | 0.061 | 2.74 | 0.00 | 0.000 | 0.00 |
| 630 | Foyers communaux | 2'207.05 | 0.043 | 1.92 | 0.00 | 0.000 | 0.00 |
| 640 | Crèches, UAPE | 468'125.75 | 9.126 | 406.71 | 145'052.15 | 2.826 | 126.02 |
| 650 | Répartition des charges | 315'013.10 | 6.141 | 273.69 | 446'555.45 | 8.699 | 387.97 |
| 659 | AVS, off. logement, chômage etc | 367'328.25 | 7.161 | 319.14 | 2'825.10 | 0.055 | 2.45 |
| 665 | Contr. Institution publique | 600.00 | 0.012 | 0.52 | 0.00 | 0.000 | 0.00 |

| Les Bois | | | Charges | en % | Fr./hab. | Produits | en% | Fr./hab. |
|----------|-----|-----------------------------|---------------------|---------------|-----------------|---------------------|---------------|-----------------|
| 7 | | Economie publique | 45'398.75 | 0.885 | 39.44 | 605.00 | 0.012 | 0.53 |
| | 700 | Foires, marchés | 1'392.70 | 0.027 | 1.21 | 605.00 | 0.012 | 0.53 |
| | 710 | Tourisme | 32'648.00 | 0.636 | 28.36 | 0.00 | 0.000 | 0.00 |
| | 720 | Agriculture | 9'358.15 | 0.182 | 8.13 | 0.00 | 0.000 | 0.00 |
| | 740 | Développement économique | 1'999.90 | 0.039 | 1.74 | 0.00 | 0.000 | 0.00 |
| 8 | | Finances | 1'095'001.49 | 21.347 | 951.35 | 464'190.65 | 9.043 | 403.29 |
| | 810 | Intérêts courts termes | 15'190.25 | 0.296 | 13.20 | 0.60 | 0.000 | 0.00 |
| | 811 | Intérêts longs termes | 106'335.09 | 2.073 | 92.38 | 35'665.00 | 0.695 | 30.99 |
| | 820 | Amortissements | 907'595.50 | 17.694 | 788.53 | 57'950.00 | 1.129 | 50.35 |
| | 825 | Charges d'immeubles | 39'152.35 | 0.763 | 34.02 | 0.00 | 0.000 | 0.00 |
| | 826 | Pâturages | 0.00 | 0.000 | 0.00 | 0.00 | 0.000 | 0.00 |
| | 830 | Subvention et contribution | 26'718.35 | 0.521 | 23.21 | 0.00 | 0.000 | 0.00 |
| | 840 | Intérêts actifs | 9.95 | 0.000 | 0.01 | 28'833.75 | 0.562 | 25.05 |
| | 850 | Rendement des immeubles | 0.00 | 0.000 | 0.00 | 38'330.30 | 0.747 | 33.30 |
| | 855 | Provision, réserve, fonds | 0.00 | 0.000 | 0.00 | 303'411.00 | 5.911 | 263.61 |
| | 860 | Subventions | 0.00 | 0.000 | 0.00 | 0.00 | 0.000 | 0.00 |
| | 870 | Gains vente fortune | 0.00 | 0.000 | 0.00 | 0.00 | 0.000 | 0.00 |
| | 875 | Divers | 0.00 | 0.000 | 0.00 | 0.00 | 0.000 | 0.00 |
| 9 | | Imposition | 100'418.55 | 1.958 | 87.24 | 3'467'550.95 | 67.550 | 3'012.64 |
| | 910 | Impôts ordinaires | 0.00 | 0.000 | 0.00 | 2'952'496.65 | 57.516 | 2'565.16 |
| | 911 | Variation d'impôts | 32'065.40 | 0.625 | 27.86 | 200'428.05 | 3.904 | 174.13 |
| | 912 | Partage d'impôts | 10'340.75 | 0.202 | 8.98 | 50'284.90 | 0.980 | 43.69 |
| | 915 | Elimination d'impôts | 48'723.10 | 0.950 | 42.33 | 0.00 | 0.000 | 0.00 |
| | 920 | Autres impôts | 9'289.30 | 0.181 | 8.07 | 242'411.35 | 4.722 | 210.61 |
| | 940 | Fonds de péréquation | 0.00 | 0.000 | 0.00 | 21'930.00 | 0.427 | 19.05 |
| | | Totaux | 5'129'421.66 | 100.00 | 4'456.49 | 5'133'343.30 | 100.00 | 4'459.90 |
| | | Excédent de produits | 3'921.64 | | | | | |
| | | | 5'133'343.30 | | | 5'133'343.30 | | |

LES BOIS

INDICATEURS FINANCIERS 2009 – 2013

| | 2009 | 2010 | 2011 | 2012 | 2013 | Moyenne |
|---------------------------------------|--------------|------------|------------|-----------|------------|-------------------|
| Autofinancement (en fr.) | 1'113'792.00 | 562'695.00 | 340'476.00 | 52'972.00 | 601'985.00 | 534'384.00 |
| Degré d'autofinancement (%) | 0.00 | 1'089.76 | 28.43 | 1.97 | 64.50 | 236.93 |
| Capacité d'autofinancement (%) | 20.20 | 12.22 | 7.63 | 1.28 | 13.13 | 10.89 |



Une capacité d'autofinancement de :

- Moins de 10% est considéré comme mauvaise
- De 10% à 20% est considéré comme moyenne à bonne
- Plus de 20% est considéré comme très bonne

LA BAROCHE

1'179 habitants

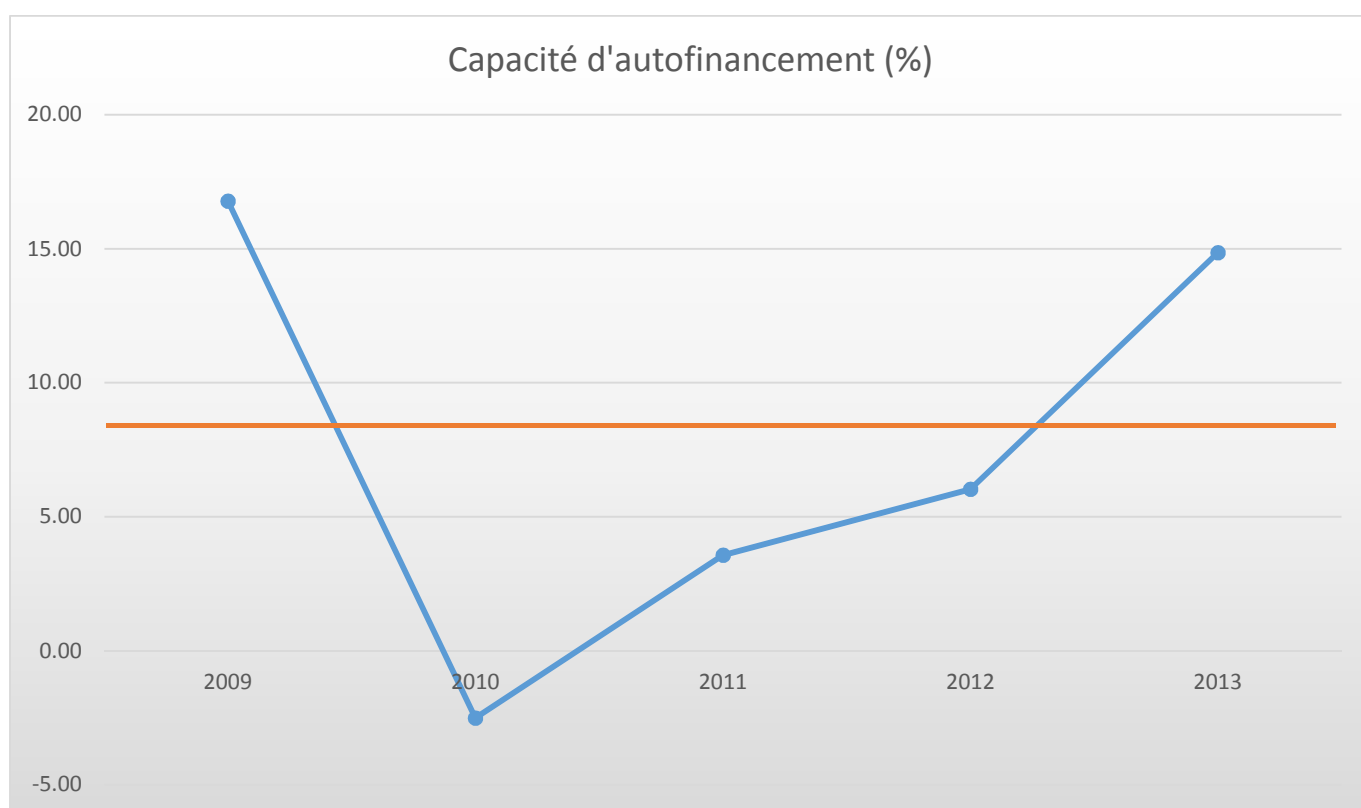
| La Baroche | | Charges | en % | Fr./hab. | Produits | en% | Fr./hab. |
|------------|-------------------------------------|---------------------|---------------|-----------------|-------------------|--------------|---------------|
| 1 | Autorité | 431'197.61 | 9.682 | 365.73 | 70'064.54 | 1.567 | 59.43 |
| 100 | Communes, votations, élections | 2'968.30 | 0.067 | 2.52 | 0.00 | 0.000 | 0.00 |
| 110 | Conseil général/de Ville | 0.00 | 0.000 | 0.00 | 0.00 | 0.000 | 0.00 |
| 111 | Conseil communal | 49'461.45 | 1.111 | 41.95 | 0.00 | 0.000 | 0.00 |
| 112 | Commissions | 150.00 | 0.003 | 0.13 | 0.00 | 0.000 | 0.00 |
| 115 | Personnel administratif | 184'428.40 | 4.141 | 156.43 | 0.00 | 0.000 | 0.00 |
| 116 | Charges du personnel | 99'160.20 | 2.227 | 84.11 | 59'421.50 | 1.329 | 50.40 |
| 130 | Frais administratifs | 95'029.26 | 2.134 | 80.60 | 3'346.24 | 0.075 | 2.84 |
| 170 | Emoluments | 0.00 | 0.000 | 0.00 | 7'296.80 | 0.163 | 6.19 |
| 2 | Travaux publics | 332'859.60 | 7.474 | 282.32 | 249'519.75 | 5.579 | 211.64 |
| 200 | Entretien des routes | 188'571.55 | 4.234 | 159.94 | 101'028.50 | 2.259 | 85.69 |
| 201 | Ouvrages collectifs | 0.00 | 0.000 | 0.00 | 0.00 | 0.000 | 0.00 |
| 205 | Eclairage public | 49'289.65 | 1.107 | 41.81 | 57'868.75 | 1.294 | 49.08 |
| 206 | Horloge publique | 690.00 | 0.015 | 0.59 | 0.00 | 0.000 | 0.00 |
| 210 | Cours d'eau | 18'214.90 | 0.409 | 15.45 | 18'214.90 | 0.407 | 15.45 |
| 230 | Cadastre | 76'093.50 | 1.709 | 64.54 | 70'707.60 | 1.581 | 59.97 |
| 240 | Aménagement du territoire | 0.00 | 0.000 | 0.00 | 1'700.00 | 0.038 | 1.44 |
| 3 | Affaire juridique, police | 15'175.85 | 0.341 | 12.87 | 7'936.75 | 0.177 | 6.73 |
| 310 | Police communale | 600.00 | 0.013 | 0.51 | 600.00 | 0.013 | 0.51 |
| 330 | Cantonement | 70.00 | 0.002 | 0.06 | 0.00 | 0.000 | 0.00 |
| 340 | Protection civile | 14'505.85 | 0.326 | 12.30 | 7'336.75 | 0.164 | 6.22 |
| 4 | Hygiène publique | 0.00 | 0.000 | 0.00 | 0.00 | 0.000 | 0.00 |
| 400 | Police des denrées | 0.00 | 0.000 | 0.00 | 0.00 | 0.000 | 0.00 |
| 410 | Police sanitaire | 0.00 | 0.000 | 0.00 | 0.00 | 0.000 | 0.00 |
| 415 | Arrondissement de sépulture | 0.00 | 0.000 | 0.00 | 0.00 | 0.000 | 0.00 |
| 5 | Instruction | 1'595'655.07 | 35.829 | 1'353.40 | 128'532.10 | 2.874 | 109.02 |
| 510 | Service de l'école/école primaire | 60'233.82 | 1.353 | 51.09 | 2'451.00 | 0.055 | 2.08 |
| 511 | Transport scolaire | 111'753.80 | 2.509 | 94.79 | 107'714.60 | 2.408 | 91.36 |
| 512 | Places de jeu/Halles de gym | 129'775.35 | 2.914 | 110.07 | 18'366.50 | 0.411 | 15.58 |
| 520 | Ecole secondaire | 158'837.85 | 3.567 | 134.72 | 0.00 | 0.000 | 0.00 |
| 530 | Colonie de vacances | 0.00 | 0.000 | 0.00 | 0.00 | 0.000 | 0.00 |
| 540 | Ecole ménagère | 0.00 | 0.000 | 0.00 | 0.00 | 0.000 | 0.00 |
| 570 | Ecole enfantine | 0.00 | 0.000 | 0.00 | 0.00 | 0.000 | 0.00 |
| 580 | Contr. écolage, piscine, biblio ... | 8'882.50 | 0.199 | 7.53 | 0.00 | 0.000 | 0.00 |
| 590 | Contribution pour instruction | 1'126'171.75 | 25.288 | 955.19 | 0.00 | 0.000 | 0.00 |
| 6 | Action social | 868'901.40 | 19.511 | 736.98 | 109'593.25 | 2.450 | 92.95 |
| 600 | Secours | 191'415.65 | 4.298 | 162.35 | 101'959.25 | 2.280 | 86.48 |
| 610 | Service dentaire | 4'021.90 | 0.090 | 3.41 | 0.00 | 0.000 | 0.00 |
| 620 | Autres institutions | 31'067.00 | 0.698 | 26.35 | 0.00 | 0.000 | 0.00 |
| 630 | Foyers communaux | 9'673.50 | 0.217 | 8.20 | 0.00 | 0.000 | 0.00 |
| 640 | Crèches, UAPE | 0.00 | 0.000 | 0.00 | 0.00 | 0.000 | 0.00 |
| 650 | Répartition des charges | 319'841.35 | 7.182 | 271.28 | 0.00 | 0.000 | 0.00 |
| 659 | AVS, off. logement, chômage etc | 312'882.00 | 7.026 | 265.38 | 7'634.00 | 0.171 | 6.47 |
| 665 | Contr. Institution publique | 0.00 | 0.000 | 0.00 | 0.00 | 0.000 | 0.00 |

| La Baroche | | | Charges | en % | Fr./hab. | Produits | en% | Fr./hab. |
|------------|-----|-----------------------------|---------------------|---------------|-----------------|---------------------|---------------|-----------------|
| 7 | | Economie publique | 37'551.50 | 0.843 | 31.85 | 0.00 | 0.000 | 0.00 |
| | 700 | Foires, marchés | 0.00 | 0.000 | 0.00 | 0.00 | 0.000 | 0.00 |
| | 710 | Tourisme | 26'336.60 | 0.591 | 22.34 | 0.00 | 0.000 | 0.00 |
| | 720 | Agriculture | 11'214.90 | 0.252 | 9.51 | 0.00 | 0.000 | 0.00 |
| | 740 | Développement économique | 0.00 | 0.000 | 0.00 | 0.00 | 0.000 | 0.00 |
| 8 | | Finances | 908'335.95 | 20.396 | 770.43 | 512'362.55 | 11.456 | 434.57 |
| | 810 | Intérêts courts termes | 25'938.05 | 0.582 | 22.00 | 0.00 | 0.000 | 0.00 |
| | 811 | Intérêts longs termes | 120'162.10 | 2.698 | 101.92 | 0.00 | 0.000 | 0.00 |
| | 820 | Amortissements | 631'321.45 | 14.176 | 535.47 | 0.00 | 0.000 | 0.00 |
| | 825 | Charges d'immeubles | 89'376.75 | 2.007 | 75.81 | 94'358.75 | 2.110 | 80.03 |
| | 826 | Pâturages | 5'742.00 | 0.129 | 4.87 | 5'742.00 | 0.128 | 4.87 |
| | 830 | Subvention et contribution | 10.15 | 0.000 | 0.01 | 0.00 | 0.000 | 0.00 |
| | 840 | Intérêts actifs | 1'650.00 | 0.037 | 1.40 | 33'309.55 | 0.745 | 28.25 |
| | 850 | Rendement des immeubles | 34'135.45 | 0.766 | 28.95 | 46'366.50 | 1.037 | 39.33 |
| | 855 | Provision, réserve, fonds | 0.00 | 0.000 | 0.00 | 2'660.15 | 0.059 | 2.26 |
| | 860 | Subventions | 0.00 | 0.000 | 0.00 | 0.00 | 0.000 | 0.00 |
| | 870 | Gains vente fortune | 0.00 | 0.000 | 0.00 | 329'925.60 | 7.377 | 279.84 |
| | 875 | Divers | 0.00 | 0.000 | 0.00 | 0.00 | 0.000 | 0.00 |
| 9 | | Imposition | 263'794.70 | 5.923 | 223.74 | 3'394'616.20 | 75.898 | 2'879.23 |
| | 910 | Impôts ordinaires | 0.00 | 0.000 | 0.00 | 2'347'394.00 | 52.484 | 1'991.00 |
| | 911 | Variation d'impôts | 150'107.35 | 3.371 | 127.32 | 369'813.40 | 8.268 | 313.67 |
| | 912 | Partage d'impôts | 44'464.95 | 0.998 | 37.71 | 26'977.40 | 0.603 | 22.88 |
| | 915 | Elimination d'impôts | 67'172.40 | 1.508 | 56.97 | 963.50 | 0.022 | 0.82 |
| | 920 | Autres impôts | 2'050.00 | 0.046 | 1.74 | 189'537.90 | 4.238 | 160.76 |
| | 940 | Fonds de péréquation | 0.00 | 0.000 | 0.00 | 459'930.00 | 10.283 | 390.10 |
| | | Totaux | 4'453'471.68 | 100.00 | 3'777.33 | 4'472'625.14 | 100.00 | 3'793.58 |
| | | Excédent de produits | 19'153.46 | | | | | |
| | | | 4'472'625.14 | | | 4'472'625.14 | | |

LA BAROCHE

INDICATEURS FINANCIERS 2009 – 2013

| | 2009 | 2010 | 2011 | 2012 | 2013 | Moyenne |
|---------------------------------------|------------|------------|-----------|------------|------------|-------------------|
| Autofinancement (en fr.) | 753'342.00 | -93'143.85 | 99'621.00 | 232'852.00 | 654'845.00 | 329'503.23 |
| Degré d'autofinancement (%) | 520.00 | 0.00 | 0.00 | 79.57 | 1'625.77 | 445.07 |
| Capacité d'autofinancement (%) | 16.78 | -2.52 | 3.56 | 6.03 | 14.85 | 7.74 |



Une capacité d'autofinancement de :

- Moins de 10% est considéré comme mauvaise
- De 10% à 20% est considéré comme moyenne à bonne
- Plus de 20% est considéré comme très bonne

BONCOURT

1'253 habitants

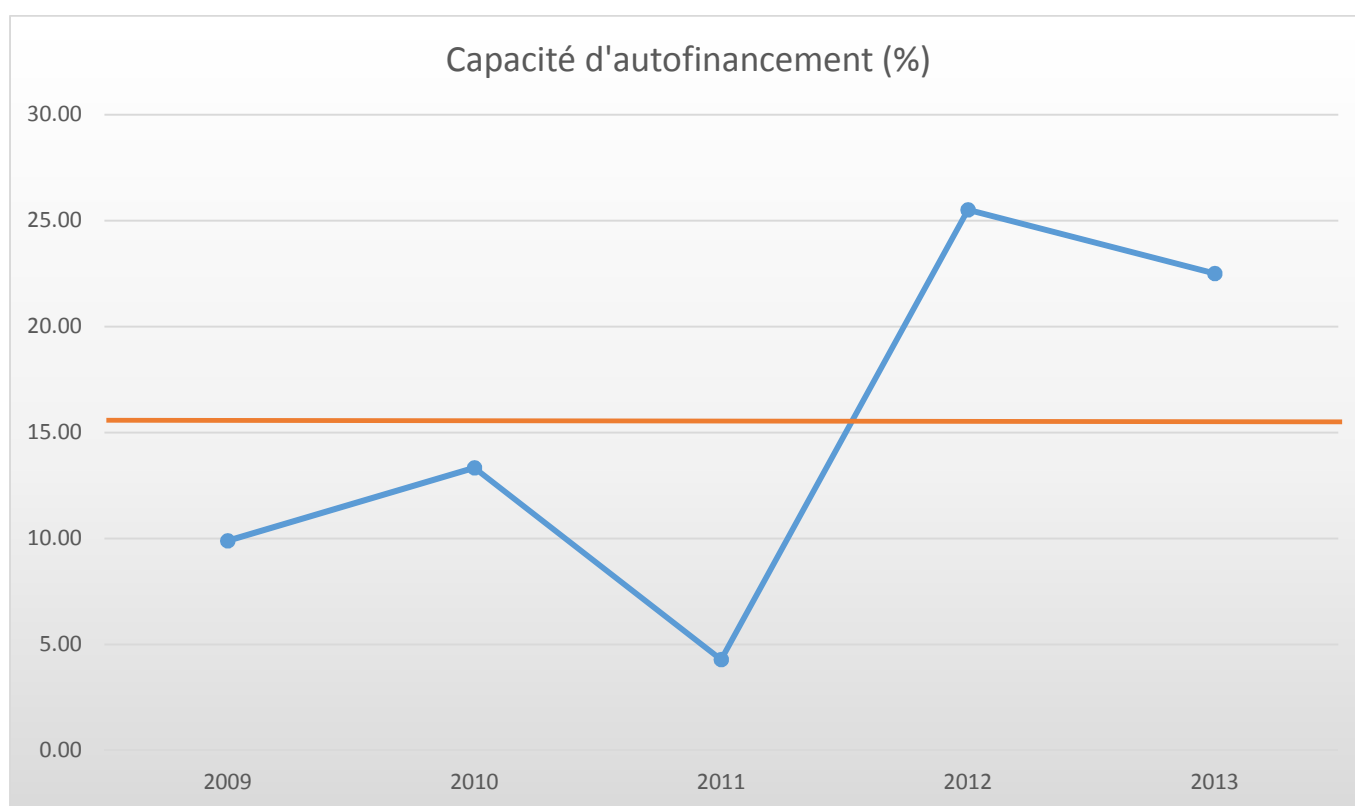
| Boncourt | | Charges | en % | Fr./hab. | Produits | en% | Fr./hab. |
|----------|-------------------------------------|---------------------|---------------|-----------------|-------------------|--------------|---------------|
| 1 | Autorité | 733'841.88 | 7.837 | 585.67 | 270'612.65 | 2.747 | 215.97 |
| 100 | Communes, votations, élections | 1'488.55 | 0.016 | 1.19 | 0.00 | 0.000 | 0.00 |
| 110 | Conseil général/de Ville | 0.00 | 0.000 | 0.00 | 0.00 | 0.000 | 0.00 |
| 111 | Conseil communal | 111'101.85 | 1.187 | 88.67 | 0.00 | 0.000 | 0.00 |
| 112 | Commissions | 16'404.65 | 0.175 | 13.09 | 0.00 | 0.000 | 0.00 |
| 115 | Personnel administratif | 181'903.25 | 1.943 | 145.17 | 0.00 | 0.000 | 0.00 |
| 116 | Charges du personnel | 318'114.00 | 3.397 | 253.88 | 136'877.85 | 1.390 | 109.24 |
| 130 | Frais administratifs | 104'829.58 | 1.120 | 83.66 | 0.00 | 0.000 | 0.00 |
| 170 | Emoluments | 0.00 | 0.000 | 0.00 | 133'734.80 | 1.358 | 106.73 |
| 2 | Travaux publics | 684'778.50 | 7.313 | 546.51 | 76'748.95 | 0.779 | 61.25 |
| 200 | Entretien des routes | 525'615.85 | 5.614 | 419.49 | 8'205.85 | 0.083 | 6.55 |
| 201 | Ouvrages collectifs | 0.00 | 0.000 | 0.00 | 0.00 | 0.000 | 0.00 |
| 205 | Eclairage public | 132'649.40 | 1.417 | 105.87 | 68'543.10 | 0.696 | 54.70 |
| 206 | Horloge publique | 0.00 | 0.000 | 0.00 | 0.00 | 0.000 | 0.00 |
| 210 | Cours d'eau | 0.00 | 0.000 | 0.00 | 0.00 | 0.000 | 0.00 |
| 230 | Cadastre | 12'572.25 | 0.134 | 10.03 | 0.00 | 0.000 | 0.00 |
| 240 | Aménagement du territoire | 13'941.00 | 0.149 | 11.13 | 0.00 | 0.000 | 0.00 |
| 3 | Affaire juridique, police | 8'055.65 | 0.086 | 6.43 | 20'782.35 | 0.211 | 16.59 |
| 310 | Police communale | 0.00 | 0.000 | 0.00 | 0.00 | 0.000 | 0.00 |
| 330 | Cantonement | 0.00 | 0.000 | 0.00 | 0.00 | 0.000 | 0.00 |
| 340 | Protection civile | 8'055.65 | 0.086 | 6.43 | 20'782.35 | 0.211 | 16.59 |
| 4 | Hygiène publique | 5'253.25 | 0.056 | 4.19 | 0.00 | 0.000 | 0.00 |
| 400 | Police des denrées | 0.00 | 0.000 | 0.00 | 0.00 | 0.000 | 0.00 |
| 410 | Police sanitaire | 5'253.25 | 0.056 | 4.19 | 0.00 | 0.000 | 0.00 |
| 415 | Arrondissement de sépulture | 0.00 | 0.000 | 0.00 | 0.00 | 0.000 | 0.00 |
| 5 | Instruction | 2'123'453.40 | 22.679 | 1'694.70 | 99'066.70 | 1.006 | 79.06 |
| 510 | Service de l'école/école primaire | 96'430.45 | 1.030 | 76.96 | 0.00 | 0.000 | 0.00 |
| 511 | Transport scolaire | 21'870.10 | 0.234 | 17.45 | 2'213.00 | 0.022 | 1.77 |
| 512 | Places de jeu/Halles de gym | 480'347.80 | 5.130 | 383.36 | 47'995.50 | 0.487 | 38.30 |
| 520 | Ecole secondaire | 154'666.25 | 1.652 | 123.44 | 0.00 | 0.000 | 0.00 |
| 530 | Colonie de vacances | 0.00 | 0.000 | 0.00 | 0.00 | 0.000 | 0.00 |
| 540 | Ecole ménagère | 0.00 | 0.000 | 0.00 | 0.00 | 0.000 | 0.00 |
| 570 | Ecole enfantine | 0.00 | 0.000 | 0.00 | 0.00 | 0.000 | 0.00 |
| 580 | Contr. écolage, piscine, biblio ... | 139'558.80 | 1.490 | 111.38 | 48'858.20 | 0.496 | 38.99 |
| 590 | Contribution pour instruction | 1'230'580.00 | 13.143 | 982.11 | 0.00 | 0.000 | 0.00 |
| 6 | Action social | 929'409.85 | 9.926 | 741.75 | 176'353.19 | 1.790 | 140.74 |
| 600 | Secours | 325'608.30 | 3.478 | 259.86 | 90'009.29 | 0.914 | 71.84 |
| 610 | Service dentaire | 2'006.85 | 0.021 | 1.60 | 0.00 | 0.000 | 0.00 |
| 620 | Autres institutions | 15'257.60 | 0.163 | 12.18 | 0.00 | 0.000 | 0.00 |
| 630 | Foyers communaux | 0.00 | 0.000 | 0.00 | 0.00 | 0.000 | 0.00 |
| 640 | Crèches, UAPE | 243'008.90 | 2.595 | 193.94 | 82'955.45 | 0.842 | 66.21 |
| 650 | Répartition des charges | -9'555.30 | -0.102 | -7.63 | 0.00 | 0.000 | 0.00 |
| 659 | AVS, off. logement, chômage etc | 353'083.50 | 3.771 | 281.79 | 3'388.45 | 0.034 | 2.70 |
| 665 | Contr. Institution publique | 0.00 | 0.000 | 0.00 | 0.00 | 0.000 | 0.00 |

| Boncourt | | | Charges | en % | Fr./hab. | Produits | en% | Fr./hab. |
|----------|-----|-----------------------------|---------------------|---------------|-----------------|---------------------|---------------|-----------------|
| 7 | | Economie publique | 52'155.20 | 0.557 | 41.62 | 675.00 | 0.007 | 0.54 |
| | 700 | Foires, marchés | 0.00 | 0.000 | 0.00 | 675.00 | 0.007 | 0.54 |
| | 710 | Tourisme | 49'814.70 | 0.532 | 39.76 | 0.00 | 0.000 | 0.00 |
| | 720 | Agriculture | 2'340.50 | 0.025 | 1.87 | 0.00 | 0.000 | 0.00 |
| | 740 | Développement économique | 0.00 | 0.000 | 0.00 | 0.00 | 0.000 | 0.00 |
| 8 | | Finances | 2'119'842.89 | 22.640 | 1'691.81 | 375'042.40 | 3.807 | 299.32 |
| | 810 | Intérêts courts termes | 2'946.20 | 0.031 | 2.35 | 0.00 | 0.000 | 0.00 |
| | 811 | Intérêts longs termes | 178'165.49 | 1.903 | 142.19 | 0.00 | 0.000 | 0.00 |
| | 820 | Amortissements | 1'789'622.90 | 19.113 | 1'428.27 | 0.00 | 0.000 | 0.00 |
| | 825 | Charges d'immeubles | 149'108.30 | 1.592 | 119.00 | 3'000.00 | 0.030 | 2.39 |
| | 826 | Pâturages | 0.00 | 0.000 | 0.00 | 0.00 | 0.000 | 0.00 |
| | 830 | Subvention et contribution | 0.00 | 0.000 | 0.00 | 0.00 | 0.000 | 0.00 |
| | 840 | Intérêts actifs | 0.00 | 0.000 | 0.00 | 16'484.05 | 0.167 | 13.16 |
| | 850 | Rendement des immeubles | 0.00 | 0.000 | 0.00 | 353'433.35 | 3.588 | 282.07 |
| | 855 | Provision, réserve, fonds | 0.00 | 0.000 | 0.00 | 0.00 | 0.000 | 0.00 |
| | 860 | Subventions | 0.00 | 0.000 | 0.00 | 0.00 | 0.000 | 0.00 |
| | 870 | Gains vente fortune | 0.00 | 0.000 | 0.00 | 2'125.00 | 0.022 | 1.70 |
| | 875 | Divers | 0.00 | 0.000 | 0.00 | 0.00 | 0.000 | 0.00 |
| 9 | | Imposition | 2'706'432.30 | 28.905 | 2'159.96 | 8'831'458.70 | 89.653 | 7'048.25 |
| | 910 | Impôts ordinaires | 0.00 | 0.000 | 0.00 | 7'649'037.20 | 77.649 | 6'104.58 |
| | 911 | Variation d'impôts | 482'226.70 | 5.150 | 384.86 | 662'546.65 | 6.726 | 528.77 |
| | 912 | Partage d'impôts | 135'964.00 | 1.452 | 108.51 | 42'245.95 | 0.429 | 33.72 |
| | 915 | Elimination d'impôts | 169'111.50 | 1.806 | 134.97 | 0.00 | 0.000 | 0.00 |
| | 920 | Autres impôts | 20'155.10 | 0.215 | 16.09 | 477'628.90 | 4.849 | 381.19 |
| | 940 | Fonds de péréquation | 1'898'975.00 | 20.281 | 1'515.54 | 0.00 | 0.000 | 0.00 |
| | | Totaux | 9'363'222.92 | 100.00 | 7'472.64 | 9'850'739.94 | 100.00 | 7'861.72 |
| | | Excédent de produits | 487'517.02 | | | | | |
| | | | 9'850'739.94 | | | 9'850'739.94 | | |

BONCOURT

INDICATEURS FINANCIERS 2009 – 2013

| | 2009 | 2010 | 2011 | 2012 | 2013 | Moyenne |
|---------------------------------------|------------|--------------|------------|--------------|--------------|---------------------|
| Autofinancement (en fr.) | 721'909.43 | 1'115'853.10 | 332'382.00 | 2'514'773.65 | 2'191'239.87 | 1'375'231.61 |
| Degré d'autofinancement (%) | 98.10 | 537.41 | 80.67 | 127.86 | 62.05 | 181.22 |
| Capacité d'autofinancement (%) | 9.89 | 13.34 | 4.29 | 25.52 | 22.50 | 15.11 |



Une capacité d'autofinancement de :

- Moins de 10% est considéré comme mauvaise
- De 10% à 20% est considéré comme moyenne à bonne
- Plus de 20% est considéré comme très bonne

BASSE-ALLAINE

1'272 habitants

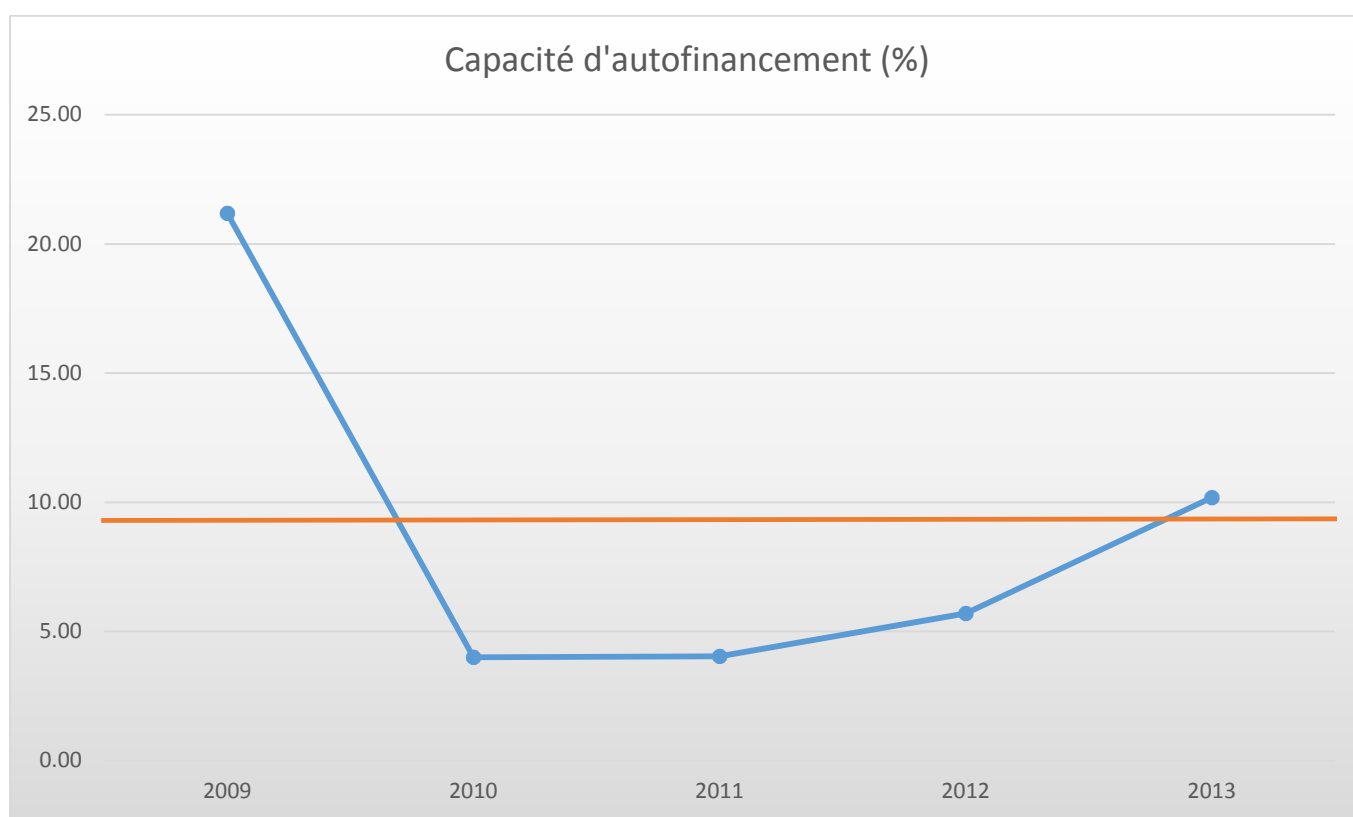
| Basse-Allaine | | Charges | en % | Fr./hab. | Produits | en% | Fr./hab. |
|---------------|-------------------------------------|---------------------|---------------|-----------------|-------------------|--------------|---------------|
| 1 | Autorité | 454'648.80 | 10.427 | 357.43 | 91'566.65 | 2.077 | 71.99 |
| 100 | Communes, votations, élections | 500.00 | 0.011 | 0.39 | 0.00 | 0.000 | 0.00 |
| 110 | Conseil général/de Ville | 0.00 | 0.000 | 0.00 | 0.00 | 0.000 | 0.00 |
| 111 | Conseil communal | 40'983.90 | 0.940 | 32.22 | 0.00 | 0.000 | 0.00 |
| 112 | Commissions | 7'769.00 | 0.178 | 6.11 | 0.00 | 0.000 | 0.00 |
| 115 | Personnel administratif | 160'400.15 | 3.679 | 126.10 | 1'985.00 | 0.045 | 1.56 |
| 116 | Charges du personnel | 148'879.45 | 3.414 | 117.04 | 78'650.45 | 1.784 | 61.83 |
| 130 | Frais administratifs | 96'116.30 | 2.204 | 75.56 | 3'864.10 | 0.088 | 3.04 |
| 170 | Emoluments | 0.00 | 0.000 | 0.00 | 7'067.10 | 0.160 | 5.56 |
| 2 | Travaux publics | 335'747.85 | 7.700 | 263.95 | 138'692.25 | 3.145 | 109.03 |
| 200 | Entretien des routes | 246'534.55 | 5.654 | 193.82 | 62'325.95 | 1.413 | 49.00 |
| 201 | Ouvrages collectifs | 0.00 | 0.000 | 0.00 | 0.00 | 0.000 | 0.00 |
| 205 | Eclairage public | 62'012.00 | 1.422 | 48.75 | 63'035.00 | 1.430 | 49.56 |
| 206 | Horloge publique | 0.00 | 0.000 | 0.00 | 0.00 | 0.000 | 0.00 |
| 210 | Cours d'eau | 454.70 | 0.010 | 0.36 | 0.00 | 0.000 | 0.00 |
| 230 | Cadastre | 26'746.60 | 0.613 | 21.03 | 13'331.30 | 0.302 | 10.48 |
| 240 | Aménagement du territoire | 0.00 | 0.000 | 0.00 | 0.00 | 0.000 | 0.00 |
| 3 | Affaire juridique, police | 19'778.85 | 0.454 | 15.55 | 11'350.00 | 0.257 | 8.92 |
| 310 | Police communale | 350.00 | 0.008 | 0.28 | 350.00 | 0.008 | 0.28 |
| 330 | Cantonement | 450.00 | 0.010 | 0.35 | 0.00 | 0.000 | 0.00 |
| 340 | Protection civile | 18'978.85 | 0.435 | 14.92 | 11'000.00 | 0.249 | 8.65 |
| 4 | Hygiène publique | 7'718.60 | 0.177 | 6.07 | 0.00 | 0.000 | 0.00 |
| 400 | Police des denrées | 170.00 | 0.004 | 0.13 | 0.00 | 0.000 | 0.00 |
| 410 | Police sanitaire | 7'548.60 | 0.173 | 5.93 | 0.00 | 0.000 | 0.00 |
| 415 | Arrondissement de sépulture | 0.00 | 0.000 | 0.00 | 0.00 | 0.000 | 0.00 |
| 5 | Instruction | 1'727'512.05 | 39.620 | 1'358.11 | 164'937.45 | 3.740 | 129.67 |
| 510 | Service de l'école/école primaire | 47'626.70 | 1.092 | 37.44 | 6'028.60 | 0.137 | 4.74 |
| 511 | Transport scolaire | 125'948.60 | 2.889 | 99.02 | 125'839.40 | 2.854 | 98.93 |
| 512 | Places de jeu/Halles de gym | 145'944.75 | 3.347 | 114.74 | 32'677.55 | 0.741 | 25.69 |
| 520 | Ecole secondaire | 122'776.50 | 2.816 | 96.52 | 0.00 | 0.000 | 0.00 |
| 530 | Colonie de vacances | 0.00 | 0.000 | 0.00 | 0.00 | 0.000 | 0.00 |
| 540 | Ecole ménagère | 0.00 | 0.000 | 0.00 | 0.00 | 0.000 | 0.00 |
| 570 | Ecole enfantine | 4'597.65 | 0.105 | 3.61 | 391.90 | 0.009 | 0.31 |
| 580 | Contr. écolage, piscine, biblio ... | 47'415.00 | 1.087 | 37.28 | 0.00 | 0.000 | 0.00 |
| 590 | Contribution pour instruction | 1'233'202.85 | 28.283 | 969.50 | 0.00 | 0.000 | 0.00 |
| 6 | Action social | 813'357.45 | 18.654 | 639.43 | 124'194.90 | 2.816 | 97.64 |
| 600 | Secours | 88'879.35 | 2.038 | 69.87 | 4'773.60 | 0.108 | 3.75 |
| 610 | Service dentaire | 3'975.95 | 0.091 | 3.13 | 0.00 | 0.000 | 0.00 |
| 620 | Autres institutions | 7'530.50 | 0.173 | 5.92 | 0.00 | 0.000 | 0.00 |
| 630 | Foyers communaux | 2'757.85 | 0.063 | 2.17 | 0.00 | 0.000 | 0.00 |
| 640 | Crèches, UAPE | 0.00 | 0.000 | 0.00 | 0.00 | 0.000 | 0.00 |
| 650 | Répartition des charges | 364'605.40 | 8.362 | 286.64 | 114'000.00 | 2.585 | 89.62 |
| 659 | AVS, off. logement, chômage etc | 343'723.50 | 7.883 | 270.22 | 5'421.30 | 0.123 | 4.26 |
| 665 | Contr. Institution publique | 1'884.90 | 0.043 | 1.48 | 0.00 | 0.000 | 0.00 |

| Basse-Allaine | | | Charges | en % | Fr./hab. | Produits | en% | Fr./hab. |
|---------------|-----|-----------------------------|---------------------|---------------|-----------------|---------------------|---------------|-----------------|
| 7 | | Economie publique | 25'142.00 | 0.577 | 19.77 | 0.00 | 0.000 | 0.00 |
| | 700 | Foires, marchés | 0.00 | 0.000 | 0.00 | 0.00 | 0.000 | 0.00 |
| | 710 | Tourisme | 23'668.00 | 0.543 | 18.61 | 0.00 | 0.000 | 0.00 |
| | 720 | Agriculture | 1'474.00 | 0.034 | 1.16 | 0.00 | 0.000 | 0.00 |
| | 740 | Développement économique | 0.00 | 0.000 | 0.00 | 0.00 | 0.000 | 0.00 |
| 8 | | Finances | 740'375.82 | 16.980 | 582.06 | 199'747.70 | 4.530 | 157.03 |
| | 810 | Intérêts courts termes | 7'561.82 | 0.173 | 5.94 | 0.00 | 0.000 | 0.00 |
| | 811 | Intérêts longs termes | 167'226.40 | 3.835 | 131.47 | 0.00 | 0.000 | 0.00 |
| | 820 | Amortissements | 375'029.25 | 8.601 | 294.83 | 0.00 | 0.000 | 0.00 |
| | 825 | Charges d'immeubles | 150'836.90 | 3.459 | 118.58 | 0.00 | 0.000 | 0.00 |
| | 826 | Pâturages | 0.00 | 0.000 | 0.00 | 0.00 | 0.000 | 0.00 |
| | 830 | Subvention et contribution | 10'465.00 | 0.240 | 8.23 | 3'300.00 | 0.075 | 2.59 |
| | 840 | Intérêts actifs | 2'669.60 | 0.061 | 2.10 | 42'159.15 | 0.956 | 33.14 |
| | 850 | Rendement des immeubles | 0.00 | 0.000 | 0.00 | 125'556.70 | 2.847 | 98.71 |
| | 855 | Provision, réserve, fonds | 26'586.85 | 0.610 | 20.90 | 0.00 | 0.000 | 0.00 |
| | 860 | Subventions | 0.00 | 0.000 | 0.00 | 0.00 | 0.000 | 0.00 |
| | 870 | Gains vente fortune | 0.00 | 0.000 | 0.00 | 28'731.85 | 0.652 | 22.59 |
| | 875 | Divers | 0.00 | 0.000 | 0.00 | 0.00 | 0.000 | 0.00 |
| 9 | | Imposition | 235'934.40 | 5.411 | 185.48 | 3'679'075.79 | 83.434 | 2'892.36 |
| | 910 | Impôts ordinaires | 0.00 | 0.000 | 0.00 | 2'918'201.84 | 66.179 | 2'294.18 |
| | 911 | Variation d'impôts | 154'913.75 | 3.553 | 121.79 | 139'343.90 | 3.160 | 109.55 |
| | 912 | Partage d'impôts | 16'837.40 | 0.386 | 13.24 | 77'461.20 | 1.757 | 60.90 |
| | 915 | Elimination d'impôts | 60'572.35 | 1.389 | 47.62 | 1'175.45 | 0.027 | 0.92 |
| | 920 | Autres impôts | 3'610.90 | 0.083 | 2.84 | 157'999.40 | 3.583 | 124.21 |
| | 940 | Fonds de péréquation | 0.00 | 0.000 | 0.00 | 384'894.00 | 8.729 | 302.59 |
| | | Totaux | 4'360'215.82 | 100.00 | 3'427.84 | 4'409'564.74 | 100.00 | 3'466.64 |
| | | Excédent de produits | 49'348.92 | | | | | |
| | | | 4'409'564.74 | | | 4'409'564.74 | | |

BASSE-ALLAINE

INDICATEURS FINANCIERS 2009 – 2013

| | 2009 | 2010 | 2011 | 2012 | 2013 | Moyenne |
|---------------------------------------|--------------|------------|------------|------------|------------|-------------------|
| Autofinancement (en fr.) | 1'001'885.20 | 163'083.95 | 160'357.00 | 229'703.58 | 431'880.17 | 397'381.98 |
| Degré d'autofinancement (%) | 194.65 | 34.35 | 60.50 | 1'577.06 | 0.00 | 373.31 |
| Capacité d'autofinancement (%) | 21.18 | 4.00 | 4.03 | 5.70 | 10.18 | 9.02 |



Une capacité d'autofinancement de :

- Moins de 10% est considéré comme mauvaise
- De 10% à 20% est considéré comme moyenne à bonne
- Plus de 20% est considéré comme très bonne

CLOS DU DOUBS

1'301 habitants

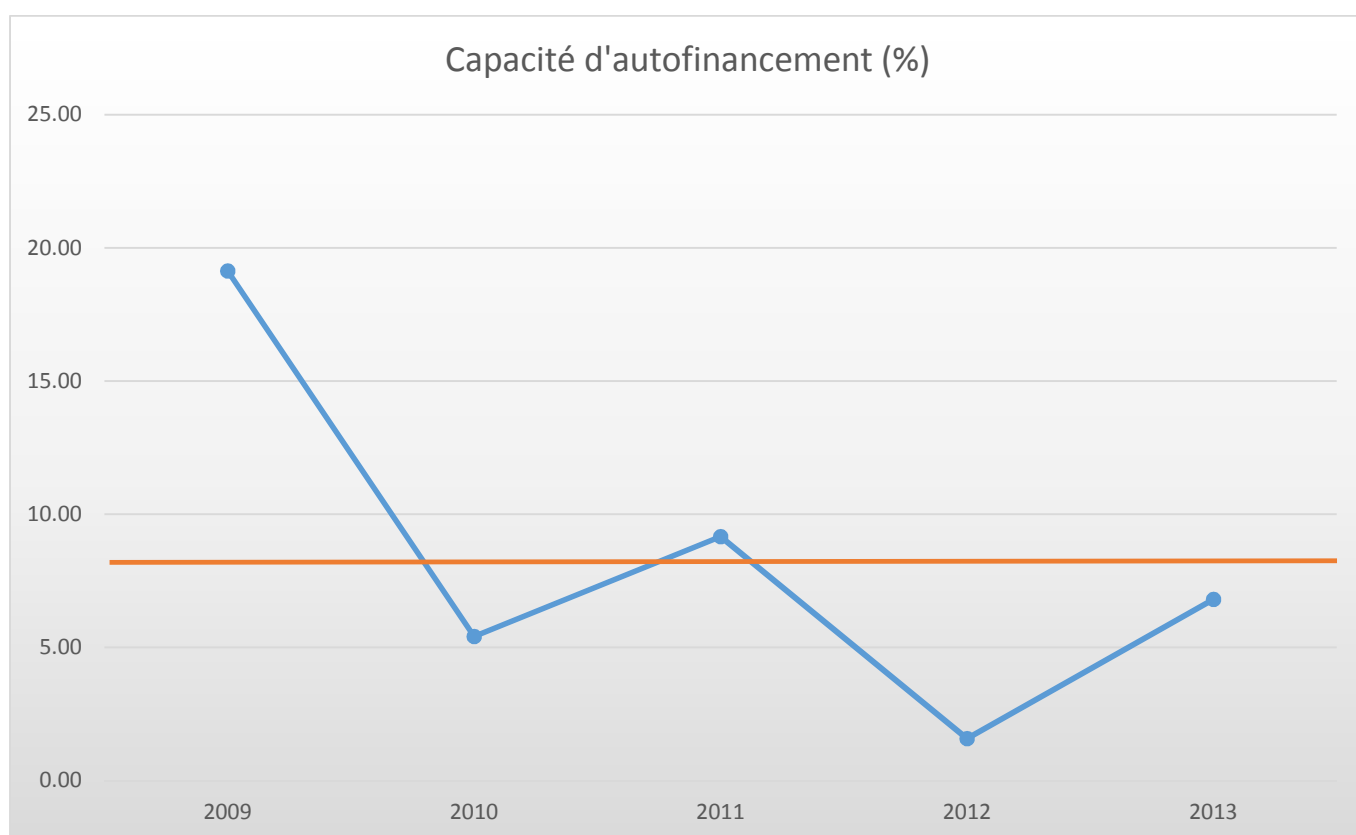
| Clos du Doubs | | Charges | en % | Fr./hab. | Produits | en% | Fr./hab. |
|---------------|-------------------------------------|---------------------|---------------|-----------------|-------------------|---------------|---------------|
| 1 | Autorité | 632'391.85 | 12.160 | 486.08 | 120'901.60 | 2.317 | 92.93 |
| 100 | Communes, votations, élections | 0.00 | 0.000 | 0.00 | 0.00 | 0.000 | 0.00 |
| 110 | Conseil général/de Ville | 0.00 | 0.000 | 0.00 | 0.00 | 0.000 | 0.00 |
| 111 | Conseil communal | 112'292.20 | 2.159 | 86.31 | 5'308.55 | 0.102 | 4.08 |
| 112 | Commissions | 21'243.30 | 0.408 | 16.33 | 0.00 | 0.000 | 0.00 |
| 115 | Personnel administratif | 245'785.30 | 4.726 | 188.92 | 19'956.25 | 0.382 | 15.34 |
| 116 | Charges du personnel | 140'446.20 | 2.701 | 107.95 | 73'689.10 | 1.412 | 56.64 |
| 130 | Frais administratifs | 112'624.85 | 2.166 | 86.57 | 11'434.05 | 0.219 | 8.79 |
| 170 | Emoluments | 0.00 | 0.000 | 0.00 | 10'513.65 | 0.201 | 8.08 |
| 2 | Travaux publics | 417'789.70 | 8.033 | 321.13 | 217'261.30 | 4.164 | 167.00 |
| 200 | Entretien des routes | 289'625.90 | 5.569 | 222.62 | 78'315.25 | 1.501 | 60.20 |
| 201 | Ouvrages collectifs | 0.00 | 0.000 | 0.00 | 0.00 | 0.000 | 0.00 |
| 205 | Eclairage public | 53'203.30 | 1.023 | 40.89 | 81'163.00 | 1.555 | 62.39 |
| 206 | Horloge publique | 0.00 | 0.000 | 0.00 | 0.00 | 0.000 | 0.00 |
| 210 | Cours d'eau | 1'884.60 | 0.036 | 1.45 | 0.00 | 0.000 | 0.00 |
| 230 | Cadastre | 73'075.90 | 1.405 | 56.17 | 57'783.05 | 1.107 | 44.41 |
| 240 | Aménagement du territoire | 0.00 | 0.000 | 0.00 | 0.00 | 0.000 | 0.00 |
| 3 | Affaire juridique, police | 12'927.30 | 0.249 | 9.94 | 15'079.00 | 0.289 | 11.59 |
| 310 | Police communale | 4'541.50 | 0.087 | 3.49 | 0.00 | 0.000 | 0.00 |
| 330 | Cantonement | 0.00 | 0.000 | 0.00 | 0.00 | 0.000 | 0.00 |
| 340 | Protection civile | 8'385.80 | 0.161 | 6.45 | 15'079.00 | 0.289 | 11.59 |
| 4 | Hygiène publique | 0.00 | 0.000 | 0.00 | 0.00 | 0.000 | 0.00 |
| 400 | Police des denrées | 0.00 | 0.000 | 0.00 | 0.00 | 0.000 | 0.00 |
| 410 | Police sanitaire | 0.00 | 0.000 | 0.00 | 0.00 | 0.000 | 0.00 |
| 415 | Arrondissement de sépulture | 0.00 | 0.000 | 0.00 | 0.00 | 0.000 | 0.00 |
| 5 | Instruction | 1'739'321.65 | 33.444 | 1'336.91 | 99'903.75 | 1.915 | 76.79 |
| 510 | Service de l'école/école primaire | 70'424.35 | 1.354 | 54.13 | 42'768.00 | 0.820 | 32.87 |
| 511 | Transport scolaire | 142'176.80 | 2.734 | 109.28 | 2'277.00 | 0.044 | 1.75 |
| 512 | Places de jeu/Halles de gym | 224'198.90 | 4.311 | 172.33 | 46'898.75 | 0.899 | 36.05 |
| 520 | Ecole secondaire | 143'741.50 | 2.764 | 110.49 | 4'760.00 | 0.091 | 3.66 |
| 530 | Colonie de vacances | 0.00 | 0.000 | 0.00 | 0.00 | 0.000 | 0.00 |
| 540 | Ecole ménagère | 0.00 | 0.000 | 0.00 | 0.00 | 0.000 | 0.00 |
| 570 | Ecole enfantine | 0.00 | 0.000 | 0.00 | 0.00 | 0.000 | 0.00 |
| 580 | Contr. écolage, piscine, biblio ... | 50'918.35 | 0.979 | 39.14 | 3'200.00 | 0.061 | 2.46 |
| 590 | Contribution pour instruction | 1'107'861.75 | 21.302 | 851.55 | 0.00 | 0.000 | 0.00 |
| 6 | Action social | 1'437'505.65 | 27.641 | 1'104.92 | 799'618.45 | 15.324 | 614.62 |
| 600 | Secours | 278'177.90 | 5.349 | 213.82 | 197'870.30 | 3.792 | 152.09 |
| 610 | Service dentaire | 7'349.05 | 0.141 | 5.65 | 0.00 | 0.000 | 0.00 |
| 620 | Autres institutions | 43'618.15 | 0.839 | 33.53 | 0.00 | 0.000 | 0.00 |
| 630 | Foyers communaux | 0.00 | 0.000 | 0.00 | 0.00 | 0.000 | 0.00 |
| 640 | Crèches, UAPE | 426'814.60 | 8.207 | 328.07 | 426'353.80 | 8.171 | 327.71 |
| 650 | Répartition des charges | 354'602.35 | 6.818 | 272.56 | 165'185.35 | 3.166 | 126.97 |
| 659 | AVS, off. logement, chômage etc | 326'943.60 | 6.287 | 251.30 | 10'209.00 | 0.196 | 7.85 |
| 665 | Contr. Institution publique | 0.00 | 0.000 | 0.00 | 0.00 | 0.000 | 0.00 |

| Clos du Doubs | | | Charges | en % | Fr./hab. | Produits | en% | Fr./hab. |
|---------------|-----|-----------------------------|---------------------|---------------|-----------------|---------------------|---------------|-----------------|
| 7 | | Economie publique | 78'622.25 | 1.512 | 60.43 | 47'154.00 | 0.904 | 36.24 |
| | 700 | Foires, marchés | 2'598.50 | 0.050 | 2.00 | 1'194.00 | 0.023 | 0.92 |
| | 710 | Tourisme | 36'854.30 | 0.709 | 28.33 | 2'832.00 | 0.054 | 2.18 |
| | 720 | Agriculture | 39'169.45 | 0.753 | 30.11 | 43'128.00 | 0.827 | 33.15 |
| | 740 | Développement économique | 0.00 | 0.000 | 0.00 | 0.00 | 0.000 | 0.00 |
| 8 | | Finances | 675'395.45 | 12.987 | 519.14 | 441'559.90 | 8.462 | 339.40 |
| | 810 | Intérêts courts termes | 493.80 | 0.009 | 0.38 | 0.00 | 0.000 | 0.00 |
| | 811 | Intérêts longs termes | 105'297.25 | 2.025 | 80.94 | 0.00 | 0.000 | 0.00 |
| | 820 | Amortissements | 264'859.80 | 5.093 | 203.58 | 8'000.00 | 0.153 | 6.15 |
| | 825 | Charges d'immeubles | 277'519.30 | 5.336 | 213.31 | 19'718.20 | 0.378 | 15.16 |
| | 826 | Pâturages | 0.00 | 0.000 | 0.00 | 0.00 | 0.000 | 0.00 |
| | 830 | Subvention et contribution | 2'095.00 | 0.040 | 1.61 | 0.00 | 0.000 | 0.00 |
| | 840 | Intérêts actifs | 2'494.85 | 0.048 | 1.92 | 52'249.30 | 1.001 | 40.16 |
| | 850 | Rendement des immeubles | 22'635.45 | 0.435 | 17.40 | 361'453.80 | 6.927 | 277.83 |
| | 855 | Provision, réserve, fonds | 0.00 | 0.000 | 0.00 | 138.60 | 0.003 | 0.11 |
| | 860 | Subventions | 0.00 | 0.000 | 0.00 | 0.00 | 0.000 | 0.00 |
| | 870 | Gains vente fortune | 0.00 | 0.000 | 0.00 | 0.00 | 0.000 | 0.00 |
| | 875 | Divers | 0.00 | 0.000 | 0.00 | 0.00 | 0.000 | 0.00 |
| 9 | | Imposition | 206'694.00 | 3.974 | 158.87 | 3'476'443.25 | 66.625 | 2'672.13 |
| | 910 | Impôts ordinaires | 0.00 | 0.000 | 0.00 | 2'658'876.15 | 50.957 | 2'043.72 |
| | 911 | Variation d'impôts | 119'334.45 | 2.295 | 91.73 | 203'315.05 | 3.896 | 156.28 |
| | 912 | Partage d'impôts | 17'406.05 | 0.335 | 13.38 | 94'252.05 | 1.806 | 72.45 |
| | 915 | Elimination d'impôts | 32'231.50 | 0.620 | 24.77 | 0.00 | 0.000 | 0.00 |
| | 920 | Autres impôts | 37'722.00 | 0.725 | 28.99 | 206'164.00 | 3.951 | 158.47 |
| | 940 | Fonds de péréquation | 0.00 | 0.000 | 0.00 | 313'836.00 | 6.015 | 241.23 |
| | | Totaux | 5'200'647.85 | 100.00 | 3'997.42 | 5'217'921.25 | 100.00 | 4'010.70 |
| | | Excédent de produits | 17'273.40 | | | | | |
| | | | 5'217'921.25 | | | 5'217'921.25 | | |

CLOS DU DOUBS

INDICATEURS FINANCIERS 2009 – 2013

| | 2009 | 2010 | 2011 | 2012 | 2013 | Moyenne |
|---------------------------------------|--------------|------------|------------|-----------|------------|-------------------|
| Autofinancement (en fr.) | 1'016'248.00 | 240'437.00 | 433'990.00 | 74'682.00 | 347'545.00 | 422'580.40 |
| Degré d'autofinancement (%) | 194.60 | 30.25 | 0.00 | 20.83 | 38.38 | 56.81 |
| Capacité d'autofinancement (%) | 19.13 | 5.41 | 9.16 | 1.58 | 6.80 | 8.42 |



Une capacité d'autofinancement de :

- Moins de 10% est considéré comme mauvaise
- De 10% à 20% est considéré comme moyenne à bonne
- Plus de 20% est considéré comme très bonne

DEVELIER

1'421 habitants

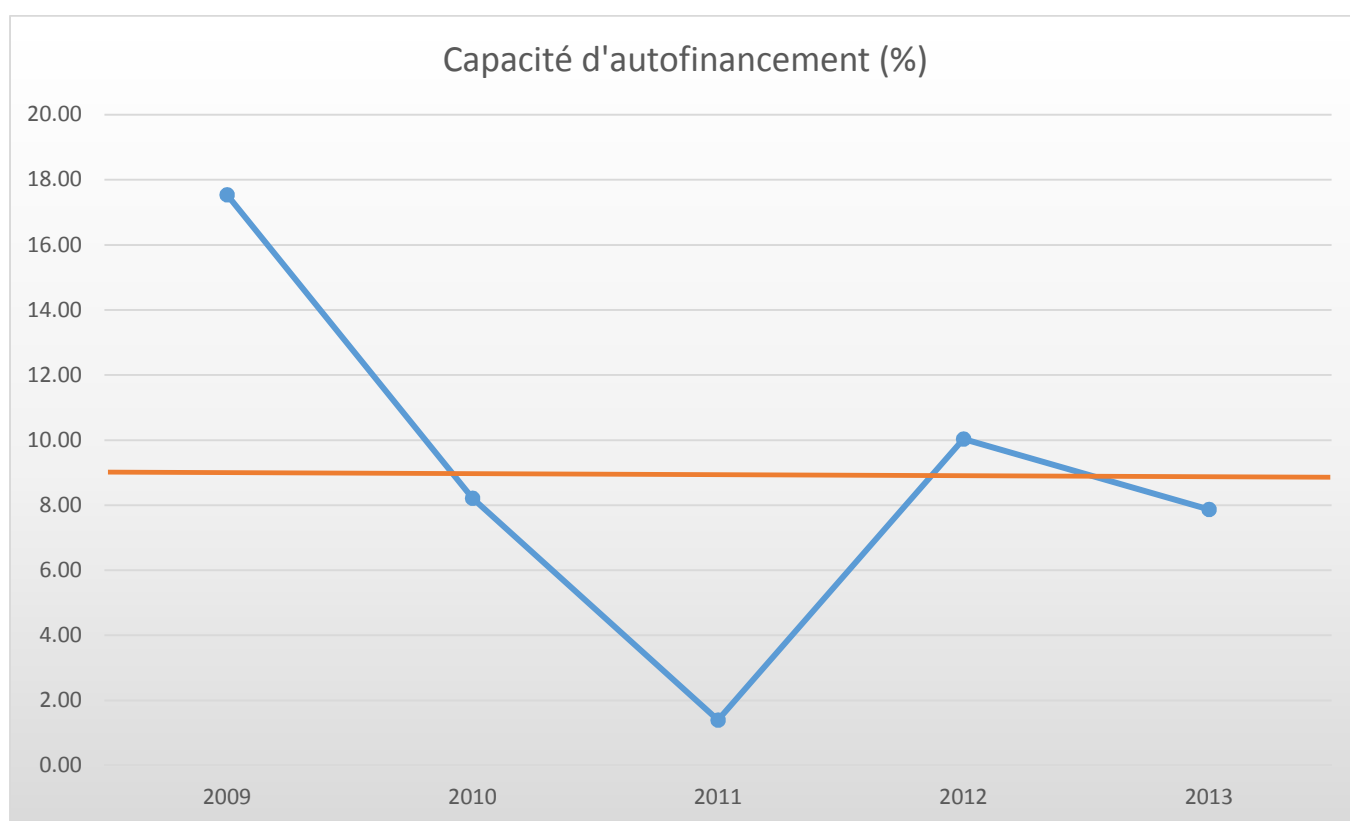
| Develier | | Charges | en % | Fr./hab. | Produits | en% | Fr./hab. |
|----------|-------------------------------------|---------------------|---------------|-----------------|-------------------|--------------|---------------|
| 1 | Autorité | 551'882.32 | 11.693 | 388.38 | 244'451.25 | 5.202 | 172.03 |
| 100 | Communes, votations, élections | 3'692.20 | 0.078 | 2.60 | 0.00 | 0.000 | 0.00 |
| 110 | Conseil général/de Ville | 0.00 | 0.000 | 0.00 | 0.00 | 0.000 | 0.00 |
| 111 | Conseil communal | 52'503.30 | 1.112 | 36.95 | 12'224.35 | 0.260 | 8.60 |
| 112 | Commissions | 1'865.00 | 0.040 | 1.31 | 0.00 | 0.000 | 0.00 |
| 115 | Personnel administratif | 334'205.35 | 7.081 | 235.19 | 124'794.25 | 2.656 | 87.82 |
| 116 | Charges du personnel | 91'823.30 | 1.946 | 64.62 | 57'883.45 | 1.232 | 40.73 |
| 130 | Frais administratifs | 67'793.17 | 1.436 | 47.71 | 45'666.55 | 0.972 | 32.14 |
| 170 | Emoluments | 0.00 | 0.000 | 0.00 | 3'882.65 | 0.083 | 2.73 |
| 2 | Travaux publics | 420'360.10 | 8.907 | 295.82 | 195'818.30 | 4.167 | 137.80 |
| 200 | Entretien des routes | 367'559.60 | 7.788 | 258.66 | 170'113.70 | 3.620 | 119.71 |
| 201 | Ouvrages collectifs | 0.00 | 0.000 | 0.00 | 0.00 | 0.000 | 0.00 |
| 205 | Eclairage public | 0.00 | 0.000 | 0.00 | 0.00 | 0.000 | 0.00 |
| 206 | Horloge publique | 0.00 | 0.000 | 0.00 | 0.00 | 0.000 | 0.00 |
| 210 | Cours d'eau | 21'973.35 | 0.466 | 15.46 | 0.00 | 0.000 | 0.00 |
| 230 | Cadastre | 18'788.60 | 0.398 | 13.22 | 18'788.60 | 0.400 | 13.22 |
| 240 | Aménagement du territoire | 12'038.55 | 0.255 | 8.47 | 6'916.00 | 0.147 | 4.87 |
| 3 | Affaire juridique, police | 40'418.65 | 0.856 | 28.44 | 24'149.20 | 0.514 | 16.99 |
| 310 | Police communale | 6'212.30 | 0.132 | 4.37 | 7'016.00 | 0.149 | 4.94 |
| 330 | Cantonement | 748.25 | 0.016 | 0.53 | 0.00 | 0.000 | 0.00 |
| 340 | Protection civile | 33'458.10 | 0.709 | 23.55 | 17'133.20 | 0.365 | 12.06 |
| 4 | Hygiène publique | 139.40 | 0.003 | 0.10 | 0.00 | 0.000 | 0.00 |
| 400 | Police des denrées | 139.40 | 0.003 | 0.10 | 0.00 | 0.000 | 0.00 |
| 410 | Police sanitaire | 0.00 | 0.000 | 0.00 | 0.00 | 0.000 | 0.00 |
| 415 | Arrondissement de sépulture | 0.00 | 0.000 | 0.00 | 0.00 | 0.000 | 0.00 |
| 5 | Instruction | 1'849'681.25 | 39.191 | 1'301.68 | 81'814.35 | 1.741 | 57.58 |
| 510 | Service de l'école/école primaire | 67'590.25 | 1.432 | 47.57 | 5'468.20 | 0.116 | 3.85 |
| 511 | Transport scolaire | 2'115.00 | 0.045 | 1.49 | 2'115.00 | 0.045 | 1.49 |
| 512 | Places de jeu/Halles de gym | 167'471.75 | 3.548 | 117.85 | 38'892.30 | 0.828 | 27.37 |
| 520 | Ecole secondaire | 152'397.30 | 3.229 | 107.25 | 0.00 | 0.000 | 0.00 |
| 530 | Colonie de vacances | 6'527.00 | 0.138 | 4.59 | 1'907.00 | 0.041 | 1.34 |
| 540 | Ecole ménagère | 700.00 | 0.015 | 0.49 | 0.00 | 0.000 | 0.00 |
| 570 | Ecole enfantine | 0.00 | 0.000 | 0.00 | 0.00 | 0.000 | 0.00 |
| 580 | Contr. écolage, piscine, biblio ... | 92'844.50 | 1.967 | 65.34 | 33'431.85 | 0.711 | 23.53 |
| 590 | Contribution pour instruction | 1'360'035.45 | 28.816 | 957.10 | 0.00 | 0.000 | 0.00 |
| 6 | Action social | 1'169'740.50 | 24.784 | 823.18 | 186'752.55 | 3.974 | 131.42 |
| 600 | Secours | 211'588.05 | 4.483 | 148.90 | 40'076.70 | 0.853 | 28.20 |
| 610 | Service dentaire | 6'787.40 | 0.144 | 4.78 | 0.00 | 0.000 | 0.00 |
| 620 | Autres institutions | 9'403.60 | 0.199 | 6.62 | 0.00 | 0.000 | 0.00 |
| 630 | Foyers communaux | 0.00 | 0.000 | 0.00 | 0.00 | 0.000 | 0.00 |
| 640 | Crèches, UAPE | 217'016.85 | 4.598 | 152.72 | 143'240.75 | 3.048 | 100.80 |
| 650 | Répartition des charges | 316'436.10 | 6.705 | 222.69 | 0.00 | 0.000 | 0.00 |
| 659 | AVS, off. logement, chômage etc | 408'508.50 | 8.655 | 287.48 | 3'435.10 | 0.073 | 2.42 |
| 665 | Contr. Institution publique | 0.00 | 0.000 | 0.00 | 0.00 | 0.000 | 0.00 |

| Develier | | Charges | en % | Fr./hab. | Produits | en% | Fr./hab. |
|----------|--------------------------------|---------------------|---------------|-----------------|---------------------|---------------|-----------------|
| 7 | Economie publique | 29'062.95 | 0.616 | 20.45 | 1'413.30 | 0.030 | 0.99 |
| | 700 Foires marchés | 0.00 | 0.000 | 0.00 | 0.00 | 0.000 | 0.00 |
| | 710 Tourisme | 26'433.00 | 0.560 | 18.60 | 95.30 | 0.002 | 0.07 |
| | 720 Agriculture | 814.00 | 0.017 | 0.57 | 0.00 | 0.000 | 0.00 |
| | 740 Développement économique | 1'815.95 | 0.038 | 1.28 | 1'318.00 | 0.028 | 0.93 |
| 8 | Finances | 518'876.85 | 10.994 | 365.15 | 113'757.92 | 2.421 | 80.05 |
| | 810 Intérêts courts termes | 4'404.35 | 0.093 | 3.10 | 0.00 | 0.000 | 0.00 |
| | 811 Intérêts longs termes | 115'560.27 | 2.448 | 81.32 | 0.00 | 0.000 | 0.00 |
| | 820 Amortissements | 353'366.73 | 7.487 | 248.67 | 0.00 | 0.000 | 0.00 |
| | 825 Charges d'immeubles | 43'039.70 | 0.912 | 30.29 | 6'314.55 | 0.134 | 4.44 |
| | 826 Pâturages | 0.00 | 0.000 | 0.00 | 0.00 | 0.000 | 0.00 |
| | 830 Subvention et contribution | 1'356.90 | 0.029 | 0.95 | 0.00 | 0.000 | 0.00 |
| | 840 Intérêts actifs | 0.00 | 0.000 | 0.00 | 73'304.27 | 1.560 | 51.59 |
| | 850 Rendement des immeubles | 1'148.90 | 0.024 | 0.81 | 24'998.10 | 0.532 | 17.59 |
| | 855 Provision, réserve, fonds | 0.00 | 0.000 | 0.00 | 9'141.00 | 0.195 | 6.43 |
| | 860 Subventions | 0.00 | 0.000 | 0.00 | 0.00 | 0.000 | 0.00 |
| | 870 Gains vente fortune | 0.00 | 0.000 | 0.00 | 0.00 | 0.000 | 0.00 |
| | 875 Divers | 0.00 | 0.000 | 0.00 | 0.00 | 0.000 | 0.00 |
| 9 | Imposition | 139'491.05 | 2.956 | 98.16 | 3'851'300.40 | 81.952 | 2'710.27 |
| | 910 Impôts ordinaires | 0.00 | 0.000 | 0.00 | 3'415'930.50 | 72.688 | 2'403.89 |
| | 911 Variation d'impôts | 24'979.75 | 0.529 | 17.58 | 213'352.30 | 4.540 | 150.14 |
| | 912 Partage d'impôts | 67'534.45 | 1.431 | 47.53 | 41'296.20 | 0.879 | 29.06 |
| | 915 Elimination d'impôts | 21'135.75 | 0.448 | 14.87 | 21'135.75 | 0.450 | 14.87 |
| | 920 Autres impôts | 1'380.10 | 0.029 | 0.97 | 159'585.65 | 3.396 | 112.31 |
| | 940 Fonds de péréquation | 24'461.00 | 0.518 | 17.21 | 0.00 | 0.000 | 0.00 |
| | Totaux | 4'719'653.07 | 100.00 | 3'321.36 | 4'699'457.27 | 100.00 | 3'307.15 |
| | Excédent de charges | | | | 20'195.80 | | |
| | | 4'719'653.07 | | | 4'719'653.07 | | |

DEVELIER

INDICATEURS FINANCIERS 2009 – 2013

| | 2009 | 2010 | 2011 | 2012 | 2013 | Moyenne |
|---------------------------------------|------------|------------|-----------|------------|------------|-------------------|
| Autofinancement (en fr.) | 727'765.91 | 338'558.74 | 53'527.93 | 408'487.79 | 343'972.00 | 374'462.47 |
| Degré d'autofinancement (%) | 46.58 | 62.55 | 20.24 | 95.62 | 719.67 | 188.93 |
| Capacité d'autofinancement (%) | 17.54 | 8.21 | 1.40 | 10.03 | 7.87 | 9.01 |



Une capacité d'autofinancement de :

- Moins de 10% est considéré comme mauvaise
- De 10% à 20% est considéré comme moyenne à bonne
- Plus de 20% est considéré comme très bonne

LES BREULEUX

1'445 habitants

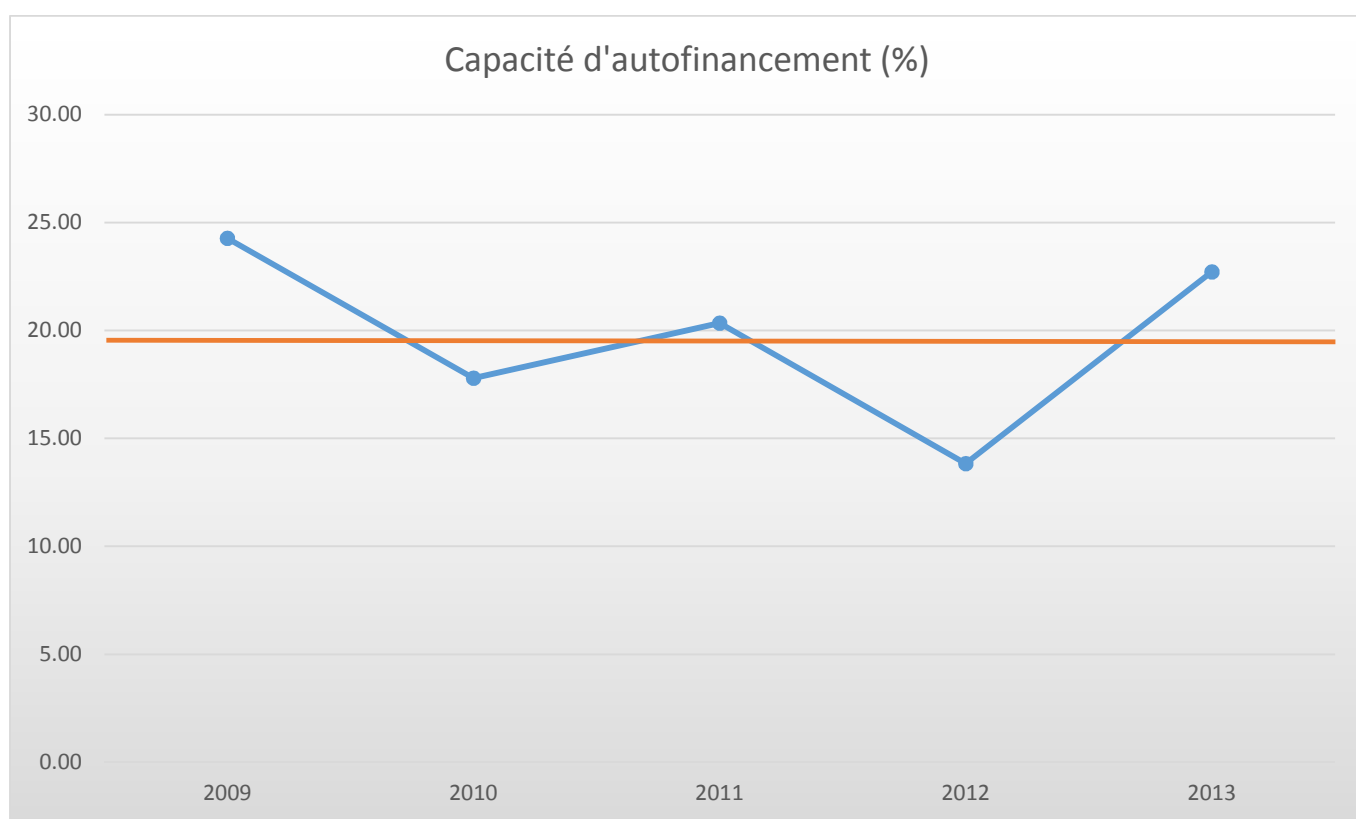
| Les Breuleux | | Charges | en % | Fr./hab. | Produits | en% | Fr./hab. |
|--------------|-------------------------------------|---------------------|---------------|-----------------|---------------------|---------------|---------------|
| 1 | Autorité | 817'298.60 | 8.063 | 565.60 | 337'103.35 | 3.169 | 233.29 |
| 100 | Communes, votations, élections | 3'341.05 | 0.033 | 2.31 | 0.00 | 0.000 | 0.00 |
| 110 | Conseil général/de Ville | 0.00 | 0.000 | 0.00 | 0.00 | 0.000 | 0.00 |
| 111 | Conseil communal | 51'020.15 | 0.503 | 35.31 | 0.00 | 0.000 | 0.00 |
| 112 | Commissions | 1'062.00 | 0.010 | 0.73 | 0.00 | 0.000 | 0.00 |
| 115 | Personnel administratif | 276'100.55 | 2.724 | 191.07 | 55'811.05 | 0.525 | 38.62 |
| 116 | Charges du personnel | 368'920.50 | 3.639 | 255.31 | 237'494.25 | 2.233 | 164.36 |
| 130 | Frais administratifs | 107'037.35 | 1.056 | 74.07 | 11'593.10 | 0.109 | 8.02 |
| 170 | Emoluments | 9'817.00 | 0.097 | 6.79 | 32'204.95 | 0.303 | 22.29 |
| 2 | Travaux publics | 700'074.99 | 6.906 | 484.48 | 330'600.10 | 3.108 | 228.79 |
| 200 | Entretien des routes | 567'955.24 | 5.603 | 393.05 | 217'171.30 | 2.042 | 150.29 |
| 201 | Ouvrages collectifs | 3'000.00 | 0.030 | 2.08 | 0.00 | 0.000 | 0.00 |
| 205 | Eclairage public | 86'603.15 | 0.854 | 59.93 | 78'913.60 | 0.742 | 54.61 |
| 206 | Horloge publique | 0.00 | 0.000 | 0.00 | 0.00 | 0.000 | 0.00 |
| 210 | Cours d'eau | 0.00 | 0.000 | 0.00 | 0.00 | 0.000 | 0.00 |
| 230 | Cadastre | 33'149.45 | 0.327 | 22.94 | 34'515.20 | 0.325 | 23.89 |
| 240 | Aménagement du territoire | 9'367.15 | 0.092 | 6.48 | 0.00 | 0.000 | 0.00 |
| 3 | Affaire juridique, police | 27'351.50 | 0.270 | 18.93 | 10'842.00 | 0.102 | 7.50 |
| 310 | Police communale | 16'379.50 | 0.162 | 11.34 | 200.00 | 0.002 | 0.14 |
| 330 | Cantonement | 330.00 | 0.003 | 0.23 | 0.00 | 0.000 | 0.00 |
| 340 | Protection civile | 10'642.00 | 0.105 | 7.36 | 10'642.00 | 0.100 | 7.36 |
| 4 | Hygiène publique | 19'874.50 | 0.196 | 13.75 | 0.00 | 0.000 | 0.00 |
| 400 | Police des denrées | 0.00 | 0.000 | 0.00 | 0.00 | 0.000 | 0.00 |
| 410 | Police sanitaire | 0.00 | 0.000 | 0.00 | 0.00 | 0.000 | 0.00 |
| 415 | Arrondissement de sépulture | 19'874.50 | 0.196 | 13.75 | 0.00 | 0.000 | 0.00 |
| 5 | Instruction | 2'142'673.38 | 21.137 | 1'482.82 | 549'445.95 | 5.166 | 380.24 |
| 510 | Service de l'école/école primaire | 60'791.10 | 0.600 | 42.07 | 105'409.30 | 0.991 | 72.95 |
| 511 | Transport scolaire | 315'689.32 | 3.114 | 218.47 | 98'815.85 | 0.929 | 68.38 |
| 512 | Places de jeu/Halles de gym | 380'383.46 | 3.752 | 263.24 | 110'742.80 | 1.041 | 76.64 |
| 520 | Ecole secondaire | 116'856.90 | 1.153 | 80.87 | 214'507.70 | 2.017 | 148.45 |
| 530 | Colonie de vacances | 0.00 | 0.000 | 0.00 | 0.00 | 0.000 | 0.00 |
| 540 | Ecole ménagère | 0.00 | 0.000 | 0.00 | 0.00 | 0.000 | 0.00 |
| 570 | Ecole enfantine | 61'932.60 | 0.611 | 42.86 | 19'969.30 | 0.188 | 13.82 |
| 580 | Contr. écolage, piscine, biblio ... | 40'436.00 | 0.399 | 27.98 | 1.00 | 0.000 | 0.00 |
| 590 | Contribution pour instruction | 1'166'584.00 | 11.508 | 807.32 | 0.00 | 0.000 | 0.00 |
| 6 | Action social | 2'280'966.95 | 22.502 | 1'578.52 | 1'151'405.55 | 10.826 | 796.82 |
| 600 | Secours | 572'322.15 | 5.646 | 396.07 | 355'095.75 | 3.339 | 245.74 |
| 610 | Service dentaire | 8'992.70 | 0.089 | 6.22 | 400.00 | 0.004 | 0.28 |
| 620 | Autres institutions | 10'751.50 | 0.106 | 7.44 | 0.00 | 0.000 | 0.00 |
| 630 | Foyers communaux | 5'414.20 | 0.053 | 3.75 | 0.00 | 0.000 | 0.00 |
| 640 | Crèches, UAPE | 789'780.70 | 7.791 | 546.56 | 789'780.70 | 7.426 | 546.56 |
| 650 | Répartition des charges | 319'943.25 | 3.156 | 221.41 | 0.00 | 0.000 | 0.00 |
| 659 | AVS, off. logement, chômage etc | 555'955.45 | 5.485 | 384.74 | 3'422.00 | 0.032 | 2.37 |
| 665 | Contr. Institution publique | 17'807.00 | 0.176 | 12.32 | 2'707.10 | 0.025 | 1.87 |

| Les Breuleux | | | Charges | en % | Fr./hab. | Produits | en% | Fr./hab. |
|--------------|-----|-----------------------------|----------------------|---------------|-----------------|----------------------|---------------|-----------------|
| 7 | | Economie publique | 316'627.15 | 3.124 | 219.12 | 271'365.15 | 2.551 | 187.80 |
| | 700 | Foires, marchés | 6'270.05 | 0.062 | 4.34 | 1'471.15 | 0.014 | 1.02 |
| | 710 | Tourisme | 34'408.70 | 0.339 | 23.81 | 2'162.00 | 0.020 | 1.50 |
| | 720 | Agriculture | 275'948.40 | 2.722 | 190.97 | 267'732.00 | 2.517 | 185.28 |
| | 740 | Développement économique | 0.00 | 0.000 | 0.00 | 0.00 | 0.000 | 0.00 |
| 8 | | Finances | 2'458'658.00 | 24.255 | 1'701.49 | 485'396.48 | 4.564 | 335.91 |
| | 810 | Intérêts courts termes | 448.17 | 0.004 | 0.31 | 0.00 | 0.000 | 0.00 |
| | 811 | Intérêts longs termes | 101'819.05 | 1.004 | 70.46 | 0.00 | 0.000 | 0.00 |
| | 820 | Amortissements | 1'324'203.70 | 13.063 | 916.40 | 0.00 | 0.000 | 0.00 |
| | 825 | Charges d'immeubles | 67'032.98 | 0.661 | 46.39 | 5'363.15 | 0.050 | 3.71 |
| | 826 | Pâturages | 93'883.80 | 0.926 | 64.97 | 93'883.80 | 0.883 | 64.97 |
| | 830 | Subvention et contribution | 50'634.70 | 0.500 | 35.04 | 0.00 | 0.000 | 0.00 |
| | 840 | Intérêts actifs | 0.00 | 0.000 | 0.00 | 89'354.58 | 0.840 | 61.84 |
| | 850 | Rendement des immeubles | 85'947.20 | 0.848 | 59.48 | 112'106.55 | 1.054 | 77.58 |
| | 855 | Provision, réserve, fonds | 550'000.00 | 5.426 | 380.62 | 0.00 | 0.000 | 0.00 |
| | 860 | Subventions | 0.00 | 0.000 | 0.00 | 0.00 | 0.000 | 0.00 |
| | 870 | Gains vente fortune | 184'688.40 | 1.822 | 127.81 | 184'688.40 | 1.736 | 127.81 |
| | 875 | Divers | 0.00 | 0.000 | 0.00 | 0.00 | 0.000 | 0.00 |
| 9 | | Imposition | 1'373'316.75 | 13.548 | 950.39 | 7'499'779.55 | 70.514 | 5'190.16 |
| | 910 | Impôts ordinaires | 0.00 | 0.000 | 0.00 | 6'095'130.60 | 57.307 | 4'218.08 |
| | 911 | Variation d'impôts | 84'013.50 | 0.829 | 58.14 | 1'009'393.90 | 9.490 | 698.54 |
| | 912 | Partage d'impôts | 409'751.75 | 4.042 | 283.57 | 104'877.65 | 0.986 | 72.58 |
| | 915 | Elimination d'impôts | 38'508.50 | 0.380 | 26.65 | 0.00 | 0.000 | 0.00 |
| | 920 | Autres impôts | 4'990.00 | 0.049 | 3.45 | 263'477.40 | 2.477 | 182.34 |
| | 940 | Fonds de péréquation | 836'053.00 | 8.248 | 578.58 | 26'900.00 | 0.253 | 18.62 |
| | | Totaux | 10'136'841.82 | 100.00 | 7'015.12 | 10'635'938.13 | 100.00 | 7'360.51 |
| | | Excédent de produits | 499'096.31 | | | | | |
| | | | 10'635'938.13 | | | 10'635'938.13 | | |

LES BREULEUX

INDICATEURS FINANCIERS 2009 – 2013

| | 2009 | 2010 | 2011 | 2012 | 2013 | Moyenne |
|---------------------------------------|--------------|--------------|--------------|--------------|--------------|---------------------|
| Autofinancement (en fr.) | 1'847'141.89 | 1'342'157.80 | 1'636'536.72 | 1'085'700.84 | 2'400'394.16 | 1'662'386.28 |
| Degré d'autofinancement (%) | 5'613.85 | 285.11 | 893.26 | 805.97 | 0.00 | 1'519.64 |
| Capacité d'autofinancement (%) | 24.28 | 17.80 | 20.35 | 13.84 | 22.71 | 19.80 |



Une capacité d'autofinancement de :

- Moins de 10% est considéré comme mauvaise
- De 10% à 20% est considéré comme moyenne à bonne
- Plus de 20% est considéré comme très bonne

FONTENAIS

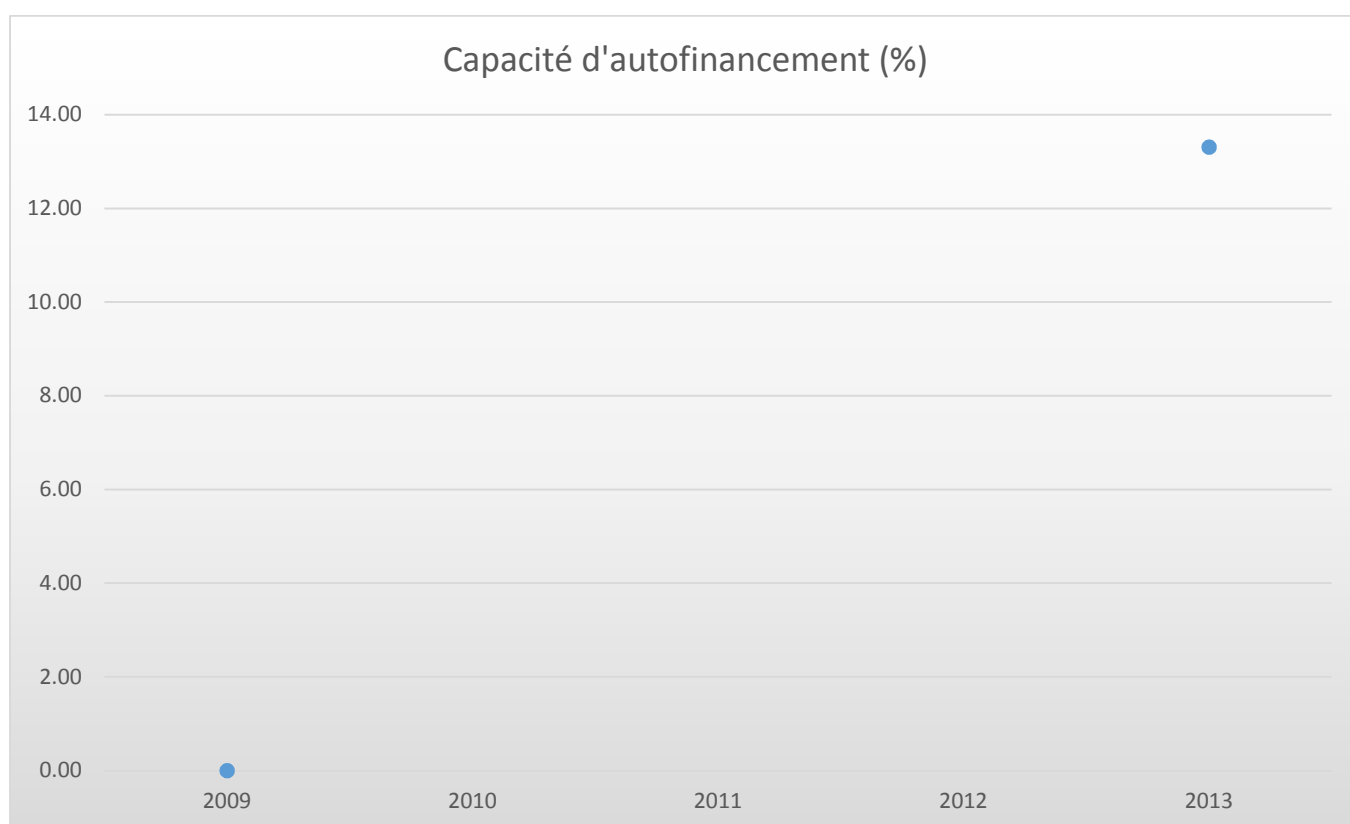
1'677 habitants

| Fontenais | | Charges | en % | Fr./hab. | Produits | en% | Fr./hab. |
|-----------|-------------------------------------|---------------------|---------------|-----------------|-------------------|---------------|---------------|
| 1 | Autorité | 1'007'014.62 | 14.376 | 600.49 | 307'575.10 | 4.411 | 183.41 |
| 100 | Communes, votations, élections | 9'259.85 | 0.132 | 5.52 | 0.00 | 0.000 | 0.00 |
| 110 | Conseil général/de Ville | 0.00 | 0.000 | 0.00 | 0.00 | 0.000 | 0.00 |
| 111 | Conseil communal | 53'871.65 | 0.769 | 32.12 | 0.00 | 0.000 | 0.00 |
| 112 | Commissions | 5'610.00 | 0.080 | 3.35 | 0.00 | 0.000 | 0.00 |
| 115 | Personnel administratif | 621'119.55 | 8.867 | 370.38 | 138'799.10 | 1.990 | 82.77 |
| 116 | Charges du personnel | 254'116.60 | 3.628 | 151.53 | 140'864.75 | 2.020 | 84.00 |
| 130 | Frais administratifs | 63'036.97 | 0.900 | 37.59 | 9'946.45 | 0.143 | 5.93 |
| 170 | Emoluments | 0.00 | 0.000 | 0.00 | 17'964.80 | 0.258 | 10.71 |
| 2 | Travaux publics | 208'716.35 | 2.980 | 124.46 | 71'189.25 | 1.021 | 42.45 |
| 200 | Entretien des routes | 128'496.45 | 1.834 | 76.62 | 10'978.25 | 0.157 | 6.55 |
| 201 | Ouvrages collectifs | 0.00 | 0.000 | 0.00 | 0.00 | 0.000 | 0.00 |
| 205 | Eclairage public | 42'333.90 | 0.604 | 25.24 | 59'991.00 | 0.860 | 35.77 |
| 206 | Horloge publique | 0.00 | 0.000 | 0.00 | 0.00 | 0.000 | 0.00 |
| 210 | Cours d'eau | 0.00 | 0.000 | 0.00 | 0.00 | 0.000 | 0.00 |
| 230 | Cadastre | 36'817.20 | 0.526 | 21.95 | 220.00 | 0.003 | 0.13 |
| 240 | Aménagement du territoire | 1'068.80 | 0.015 | 0.64 | 0.00 | 0.000 | 0.00 |
| 3 | Affaire juridique, police | 18'313.75 | 0.261 | 10.92 | 10'554.60 | 0.151 | 6.29 |
| 310 | Police communale | 0.00 | 0.000 | 0.00 | 200.00 | 0.003 | 0.12 |
| 330 | Cantonement | 973.10 | 0.014 | 0.58 | 280.00 | 0.004 | 0.17 |
| 340 | Protection civile | 17'340.65 | 0.248 | 10.34 | 10'074.60 | 0.144 | 6.01 |
| 4 | Hygiène publique | 0.00 | 0.000 | 0.00 | 0.00 | 0.000 | 0.00 |
| 400 | Police des denrées | 0.00 | 0.000 | 0.00 | 0.00 | 0.000 | 0.00 |
| 410 | Police sanitaire | 0.00 | 0.000 | 0.00 | 0.00 | 0.000 | 0.00 |
| 415 | Arrondissement de sépulture | 0.00 | 0.000 | 0.00 | 0.00 | 0.000 | 0.00 |
| 5 | Instruction | 2'060'764.37 | 29.419 | 1'228.84 | 9'614.00 | 0.138 | 5.73 |
| 510 | Service de l'école/école primaire | 71'269.27 | 1.017 | 42.50 | 4'164.00 | 0.060 | 2.48 |
| 511 | Transport scolaire | 23'140.00 | 0.330 | 13.80 | 0.00 | 0.000 | 0.00 |
| 512 | Places de jeu/Halles de gym | 75'431.95 | 1.077 | 44.98 | 5'450.00 | 0.078 | 3.25 |
| 520 | Ecole secondaire | 165'003.90 | 2.356 | 98.39 | 0.00 | 0.000 | 0.00 |
| 530 | Colonie de vacances | 0.00 | 0.000 | 0.00 | 0.00 | 0.000 | 0.00 |
| 540 | Ecole ménagère | 0.00 | 0.000 | 0.00 | 0.00 | 0.000 | 0.00 |
| 570 | Ecole enfantine | 18'385.40 | 0.262 | 10.96 | 0.00 | 0.000 | 0.00 |
| 580 | Contr. écolage, piscine, biblio ... | 85'604.95 | 1.222 | 51.05 | 0.00 | 0.000 | 0.00 |
| 590 | Contribution pour instruction | 1'621'928.90 | 23.155 | 967.16 | 0.00 | 0.000 | 0.00 |
| 6 | Action social | 1'633'359.75 | 23.318 | 973.98 | 726'165.82 | 10.413 | 433.01 |
| 600 | Secours | 476'179.50 | 6.798 | 283.95 | 321'678.20 | 4.613 | 191.82 |
| 610 | Service dentaire | 10'574.70 | 0.151 | 6.31 | 0.00 | 0.000 | 0.00 |
| 620 | Autres institutions | 185'426.80 | 2.647 | 110.57 | 158'315.37 | 2.270 | 94.40 |
| 630 | Foyers communaux | 24'733.70 | 0.353 | 14.75 | 0.15 | 0.000 | 0.00 |
| 640 | Crèches, UAPE | 0.00 | 0.000 | 0.00 | 0.00 | 0.000 | 0.00 |
| 650 | Répartition des charges | 468'185.55 | 6.684 | 279.18 | 241'385.10 | 3.461 | 143.94 |
| 659 | AVS, off. logement, chômage etc | 458'659.50 | 6.548 | 273.50 | 4'787.00 | 0.069 | 2.85 |
| 665 | Contr. Institution publique | 9'600.00 | 0.137 | 5.72 | 0.00 | 0.000 | 0.00 |

| Fontenais | | | Charges | en % | Fr./hab. | Produits | en% | Fr./hab. |
|-----------|-----|----------------------------|---------------------|---------------|-----------------|---------------------|---------------|-----------------|
| 7 | | Economie publique | 77'890.85 | 1.112 | 46.45 | 20'200.00 | 0.290 | 12.05 |
| | 700 | Foires, marchés | 0.00 | 0.000 | 0.00 | 0.00 | 0.000 | 0.00 |
| | 710 | Tourisme | 23'699.00 | 0.338 | 14.13 | 0.00 | 0.000 | 0.00 |
| | 720 | Agriculture | 9'129.55 | 0.130 | 5.44 | 0.00 | 0.000 | 0.00 |
| | 740 | Développement économique | 45'062.30 | 0.643 | 26.87 | 20'200.00 | 0.290 | 12.05 |
| 8 | | Finances | 1'469'851.65 | 20.984 | 876.48 | 525'278.01 | 7.532 | 313.22 |
| | 810 | Intérêts courts termes | 59'369.35 | 0.848 | 35.40 | 0.00 | 0.000 | 0.00 |
| | 811 | Intérêts longs termes | 229'189.85 | 3.272 | 136.67 | 0.00 | 0.000 | 0.00 |
| | 820 | Amortissements | 1'043'966.15 | 14.904 | 622.52 | 0.00 | 0.000 | 0.00 |
| | 825 | Charges d'immeubles | 111'857.40 | 1.597 | 66.70 | 7'607.00 | 0.109 | 4.54 |
| | 826 | Pâturages | 0.00 | 0.000 | 0.00 | 0.00 | 0.000 | 0.00 |
| | 830 | Subvention et contribution | 24'830.20 | 0.354 | 14.81 | 0.00 | 0.000 | 0.00 |
| | 840 | Intérêts actifs | 638.70 | 0.009 | 0.38 | 55'117.11 | 0.790 | 32.87 |
| | 850 | Rendement des immeubles | 0.00 | 0.000 | 0.00 | 119'503.15 | 1.714 | 71.26 |
| | 855 | Provision, réserve, fonds | 0.00 | 0.000 | 0.00 | 147'996.00 | 2.122 | 88.25 |
| | 860 | Subventions | 0.00 | 0.000 | 0.00 | 0.00 | 0.000 | 0.00 |
| | 870 | Gains vente fortune | 0.00 | 0.000 | 0.00 | 195'054.75 | 2.797 | 116.31 |
| | 875 | Divers | 0.00 | 0.000 | 0.00 | 0.00 | 0.000 | 0.00 |
| 9 | | Imposition | 528'855.05 | 7.550 | 315.36 | 5'302'945.92 | 76.044 | 3'162.16 |
| | 910 | Impôts ordinaires | 0.00 | 0.000 | 0.00 | 3'477'853.42 | 49.872 | 2'073.85 |
| | 911 | Variation d'impôts | 146'296.25 | 2.089 | 87.24 | 196'880.90 | 2.823 | 117.40 |
| | 912 | Partage d'impôts | 322'304.80 | 4.601 | 192.19 | 409'615.40 | 5.874 | 244.25 |
| | 915 | Elimination d'impôts | 30'000.00 | 0.428 | 17.89 | 9'018.55 | 0.129 | 5.38 |
| | 920 | Autres impôts | 0.00 | 0.000 | 0.00 | 204'389.65 | 2.931 | 121.88 |
| | 940 | Fonds de péréquation | 30'254.00 | 0.432 | 18.04 | 1'005'188.00 | 14.414 | 599.40 |
| | | Totaux | 7'004'766.39 | 100.00 | 4'176.96 | 6'973'522.70 | 100.00 | 4'158.33 |
| | | Excédent de charges | | | | 31'243.69 | | |
| | | | 7'004'766.39 | | | 7'004'766.39 | | |

FONTENAIS
INDICATEURS FINANCIERS 2013

| | 2009 | 2010 | 2011 | 2012 | 2013 | Moyenne |
|---------------------------------------|-------------------------|------|------|------|------------|-------------------|
| Autofinancement (en fr.) | Dès le 1er janvier 2013 | | | | 884'752.71 | 884'752.71 |
| Degré d'autofinancement (%) | Dès le 1er janvier 2013 | | | | 40.34 | 40.34 |
| Capacité d'autofinancement (%) | Dès le 1er janvier 2013 | | | | 13.31 | 13.31 |



Une capacité d'autofinancement de :

- Moins de 10% est considéré comme mauvaise
- De 10% à 20% est considéré comme moyenne à bonne
- Plus de 20% est considéré comme très bonne

ALLE

1'718 habitants

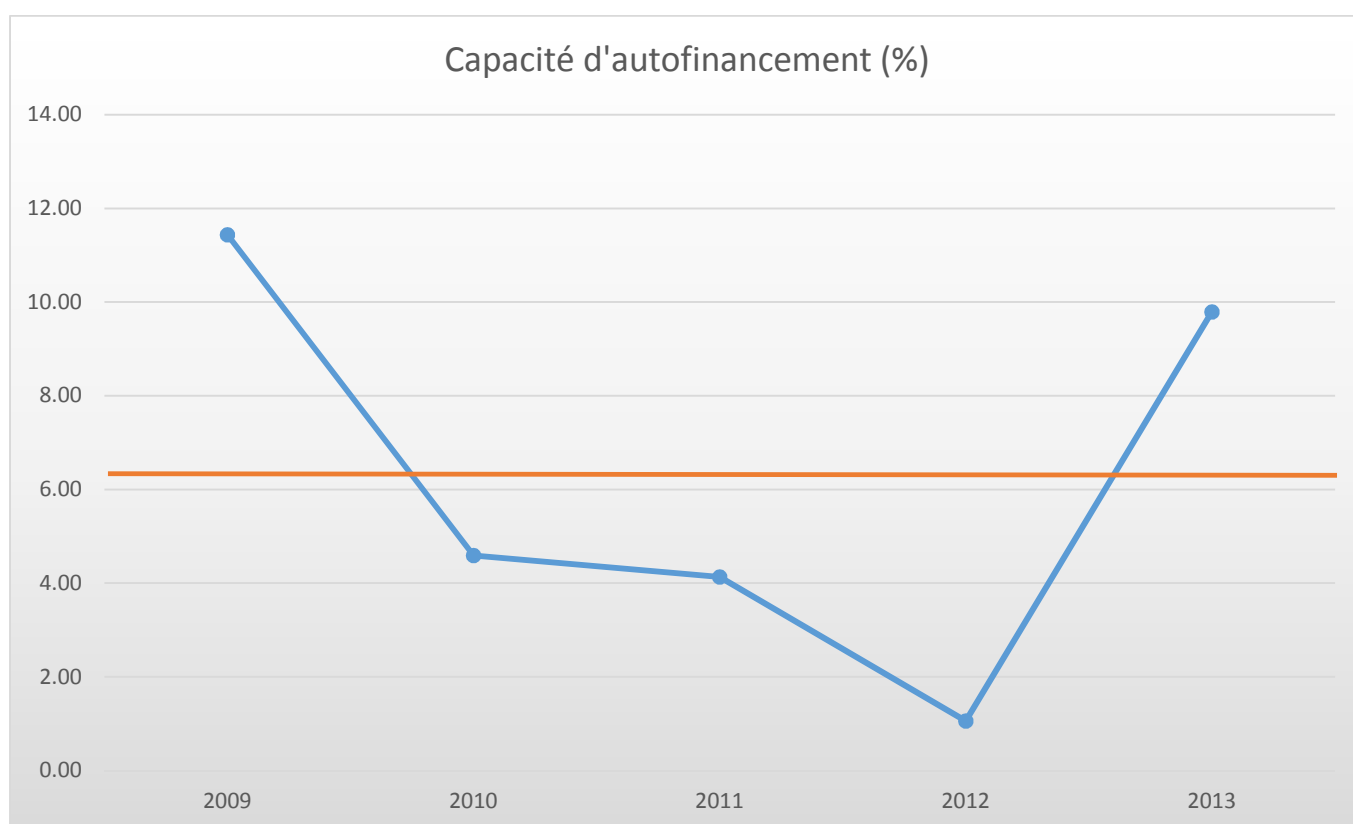
| Alle | | Charges | en % | Fr./hab. | Produits | en% | Fr./hab. |
|----------|-------------------------------------|---------------------|---------------|-----------------|-------------------|--------------|---------------|
| 1 | Autorité | 635'742.52 | 10.506 | 370.05 | 134'534.45 | 2.219 | 78.31 |
| 100 | Communes, votations, élections | 727.05 | 0.012 | 0.42 | 0.00 | 0.000 | 0.00 |
| 110 | Conseil général/de Ville | 0.00 | 0.000 | 0.00 | 0.00 | 0.000 | 0.00 |
| 111 | Conseil communal | 62'250.25 | 1.029 | 36.23 | 0.00 | 0.000 | 0.00 |
| 112 | Commissions | 1'720.00 | 0.028 | 1.00 | 0.00 | 0.000 | 0.00 |
| 115 | Personnel administratif | 263'688.45 | 4.358 | 153.49 | 10'000.00 | 0.165 | 5.82 |
| 116 | Charges du personnel | 183'576.90 | 3.034 | 106.86 | 88'622.45 | 1.462 | 51.58 |
| 130 | Frais administratifs | 123'779.87 | 2.046 | 72.05 | 130.60 | 0.002 | 0.08 |
| 170 | Emoluments | 0.00 | 0.000 | 0.00 | 35'781.40 | 0.590 | 20.83 |
| 2 | Travaux publics | 263'361.50 | 4.352 | 153.30 | 133'839.40 | 2.207 | 77.90 |
| 200 | Entretien des routes | 139'184.15 | 2.300 | 81.02 | 9'669.60 | 0.159 | 5.63 |
| 201 | Ouvrages collectifs | 0.00 | 0.000 | 0.00 | 0.00 | 0.000 | 0.00 |
| 205 | Eclairage public | 88'594.55 | 1.464 | 51.57 | 82'119.00 | 1.354 | 47.80 |
| 206 | Horloge publique | 150.00 | 0.002 | 0.09 | 0.00 | 0.000 | 0.00 |
| 210 | Cours d'eau | 2'281.90 | 0.038 | 1.33 | 0.00 | 0.000 | 0.00 |
| 230 | Cadastre | 33'150.90 | 0.548 | 19.30 | 42'050.80 | 0.693 | 24.48 |
| 240 | Aménagement du territoire | 0.00 | 0.000 | 0.00 | 0.00 | 0.000 | 0.00 |
| 3 | Affaire juridique, police | 21'055.70 | 0.348 | 12.26 | 16'068.20 | 0.265 | 9.35 |
| 310 | Police communale | 4'827.50 | 0.080 | 2.81 | 0.00 | 0.000 | 0.00 |
| 330 | Cantonnement | 160.00 | 0.003 | 0.09 | 0.00 | 0.000 | 0.00 |
| 340 | Protection civile | 16'068.20 | 0.266 | 9.35 | 16'068.20 | 0.265 | 9.35 |
| 4 | Hygiène publique | 6'589.80 | 0.109 | 3.84 | 0.00 | 0.000 | 0.00 |
| 400 | Police des denrées | 0.00 | 0.000 | 0.00 | 0.00 | 0.000 | 0.00 |
| 410 | Police sanitaire | 6'589.80 | 0.109 | 3.84 | 0.00 | 0.000 | 0.00 |
| 415 | Arrondissement de sépulture | 0.00 | 0.000 | 0.00 | 0.00 | 0.000 | 0.00 |
| 5 | Instruction | 2'275'521.96 | 37.606 | 1'324.52 | 13'864.00 | 0.229 | 8.07 |
| 510 | Service de l'école/école primaire | 69'271.11 | 1.145 | 40.32 | 4'251.00 | 0.070 | 2.47 |
| 511 | Transport scolaire | 0.00 | 0.000 | 0.00 | 0.00 | 0.000 | 0.00 |
| 512 | Places de jeu/Halles de gym | 164'838.00 | 2.724 | 95.95 | 9'000.00 | 0.148 | 5.24 |
| 520 | Ecole secondaire | 222'827.00 | 3.682 | 129.70 | 0.00 | 0.000 | 0.00 |
| 530 | Colonie de vacances | 0.00 | 0.000 | 0.00 | 0.00 | 0.000 | 0.00 |
| 540 | Ecole ménagère | 0.00 | 0.000 | 0.00 | 0.00 | 0.000 | 0.00 |
| 570 | Ecole enfantine | 3'643.65 | 0.060 | 2.12 | 0.00 | 0.000 | 0.00 |
| 580 | Contr. écolage, piscine, biblio ... | 39'652.10 | 0.655 | 23.08 | 613.00 | 0.010 | 0.36 |
| 590 | Contribution pour instruction | 1'775'290.10 | 29.339 | 1'033.35 | 0.00 | 0.000 | 0.00 |
| 6 | Action social | 1'539'028.14 | 25.434 | 895.83 | 475'580.69 | 7.843 | 276.82 |
| 600 | Secours | 193'248.75 | 3.194 | 112.48 | 900.00 | 0.015 | 0.52 |
| 610 | Service dentaire | 6'251.70 | 0.103 | 3.64 | 0.00 | 0.000 | 0.00 |
| 620 | Autres institutions | 3'000.00 | 0.050 | 1.75 | 0.00 | 0.000 | 0.00 |
| 630 | Foyers communaux | 5'000.00 | 0.083 | 2.91 | 0.00 | 0.000 | 0.00 |
| 640 | Crèches, UAPE | 372'000.00 | 6.148 | 216.53 | 0.00 | 0.000 | 0.00 |
| 650 | Répartition des charges | 483'530.69 | 7.991 | 281.45 | 471'021.69 | 7.768 | 274.17 |
| 659 | AVS, off. logement, chômage etc | 471'997.00 | 7.800 | 274.74 | 3'659.00 | 0.060 | 2.13 |
| 665 | Contr. Institution publique | 4'000.00 | 0.066 | 2.33 | 0.00 | 0.000 | 0.00 |

| Alle | | Charges | en % | Fr./hab. | Produits | en% | Fr./hab. |
|----------|--------------------------------|---------------------|---------------|-----------------|---------------------|---------------|-----------------|
| 7 | Economie publique | 45'169.35 | 0.746 | 26.29 | 2'964.75 | 0.049 | 1.73 |
| | 700 Foires, marchés | 0.00 | 0.000 | 0.00 | 0.00 | 0.000 | 0.00 |
| | 710 Tourisme | 44'152.35 | 0.730 | 25.70 | 2'964.75 | 0.049 | 1.73 |
| | 720 Agriculture | 1'017.00 | 0.017 | 0.59 | 0.00 | 0.000 | 0.00 |
| | 740 Développement économique | 0.00 | 0.000 | 0.00 | 0.00 | 0.000 | 0.00 |
| 8 | Finances | 1'067'876.97 | 17.648 | 621.58 | 368'417.61 | 6.076 | 214.45 |
| | 810 Intérêts courts termes | 17'878.20 | 0.295 | 10.41 | 0.00 | 0.000 | 0.00 |
| | 811 Intérêts longs termes | 259'274.02 | 4.285 | 150.92 | 0.00 | 0.000 | 0.00 |
| | 820 Amortissements | 600'735.20 | 9.928 | 349.67 | 124'205.50 | 2.048 | 72.30 |
| | 825 Charges d'immeubles | 86'656.30 | 1.432 | 50.44 | 0.00 | 0.000 | 0.00 |
| | 826 Pâturages | 0.00 | 0.000 | 0.00 | 0.00 | 0.000 | 0.00 |
| | 830 Subvention et contribution | 103'080.05 | 1.704 | 60.00 | 0.00 | 0.000 | 0.00 |
| | 840 Intérêts actifs | 253.20 | 0.004 | 0.15 | 150'723.81 | 2.486 | 87.73 |
| | 850 Rendement des immeubles | 0.00 | 0.000 | 0.00 | 93'488.30 | 1.542 | 54.42 |
| | 855 Provision, réserve, fonds | 0.00 | 0.000 | 0.00 | 0.00 | 0.000 | 0.00 |
| | 860 Subventions | 0.00 | 0.000 | 0.00 | 0.00 | 0.000 | 0.00 |
| | 870 Gains vente fortune | 0.00 | 0.000 | 0.00 | 0.00 | 0.000 | 0.00 |
| | 875 Divers | 0.00 | 0.000 | 0.00 | 0.00 | 0.000 | 0.00 |
| 9 | Imposition | 196'637.30 | 3.250 | 114.46 | 4'918'475.40 | 81.113 | 2'862.91 |
| | 910 Impôts ordinaires | 0.00 | 0.000 | 0.00 | 4'106'499.10 | 67.722 | 2'390.28 |
| | 911 Variation d'impôts | 111'424.90 | 1.841 | 64.86 | 182'304.30 | 3.006 | 106.11 |
| | 912 Partage d'impôts | 53'579.30 | 0.885 | 31.19 | 51'653.15 | 0.852 | 30.07 |
| | 915 Elimination d'impôts | 28'462.05 | 0.470 | 16.57 | 0.00 | 0.000 | 0.00 |
| | 920 Autres impôts | 3'171.05 | 0.052 | 1.85 | 482'315.85 | 7.954 | 280.74 |
| | 940 Fonds de péréquation | 0.00 | 0.000 | 0.00 | 95'703.00 | 1.578 | 55.71 |
| | Totaux | 6'050'983.24 | 100.00 | 3'522.11 | 6'063'744.50 | 100.00 | 3'529.54 |
| | Excédent de produits | | | | 12'761.26 | | |
| | | 6'050'983.24 | | | 6'076'505.76 | | |

ALLE

INDICATEURS FINANCIERS 2009 – 2013

| | 2009 | 2010 | 2011 | 2012 | 2013 | Moyenne |
|---------------------------------------|------------|------------|------------|-----------|------------|-------------------|
| Autofinancement (en fr.) | 597'978.14 | 246'050.54 | 223'131.12 | 55'417.27 | 573'098.31 | 339'135.08 |
| Degré d'autofinancement (%) | 70.73 | 28.68 | 97.77 | 21.64 | 114.36 | 66.64 |
| Capacité d'autofinancement (%) | 11.44 | 4.59 | 4.13 | 1.06 | 9.79 | 6.20 |



Une capacité d'autofinancement de :

- Moins de 10% est considéré comme mauvaise
- De 10% à 20% est considéré comme moyenne à bonne
- Plus de 20% est considéré comme très bonne

LE NOIRMONT

1'786 habitants

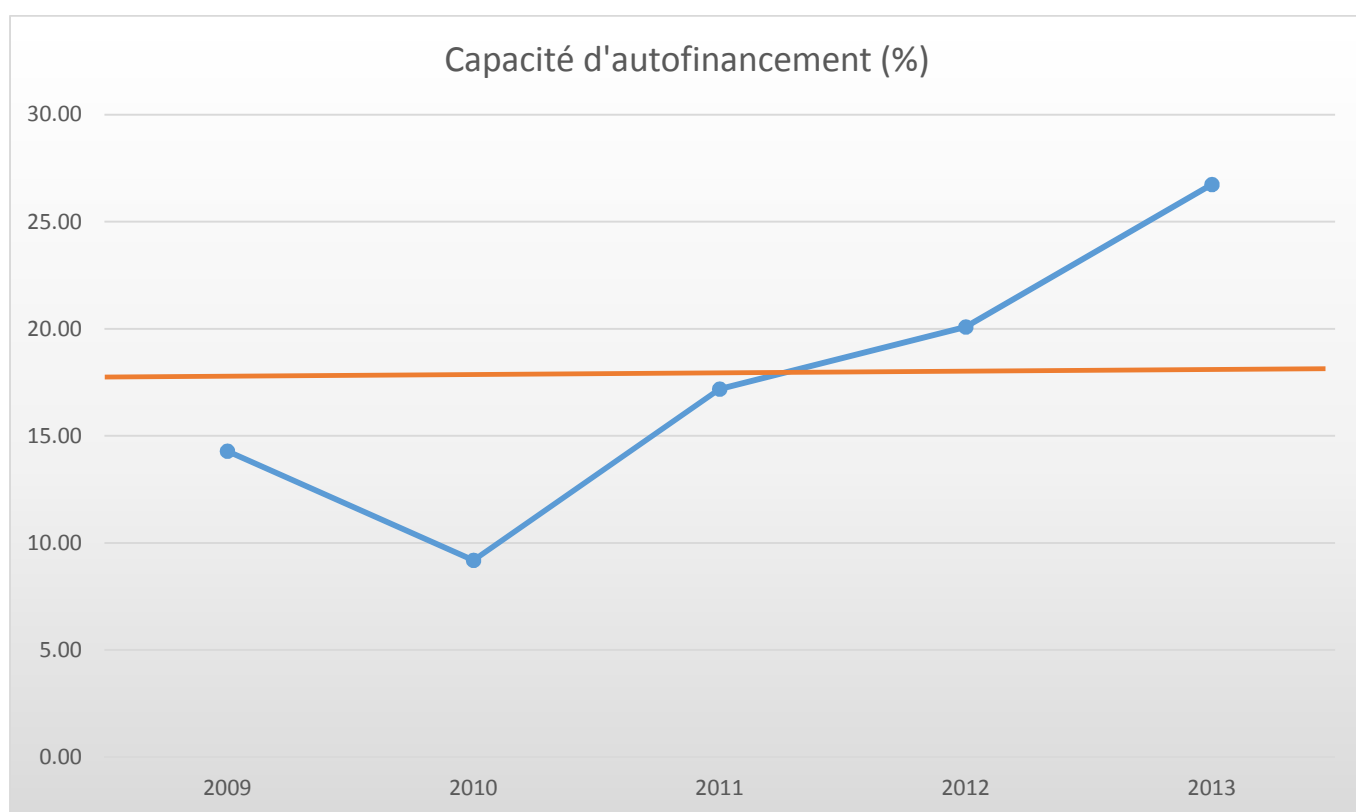
| Le Noirmont | | Charges | en % | Fr./hab. | Produits | en% | Fr./hab. |
|-------------|-------------------------------------|---------------------|---------------|-----------------|-------------------|--------------|---------------|
| 1 | Autorité | 646'706.70 | 7.202 | 362.10 | 200'598.75 | 2.209 | 112.32 |
| 100 | Communes, votations, élections | 8'016.45 | 0.089 | 4.49 | 0.00 | 0.000 | 0.00 |
| 110 | Conseil général/de Ville | 0.00 | 0.000 | 0.00 | 0.00 | 0.000 | 0.00 |
| 111 | Conseil communal | 76'074.70 | 0.847 | 42.60 | 12'234.70 | 0.135 | 6.85 |
| 112 | Commissions | 6'760.80 | 0.075 | 3.79 | 0.00 | 0.000 | 0.00 |
| 115 | Personnel administratif | 225'456.95 | 2.511 | 126.24 | 33'400.00 | 0.368 | 18.70 |
| 116 | Charges du personnel | 244'722.05 | 2.725 | 137.02 | 129'887.90 | 1.430 | 72.73 |
| 130 | Frais administratifs | 85'675.75 | 0.954 | 47.97 | 6'160.60 | 0.068 | 3.45 |
| 170 | Emoluments | 0.00 | 0.000 | 0.00 | 18'915.55 | 0.208 | 10.59 |
| 2 | Travaux publics | 798'466.64 | 8.892 | 447.07 | 546'827.70 | 6.022 | 306.17 |
| 200 | Entretien des routes | 471'893.04 | 5.255 | 264.22 | 23'297.50 | 0.257 | 13.04 |
| 201 | Ouvrages collectifs | 231'957.55 | 2.583 | 129.88 | 388'629.75 | 4.280 | 217.60 |
| 205 | Eclairage public | 55'891.00 | 0.622 | 31.29 | 78'430.90 | 0.864 | 43.91 |
| 206 | Horloge publique | 0.00 | 0.000 | 0.00 | 0.00 | 0.000 | 0.00 |
| 210 | Cours d'eau | 0.00 | 0.000 | 0.00 | 0.00 | 0.000 | 0.00 |
| 230 | Cadastre | 30'429.10 | 0.339 | 17.04 | 56'469.55 | 0.622 | 31.62 |
| 240 | Aménagement du territoire | 8'295.95 | 0.092 | 4.64 | 0.00 | 0.000 | 0.00 |
| 3 | Affaire juridique, police | 28'248.40 | 0.315 | 15.82 | 6'245.00 | 0.069 | 3.50 |
| 310 | Police communale | 22'623.40 | 0.252 | 12.67 | 980.00 | 0.011 | 0.55 |
| 330 | Cantonement | 360.00 | 0.004 | 0.20 | 0.00 | 0.000 | 0.00 |
| 340 | Protection civile | 5'265.00 | 0.059 | 2.95 | 5'265.00 | 0.058 | 2.95 |
| 4 | Hygiène publique | 1'066.40 | 0.012 | 0.60 | 40.00 | 0.000 | 0.02 |
| 400 | Police des denrées | 0.00 | 0.000 | 0.00 | 0.00 | 0.000 | 0.00 |
| 410 | Police sanitaire | 1'066.40 | 0.012 | 0.60 | 40.00 | 0.000 | 0.02 |
| 415 | Arrondissement de sépulture | 0.00 | 0.000 | 0.00 | 0.00 | 0.000 | 0.00 |
| 5 | Instruction | 2'718'728.32 | 30.276 | 1'522.24 | 98'007.80 | 1.079 | 54.88 |
| 510 | Service de l'école/école primaire | 134'650.23 | 1.499 | 75.39 | 4'972.20 | 0.055 | 2.78 |
| 511 | Transport scolaire | 0.00 | 0.000 | 0.00 | 0.00 | 0.000 | 0.00 |
| 512 | Places de jeu/Halles de gym | 474'761.80 | 5.287 | 265.82 | 47'296.10 | 0.521 | 26.48 |
| 520 | Ecole secondaire | 343'567.79 | 3.826 | 192.37 | 28'688.50 | 0.316 | 16.06 |
| 530 | Colonie de vacances | 0.00 | 0.000 | 0.00 | 0.00 | 0.000 | 0.00 |
| 540 | Ecole ménagère | 0.00 | 0.000 | 0.00 | 0.00 | 0.000 | 0.00 |
| 570 | Ecole enfantine | 7'000.00 | 0.078 | 3.92 | 0.00 | 0.000 | 0.00 |
| 580 | Contr. écolage, piscine, biblio ... | 148'958.50 | 1.659 | 83.40 | 17'051.00 | 0.188 | 9.55 |
| 590 | Contribution pour instruction | 1'609'790.00 | 17.927 | 901.34 | 0.00 | 0.000 | 0.00 |
| 6 | Action social | 1'196'042.78 | 13.319 | 669.68 | 71'387.60 | 0.786 | 39.97 |
| 600 | Secours | 184'634.85 | 2.056 | 103.38 | 44'036.60 | 0.485 | 24.66 |
| 610 | Service dentaire | 8'886.80 | 0.099 | 4.98 | 0.00 | 0.000 | 0.00 |
| 620 | Autres institutions | 4'935.95 | 0.055 | 2.76 | 0.00 | 0.000 | 0.00 |
| 630 | Foyers communaux | 9'995.35 | 0.111 | 5.60 | 6'670.00 | 0.073 | 3.73 |
| 640 | Crèches, UAPE | 0.00 | 0.000 | 0.00 | 0.00 | 0.000 | 0.00 |
| 650 | Répartition des charges | 419'691.83 | 4.674 | 234.99 | 17'000.00 | 0.187 | 9.52 |
| 659 | AVS, off. logement, chômage etc | 560'651.50 | 6.244 | 313.91 | 3'681.00 | 0.041 | 2.06 |
| 665 | Contr. Institution publique | 7'246.50 | 0.081 | 4.06 | 0.00 | 0.000 | 0.00 |

| Le Noirmont | | | Charges | en % | Fr./hab. | Produits | en% | Fr./hab. |
|-------------|-----|-----------------------------|---------------------|---------------|-----------------|---------------------|---------------|-----------------|
| 7 | | Economie publique | 349'564.65 | 3.893 | 195.72 | 275'254.60 | 3.031 | 154.12 |
| | 700 | Foires, marchés | 691.60 | 0.008 | 0.39 | 1'043.00 | 0.011 | 0.58 |
| | 710 | Tourisme | 61'870.50 | 0.689 | 34.64 | 2'139.60 | 0.024 | 1.20 |
| | 720 | Agriculture | 282'510.55 | 3.146 | 158.18 | 272'072.00 | 2.996 | 152.34 |
| | 740 | Développement économique | 4'492.00 | 0.050 | 2.52 | 0.00 | 0.000 | 0.00 |
| 8 | | Finances | 2'813'292.62 | 31.330 | 1'575.19 | 369'239.40 | 4.066 | 206.74 |
| | 810 | Intérêts courts termes | 7'647.77 | 0.085 | 4.28 | 0.00 | 0.000 | 0.00 |
| | 811 | Intérêts longs termes | 221'994.45 | 2.472 | 124.30 | 17'228.00 | 0.190 | 9.65 |
| | 820 | Amortissements | 2'300'246.55 | 25.616 | 1'287.93 | 0.00 | 0.000 | 0.00 |
| | 825 | Charges d'immeubles | 86'496.25 | 0.963 | 48.43 | 0.00 | 0.000 | 0.00 |
| | 826 | Pâturages | 95'370.55 | 1.062 | 53.40 | 107'970.90 | 1.189 | 60.45 |
| | 830 | Subvention et contribution | 81'940.95 | 0.913 | 45.88 | 0.00 | 0.000 | 0.00 |
| | 840 | Intérêts actifs | 0.00 | 0.000 | 0.00 | 48'708.20 | 0.536 | 27.27 |
| | 850 | Rendement des immeubles | 19'596.10 | 0.218 | 10.97 | 182'892.30 | 2.014 | 102.40 |
| | 855 | Provision, réserve, fonds | 0.00 | 0.000 | 0.00 | 0.00 | 0.000 | 0.00 |
| | 860 | Subventions | 0.00 | 0.000 | 0.00 | 0.00 | 0.000 | 0.00 |
| | 870 | Gains vente fortune | 0.00 | 0.000 | 0.00 | 12'440.00 | 0.137 | 6.97 |
| | 875 | Divers | 0.00 | 0.000 | 0.00 | 0.00 | 0.000 | 0.00 |
| 9 | | Imposition | 427'566.30 | 4.761 | 239.40 | 7'512'998.45 | 82.737 | 4'206.61 |
| | 910 | Impôts ordinaires | 0.00 | 0.000 | 0.00 | 6'215'595.10 | 68.449 | 3'480.18 |
| | 911 | Variation d'impôts | 168'423.70 | 1.876 | 94.30 | 1'035'986.05 | 11.409 | 580.06 |
| | 912 | Partage d'impôts | 83'286.05 | 0.927 | 46.63 | 74'008.90 | 0.815 | 41.44 |
| | 915 | Elimination d'impôts | 40'000.00 | 0.445 | 22.40 | 0.00 | 0.000 | 0.00 |
| | 920 | Autres impôts | 2'085.55 | 0.023 | 1.17 | 187'408.40 | 2.064 | 104.93 |
| | 940 | Fonds de péréquation | 133'771.00 | 1.490 | 74.90 | 0.00 | 0.000 | 0.00 |
| | | Totaux | 8'979'682.81 | 100.00 | 5'027.82 | 9'080'599.30 | 100.00 | 5'084.32 |
| | | Excédent de produits | 100'916.49 | | | | | |
| | | | 9'080'599.30 | | | 9'080'599.30 | | |

LE NOIRMONT

INDICATEURS FINANCIERS 2009 – 2013

| | 2009 | 2010 | 2011 | 2012 | 2013 | Moyenne |
|---------------------------------------|------------|------------|--------------|--------------|--------------|---------------------|
| Autofinancement (en fr.) | 925'454.23 | 566'066.00 | 1'195'046.27 | 1'525'555.12 | 2'412'444.69 | 1'324'913.26 |
| Degré d'autofinancement (%) | 191.86 | 39.48 | 27.17 | 0.00 | 342.68 | 120.24 |
| Capacité d'autofinancement (%) | 14.29 | 9.19 | 17.19 | 20.09 | 26.74 | 17.50 |



Une capacité d'autofinancement de :

- Moins de 10% est considéré comme mauvaise
- De 10% à 20% est considéré comme moyenne à bonne
- Plus de 20% est considéré comme très bonne

COURGENAY

2'223 habitants

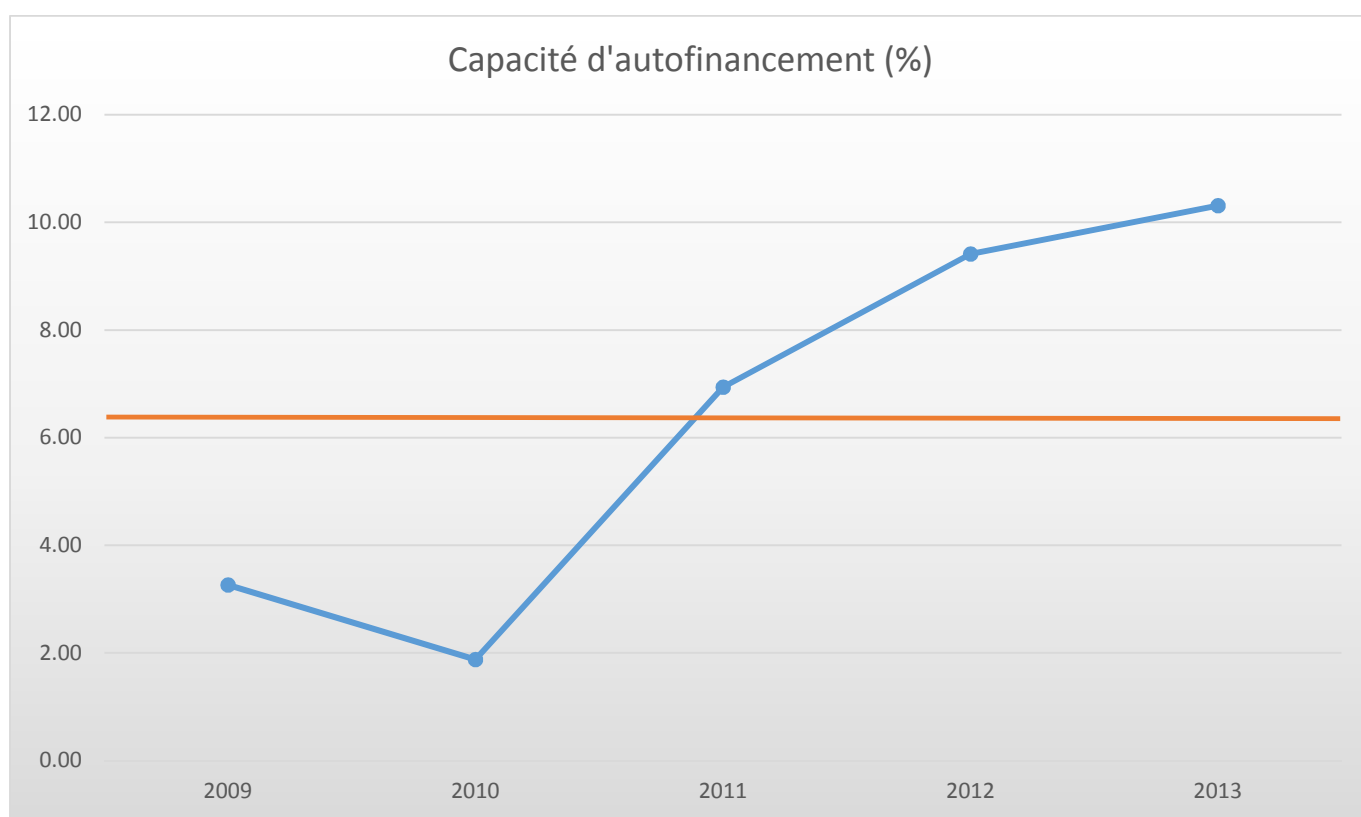
| Courgenay | | Charges | en % | Fr./hab. | Produits | en% | Fr./hab. |
|-----------|-------------------------------------|---------------------|---------------|-----------------|-------------------|--------------|--------------|
| 1 | Autorité | 1'056'029.51 | 14.131 | 475.05 | 198'526.60 | 2.622 | 89.31 |
| 100 | Communes, votations, élections | 6'087.99 | 0.081 | 2.74 | 0.00 | 0.000 | 0.00 |
| 110 | Conseil général/de Ville | 0.00 | 0.000 | 0.00 | 0.00 | 0.000 | 0.00 |
| 111 | Conseil communal | 65'036.55 | 0.870 | 29.26 | 0.00 | 0.000 | 0.00 |
| 112 | Commissions | 10'165.00 | 0.136 | 4.57 | 0.00 | 0.000 | 0.00 |
| 115 | Personnel administratif | 629'247.20 | 8.420 | 283.06 | 31'577.10 | 0.417 | 14.20 |
| 116 | Charges du personnel | 237'396.60 | 3.177 | 106.79 | 109'754.75 | 1.450 | 49.37 |
| 130 | Frais administratifs | 108'096.17 | 1.446 | 48.63 | 4'405.40 | 0.058 | 1.98 |
| 170 | Emoluments | 0.00 | 0.000 | 0.00 | 52'789.35 | 0.697 | 23.75 |
| 2 | Travaux publics | 267'939.45 | 3.585 | 120.53 | 147'507.80 | 1.948 | 66.36 |
| 200 | Entretien des routes | 83'341.45 | 1.115 | 37.49 | 10'290.75 | 0.136 | 4.63 |
| 201 | Ouvrages collectifs | 0.00 | 0.000 | 0.00 | 0.00 | 0.000 | 0.00 |
| 205 | Eclairage public | 71'560.40 | 0.958 | 32.19 | 105'967.00 | 1.400 | 47.67 |
| 206 | Horloge publique | 0.00 | 0.000 | 0.00 | 0.00 | 0.000 | 0.00 |
| 210 | Cours d'eau | 81'555.35 | 1.091 | 36.69 | 0.00 | 0.000 | 0.00 |
| 230 | Cadastre | 31'250.05 | 0.418 | 14.06 | 31'250.05 | 0.413 | 14.06 |
| 240 | Aménagement du territoire | 232.20 | 0.003 | 0.10 | 0.00 | 0.000 | 0.00 |
| 3 | Affaire juridique, police | 25'622.60 | 0.343 | 11.53 | 28'046.05 | 0.370 | 12.62 |
| 310 | Police communale | 4'426.50 | 0.059 | 1.99 | 11'230.00 | 0.148 | 5.05 |
| 330 | Cantonnement | 0.00 | 0.000 | 0.00 | 4'398.00 | 0.058 | 1.98 |
| 340 | Protection civile | 21'196.10 | 0.284 | 9.53 | 12'418.05 | 0.164 | 5.59 |
| 4 | Hygiène publique | 0.00 | 0.000 | 0.00 | 0.00 | 0.000 | 0.00 |
| 400 | Police des denrées | 0.00 | 0.000 | 0.00 | 0.00 | 0.000 | 0.00 |
| 410 | Police sanitaire | 0.00 | 0.000 | 0.00 | 0.00 | 0.000 | 0.00 |
| 415 | Arrondissement de sépulture | 0.00 | 0.000 | 0.00 | 0.00 | 0.000 | 0.00 |
| 5 | Instruction | 2'753'736.25 | 36.848 | 1'238.75 | 24'010.50 | 0.317 | 10.80 |
| 510 | Service de l'école/école primaire | 85'428.50 | 1.143 | 38.43 | 4'806.50 | 0.063 | 2.16 |
| 511 | Transport scolaire | 0.00 | 0.000 | 0.00 | 0.00 | 0.000 | 0.00 |
| 512 | Places de jeu/Halles de gym | 210'399.75 | 2.815 | 94.65 | 18'478.00 | 0.244 | 8.31 |
| 520 | Ecole secondaire | 252'027.50 | 3.372 | 113.37 | 0.00 | 0.000 | 0.00 |
| 530 | Colonie de vacances | 0.00 | 0.000 | 0.00 | 0.00 | 0.000 | 0.00 |
| 540 | Ecole ménagère | 0.00 | 0.000 | 0.00 | 0.00 | 0.000 | 0.00 |
| 570 | Ecole enfantine | 0.00 | 0.000 | 0.00 | 0.00 | 0.000 | 0.00 |
| 580 | Contr. écolage, piscine, biblio ... | 78'988.45 | 1.057 | 35.53 | 726.00 | 0.010 | 0.33 |
| 590 | Contribution pour instruction | 2'126'892.05 | 28.460 | 956.77 | 0.00 | 0.000 | 0.00 |
| 6 | Action social | 1'491'042.90 | 19.952 | 670.73 | 111'701.90 | 1.475 | 50.25 |
| 600 | Secours | 349'467.45 | 4.676 | 157.21 | 0.00 | 0.000 | 0.00 |
| 610 | Service dentaire | 6'398.00 | 0.086 | 2.88 | 0.00 | 0.000 | 0.00 |
| 620 | Autres institutions | 9'860.25 | 0.132 | 4.44 | 0.00 | 0.000 | 0.00 |
| 630 | Foyers communaux | 9'685.25 | 0.130 | 4.36 | 0.00 | 0.000 | 0.00 |
| 640 | Crèches, UAPE | 474'076.45 | 6.344 | 213.26 | 0.00 | 0.000 | 0.00 |
| 650 | Répartition des charges | 0.00 | 0.000 | 0.00 | 58'002.90 | 0.766 | 26.09 |
| 659 | AVS, off. logement, chômage etc | 641'555.50 | 8.585 | 288.60 | 53'699.00 | 0.709 | 24.16 |
| 665 | Contr. Institution publique | 0.00 | 0.000 | 0.00 | 0.00 | 0.000 | 0.00 |

| Courgenay | | | Charges | en % | Fr./hab. | Produits | en% | Fr./hab. |
|-----------|-----|-----------------------------|---------------------|---------------|-----------------|---------------------|---------------|-----------------|
| 7 | | Economie publique | 128'089.50 | 1.714 | 57.62 | 58'089.00 | 0.767 | 26.13 |
| | 700 | Foires, marchés | 4'856.45 | 0.065 | 2.18 | 3'600.00 | 0.048 | 1.62 |
| | 710 | Tourisme | 63'995.40 | 0.856 | 28.79 | 4'240.00 | 0.056 | 1.91 |
| | 720 | Agriculture | 46'163.65 | 0.618 | 20.77 | 50'249.00 | 0.664 | 22.60 |
| | 740 | Développement économique | 13'074.00 | 0.175 | 5.88 | 0.00 | 0.000 | 0.00 |
| 8 | | Finances | 877'478.56 | 11.742 | 394.73 | 231'288.09 | 3.055 | 104.04 |
| | 810 | Intérêts courts termes | 2'629.89 | 0.035 | 1.18 | 0.00 | 0.000 | 0.00 |
| | 811 | Intérêts longs termes | 275'902.92 | 3.692 | 124.11 | 0.00 | 0.000 | 0.00 |
| | 820 | Amortissements | 573'470.60 | 7.674 | 257.97 | 5'052.00 | 0.067 | 2.27 |
| | 825 | Charges d'immeubles | 24'765.90 | 0.331 | 11.14 | 0.00 | 0.000 | 0.00 |
| | 826 | Pâturages | 0.00 | 0.000 | 0.00 | 0.00 | 0.000 | 0.00 |
| | 830 | Subvention et contribution | 0.00 | 0.000 | 0.00 | 0.00 | 0.000 | 0.00 |
| | 840 | Intérêts actifs | 709.25 | 0.009 | 0.32 | 61'919.97 | 0.818 | 27.85 |
| | 850 | Rendement des immeubles | 0.00 | 0.000 | 0.00 | 62'428.12 | 0.825 | 28.08 |
| | 855 | Provision, réserve, fonds | 0.00 | 0.000 | 0.00 | 0.00 | 0.000 | 0.00 |
| | 860 | Subventions | 0.00 | 0.000 | 0.00 | 0.00 | 0.000 | 0.00 |
| | 870 | Gains vente fortune | 0.00 | 0.000 | 0.00 | 101'888.00 | 1.346 | 45.83 |
| | 875 | Divers | 0.00 | 0.000 | 0.00 | 0.00 | 0.000 | 0.00 |
| 9 | | Imposition | 873'250.15 | 11.685 | 392.83 | 6'772'270.00 | 89.445 | 3'046.46 |
| | 910 | Impôts ordinaires | 166'039.85 | 2.222 | 74.69 | 5'530'764.85 | 73.048 | 2'487.97 |
| | 911 | Variation d'impôts | 176'906.50 | 2.367 | 79.58 | 358'619.55 | 4.736 | 161.32 |
| | 912 | Partage d'impôts | 377'883.95 | 5.057 | 169.99 | 515'204.80 | 6.805 | 231.76 |
| | 915 | Elimination d'impôts | 48'363.85 | 0.647 | 21.76 | 18'480.85 | 0.244 | 8.31 |
| | 920 | Autres impôts | 2'030.00 | 0.027 | 0.91 | 349'199.95 | 4.612 | 157.08 |
| | 940 | Fonds de péréquation | 102'026.00 | 1.365 | 45.90 | 0.00 | 0.000 | 0.00 |
| | | Totaux | 7'473'188.92 | 100.00 | 3'361.76 | 7'571'439.94 | 100.00 | 3'405.96 |
| | | Excédent de produits | 98'251.02 | | | | | |
| | | | 7'571'439.94 | | | 7'571'439.94 | | |

COURGENAY

INDICATEURS FINANCIERS 2009 – 2013

| | 2009 | 2010 | 2011 | 2012 | 2013 | Moyenne |
|---------------------------------------|------------|------------|------------|------------|------------|-------------------|
| Autofinancement (en fr.) | 218'036.23 | 125'358.00 | 468'454.82 | 664'200.58 | 769'537.22 | 449'117.37 |
| Degré d'autofinancement (%) | 9.69 | 0.00 | 155.22 | 158.88 | 363.84 | 137.53 |
| Capacité d'autofinancement (%) | 3.26 | 1.88 | 6.94 | 9.41 | 10.31 | 6.36 |



Une capacité d'autofinancement de :

- Moins de 10% est considéré comme mauvaise
- De 10% à 20% est considéré comme moyenne à bonne
- Plus de 20% est considéré comme très bonne

COURTETELLE

2'501 habitants

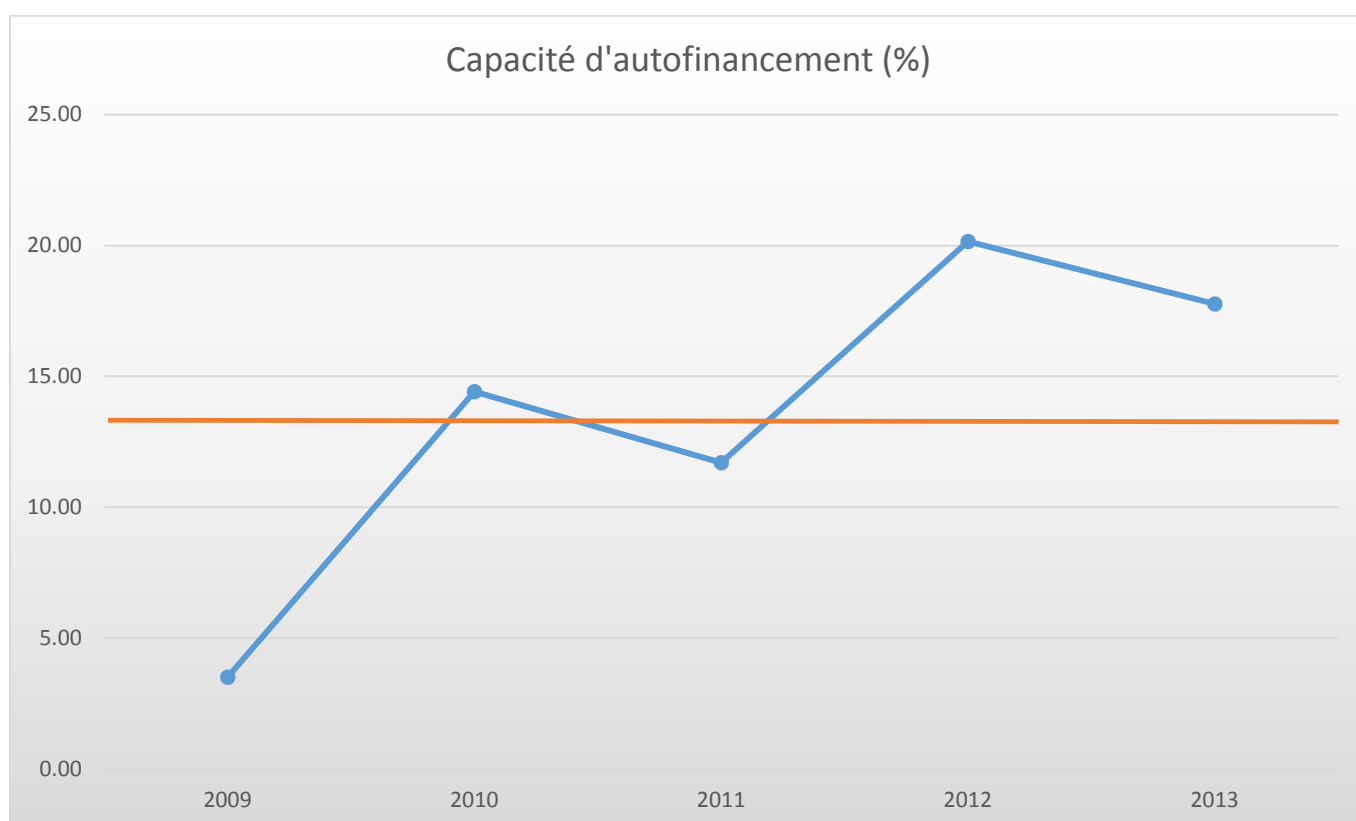
| Courtételle | | Charges | en % | Fr./hab. | Produits | en% | Fr./hab. |
|-------------|-------------------------------------|---------------------|---------------|-----------------|-------------------|--------------|---------------|
| 1 | Autorité | 1'105'106.29 | 12.882 | 441.87 | 475'793.40 | 5.397 | 190.24 |
| 100 | Communes, votations, élections | 7'956.35 | 0.093 | 3.18 | 0.00 | 0.000 | 0.00 |
| 110 | Conseil général/de Ville | 0.00 | 0.000 | 0.00 | 0.00 | 0.000 | 0.00 |
| 111 | Conseil communal | 70'571.25 | 0.823 | 28.22 | 0.00 | 0.000 | 0.00 |
| 112 | Commissions | 22'315.20 | 0.260 | 8.92 | 0.00 | 0.000 | 0.00 |
| 115 | Personnel administratif | 649'822.40 | 7.575 | 259.83 | 326'556.70 | 3.704 | 130.57 |
| 116 | Charges du personnel | 237'722.35 | 2.771 | 95.05 | 113'252.35 | 1.285 | 45.28 |
| 130 | Frais administratifs | 116'707.04 | 1.360 | 46.66 | 11'426.55 | 0.130 | 4.57 |
| 170 | Emoluments | 11.70 | 0.000 | 0.00 | 24'557.80 | 0.279 | 9.82 |
| 2 | Travaux publics | 316'331.95 | 3.687 | 126.48 | 150'274.25 | 1.705 | 60.09 |
| 200 | Entretien des routes | 173'240.50 | 2.019 | 69.27 | 6'010.85 | 0.068 | 2.40 |
| 201 | Ouvrages collectifs | 0.00 | 0.000 | 0.00 | 0.00 | 0.000 | 0.00 |
| 205 | Eclairage public | 75'163.70 | 0.876 | 30.05 | 82'897.00 | 0.940 | 33.15 |
| 206 | Horloge publique | 0.00 | 0.000 | 0.00 | 0.00 | 0.000 | 0.00 |
| 210 | Cours d'eau | 31'225.50 | 0.364 | 12.49 | 31'225.50 | 0.354 | 12.49 |
| 230 | Cadastre | 30'140.90 | 0.351 | 12.05 | 30'140.90 | 0.342 | 12.05 |
| 240 | Aménagement du territoire | 6'561.35 | 0.076 | 2.62 | 0.00 | 0.000 | 0.00 |
| 3 | Affaire juridique, police | 29'879.30 | 0.348 | 11.95 | 5'049.80 | 0.057 | 2.02 |
| 310 | Police communale | 14'126.25 | 0.165 | 5.65 | 800.00 | 0.009 | 0.32 |
| 330 | Cantonement | 330.00 | 0.004 | 0.13 | 0.00 | 0.000 | 0.00 |
| 340 | Protection civile | 15'423.05 | 0.180 | 6.17 | 4'249.80 | 0.048 | 1.70 |
| 4 | Hygiène publique | 245.90 | 0.003 | 0.10 | 0.00 | 0.000 | 0.00 |
| 400 | Police des denrées | 245.90 | 0.003 | 0.10 | 0.00 | 0.000 | 0.00 |
| 410 | Police sanitaire | 0.00 | 0.000 | 0.00 | 0.00 | 0.000 | 0.00 |
| 415 | Arrondissement de sépulture | 0.00 | 0.000 | 0.00 | 0.00 | 0.000 | 0.00 |
| 5 | Instruction | 3'236'618.40 | 37.728 | 1'294.13 | 102'950.75 | 1.168 | 41.16 |
| 510 | Service de l'école/école primaire | 74'935.25 | 0.873 | 29.96 | 78.00 | 0.001 | 0.03 |
| 511 | Transport scolaire | 19'263.90 | 0.225 | 7.70 | 25'445.00 | 0.289 | 10.17 |
| 512 | Places de jeu/Halles de gym | 383'879.40 | 4.475 | 153.49 | 75'218.55 | 0.853 | 30.08 |
| 520 | Ecole secondaire | 249'516.00 | 2.908 | 99.77 | 0.00 | 0.000 | 0.00 |
| 530 | Colonie de vacances | 0.00 | 0.000 | 0.00 | 0.00 | 0.000 | 0.00 |
| 540 | Ecole ménagère | 11'084.05 | 0.129 | 4.43 | 0.00 | 0.000 | 0.00 |
| 570 | Ecole enfantine | 44'938.85 | 0.524 | 17.97 | 1'500.00 | 0.017 | 0.60 |
| 580 | Contr. écolage, piscine, biblio ... | 53'912.05 | 0.628 | 21.56 | 709.20 | 0.008 | 0.28 |
| 590 | Contribution pour instruction | 2'399'088.90 | 27.965 | 959.25 | 0.00 | 0.000 | 0.00 |
| 6 | Action social | 1'876'398.95 | 21.872 | 750.26 | 364'790.87 | 4.138 | 145.86 |
| 600 | Secours | 415'906.75 | 4.848 | 166.30 | 73'031.47 | 0.828 | 29.20 |
| 610 | Service dentaire | 6'027.90 | 0.070 | 2.41 | 0.00 | 0.000 | 0.00 |
| 620 | Autres institutions | 0.00 | 0.000 | 0.00 | 0.00 | 0.000 | 0.00 |
| 630 | Foyers communaux | 11'231.10 | 0.131 | 4.49 | 0.00 | 0.000 | 0.00 |
| 640 | Crèches, UAPE | 764'076.40 | 8.906 | 305.51 | 0.00 | 0.000 | 0.00 |
| 650 | Répartition des charges | 0.00 | 0.000 | 0.00 | 287'078.40 | 3.257 | 114.79 |
| 659 | AVS, off. logement, chômage etc | 675'059.30 | 7.869 | 269.92 | 4'681.00 | 0.053 | 1.87 |
| 665 | Contr. Institution publique | 4'097.50 | 0.048 | 1.64 | 0.00 | 0.000 | 0.00 |

| Courtételle | | | Charges | en % | Fr./hab. | Produits | en% | Fr./hab. |
|-------------|-----|-----------------------------|---------------------|---------------|-----------------|---------------------|---------------|-----------------|
| 7 | | Economie publique | 109'511.05 | 1.277 | 43.79 | 5'382.45 | 0.061 | 2.15 |
| | 700 | Foires, marchés | 16'111.30 | 0.188 | 6.44 | 4'083.25 | 0.046 | 1.63 |
| | 710 | Tourisme | 44'510.00 | 0.519 | 17.80 | 0.00 | 0.000 | 0.00 |
| | 720 | Agriculture | 48'889.75 | 0.570 | 19.55 | 1'299.20 | 0.015 | 0.52 |
| | 740 | Développement économique | 0.00 | 0.000 | 0.00 | 0.00 | 0.000 | 0.00 |
| 8 | | Finances | 1'425'698.70 | 16.619 | 570.05 | 505'781.77 | 5.738 | 202.23 |
| | 810 | Intérêts courts termes | 194.10 | 0.002 | 0.08 | 0.00 | 0.000 | 0.00 |
| | 811 | Intérêts longs termes | 139'624.25 | 1.628 | 55.83 | 0.00 | 0.000 | 0.00 |
| | 820 | Amortissements | 1'056'829.45 | 12.319 | 422.56 | 142'862.60 | 1.621 | 57.12 |
| | 825 | Charges d'immeubles | 211'311.10 | 2.463 | 84.49 | 174'764.55 | 1.983 | 69.88 |
| | 826 | Pâturages | 0.00 | 0.000 | 0.00 | 0.00 | 0.000 | 0.00 |
| | 830 | Subvention et contribution | 0.00 | 0.000 | 0.00 | 9'000.00 | 0.102 | 3.60 |
| | 840 | Intérêts actifs | 587.25 | 0.007 | 0.23 | 72'827.12 | 0.826 | 29.12 |
| | 850 | Rendement des immeubles | 0.00 | 0.000 | 0.00 | 106'327.50 | 1.206 | 42.51 |
| | 855 | Provision, réserve, fonds | 17'152.55 | 0.200 | 6.86 | 0.00 | 0.000 | 0.00 |
| | 860 | Subventions | 0.00 | 0.000 | 0.00 | 0.00 | 0.000 | 0.00 |
| | 870 | Gains vente fortune | 0.00 | 0.000 | 0.00 | 0.00 | 0.000 | 0.00 |
| | 875 | Divers | 0.00 | 0.000 | 0.00 | 0.00 | 0.000 | 0.00 |
| 9 | | Imposition | 479'115.10 | 5.585 | 191.57 | 7'205'187.85 | 81.736 | 2'880.92 |
| | 910 | Impôts ordinaires | 0.00 | 0.000 | 0.00 | 6'395'388.85 | 72.549 | 2'557.13 |
| | 911 | Variation d'impôts | 142'930.90 | 1.666 | 57.15 | 450'245.40 | 5.108 | 180.03 |
| | 912 | Partage d'impôts | 103'581.00 | 1.207 | 41.42 | 114'038.60 | 1.294 | 45.60 |
| | 915 | Elimination d'impôts | 108'779.20 | 1.268 | 43.49 | 2'014.10 | 0.023 | 0.81 |
| | 920 | Autres impôts | 0.00 | 0.000 | 0.00 | 243'500.90 | 2.762 | 97.36 |
| | 940 | Fonds de péréquation | 123'824.00 | 1.443 | 49.51 | 0.00 | 0.000 | 0.00 |
| | | Totaux | 8'578'905.64 | 100.00 | 3'430.19 | 8'815'211.14 | 100.00 | 3'524.67 |
| | | Excédent de produits | 236'305.50 | | | | | |
| | | | 8'815'211.14 | | | 8'815'211.14 | | |

COURTETELLE

INDICATEURS FINANCIERS 2009 – 2013

| | 2009 | 2010 | 2011 | 2012 | 2013 | Moyenne |
|---------------------------------------|------------|------------|------------|--------------|--------------|---------------------|
| Autofinancement (en fr.) | 232'938.66 | 978'999.71 | 841'971.43 | 1'629'046.02 | 1'509'678.80 | 1'038'526.92 |
| Degré d'autofinancement (%) | 532.11 | 73.74 | 1'241.60 | 174.89 | 95.93 | 423.65 |
| Capacité d'autofinancement (%) | 3.50 | 14.42 | 11.70 | 20.15 | 17.77 | 13.51 |



Une capacité d'autofinancement de :

- Moins de 10% est considéré comme mauvaise
- De 10% à 20% est considéré comme moyenne à bonne
- Plus de 20% est considéré comme très bonne

SAIGNELEGIER

2'559 habitants

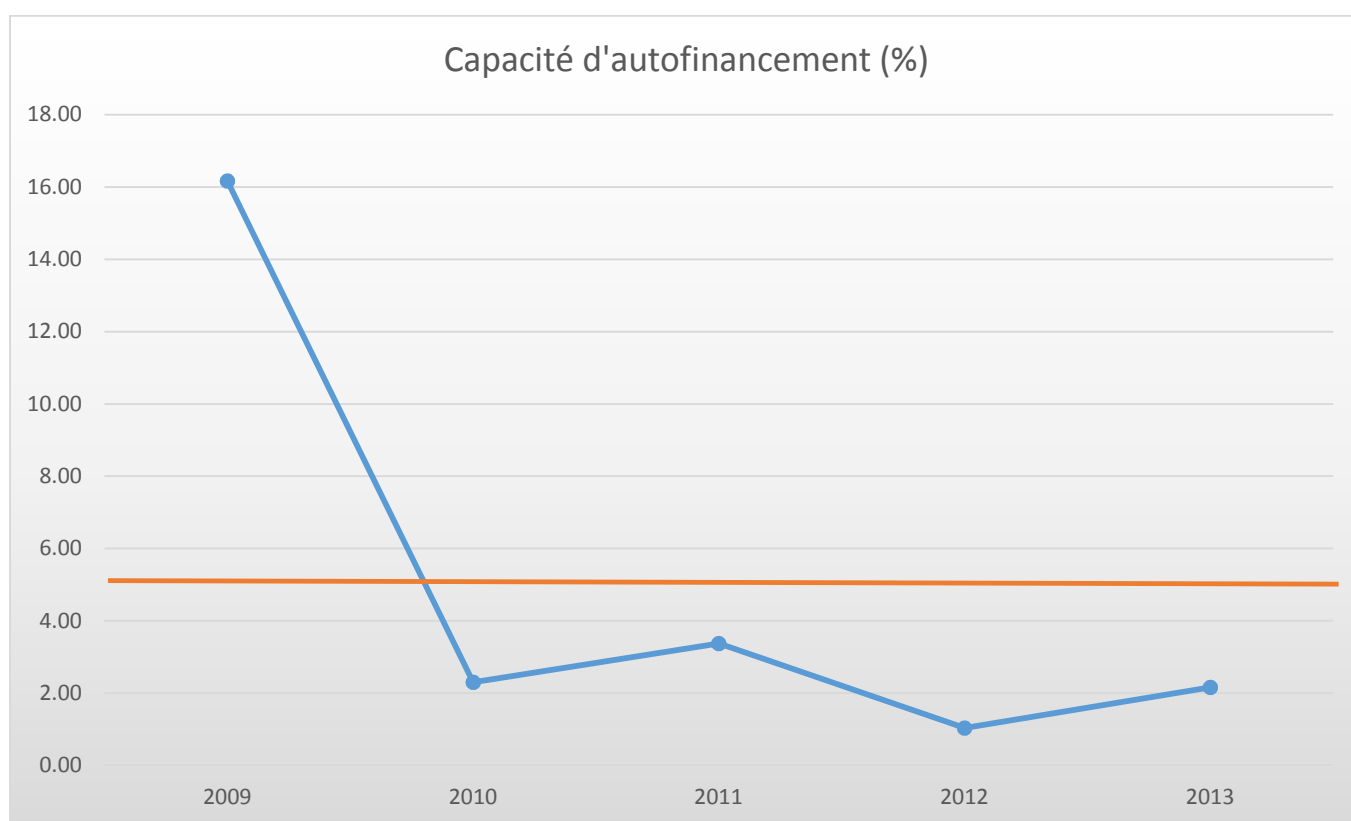
| Saignelégier | | Charges | en % | Fr./hab. | Produits | en% | Fr./hab. |
|--------------|-------------------------------------|---------------------|---------------|-----------------|-------------------|--------------|--------------|
| 1 | Autorité | 955'227.34 | 10.739 | 373.28 | 197'420.68 | 2.275 | 77.15 |
| 100 | Communes, votations, élections | 3'670.30 | 0.041 | 1.43 | 0.00 | 0.000 | 0.00 |
| 110 | Conseil général/de Ville | 0.00 | 0.000 | 0.00 | 0.00 | 0.000 | 0.00 |
| 111 | Conseil communal | 109'959.90 | 1.236 | 42.97 | 1'998.85 | 0.023 | 0.78 |
| 112 | Commissions | 6'011.00 | 0.068 | 2.35 | 354.00 | 0.004 | 0.14 |
| 115 | Personnel administratif | 350'680.65 | 3.942 | 137.04 | 16'800.00 | 0.194 | 6.57 |
| 116 | Charges du personnel | 341'461.15 | 3.839 | 133.44 | 143'358.10 | 1.652 | 56.02 |
| 130 | Frais administratifs | 141'624.34 | 1.592 | 55.34 | 8'108.90 | 0.093 | 3.17 |
| 170 | Emoluments | 1'820.00 | 0.020 | 0.71 | 26'800.83 | 0.309 | 10.47 |
| 2 | Travaux publics | 723'338.20 | 8.132 | 282.66 | 199'267.65 | 2.297 | 77.87 |
| 200 | Entretien des routes | 582'579.70 | 6.549 | 227.66 | 29'609.85 | 0.341 | 11.57 |
| 201 | Ouvrages collectifs | 0.00 | 0.000 | 0.00 | 0.00 | 0.000 | 0.00 |
| 205 | Eclairage public | 84'719.15 | 0.952 | 33.11 | 135'699.80 | 1.564 | 53.03 |
| 206 | Horloge publique | 0.00 | 0.000 | 0.00 | 0.00 | 0.000 | 0.00 |
| 210 | Cours d'eau | 0.00 | 0.000 | 0.00 | 0.00 | 0.000 | 0.00 |
| 230 | Cadastre | 50'317.85 | 0.566 | 19.66 | 33'958.00 | 0.391 | 13.27 |
| 240 | Aménagement du territoire | 5'721.50 | 0.064 | 2.24 | 0.00 | 0.000 | 0.00 |
| 3 | Affaire juridique, police | 102'165.95 | 1.149 | 39.92 | 11'316.20 | 0.130 | 4.42 |
| 310 | Police communale | 85'233.55 | 0.958 | 33.31 | 1'071.00 | 0.012 | 0.42 |
| 330 | Cantonement | 630.00 | 0.007 | 0.25 | 0.00 | 0.000 | 0.00 |
| 340 | Protection civile | 16'302.40 | 0.183 | 6.37 | 10'245.20 | 0.118 | 4.00 |
| 4 | Hygiène publique | 24'619.15 | 0.277 | 9.62 | 0.00 | 0.000 | 0.00 |
| 400 | Police des denrées | 0.00 | 0.000 | 0.00 | 0.00 | 0.000 | 0.00 |
| 410 | Police sanitaire | 13'399.25 | 0.151 | 5.24 | 0.00 | 0.000 | 0.00 |
| 415 | Arrondissement de sépulture | 11'219.90 | 0.126 | 4.38 | 0.00 | 0.000 | 0.00 |
| 5 | Instruction | 3'085'200.20 | 34.684 | 1'205.63 | 136'090.39 | 1.568 | 53.18 |
| 510 | Service de l'école/école primaire | 108'867.45 | 1.224 | 42.54 | 22'801.80 | 0.263 | 8.91 |
| 511 | Transport scolaire | 0.00 | 0.000 | 0.00 | 0.00 | 0.000 | 0.00 |
| 512 | Places de jeu/Halles de gym | 238'691.00 | 2.683 | 93.28 | 19'497.15 | 0.225 | 7.62 |
| 520 | Ecole secondaire | 191'597.80 | 2.154 | 74.87 | 91'232.44 | 1.051 | 35.65 |
| 530 | Colonie de vacances | 0.00 | 0.000 | 0.00 | 0.00 | 0.000 | 0.00 |
| 540 | Ecole ménagère | 24'221.75 | 0.272 | 9.47 | 0.00 | 0.000 | 0.00 |
| 570 | Ecole enfantine | 17'552.90 | 0.197 | 6.86 | 2'559.00 | 0.029 | 1.00 |
| 580 | Contr. écolage, piscine, biblio ... | 54'067.50 | 0.608 | 21.13 | 0.00 | 0.000 | 0.00 |
| 590 | Contribution pour instruction | 2'450'201.80 | 27.545 | 957.48 | 0.00 | 0.000 | 0.00 |
| 6 | Action social | 1'410'747.55 | 15.860 | 551.29 | 100'172.80 | 1.155 | 39.15 |
| 600 | Secours | 338'300.15 | 3.803 | 132.20 | 92'887.10 | 1.071 | 36.30 |
| 610 | Service dentaire | 5'000.00 | 0.056 | 1.95 | 0.00 | 0.000 | 0.00 |
| 620 | Autres institutions | 5'180.90 | 0.058 | 2.02 | 61.70 | 0.001 | 0.02 |
| 630 | Foyers communaux | 0.00 | 0.000 | 0.00 | 0.00 | 0.000 | 0.00 |
| 640 | Crèches, UAPE | 0.00 | 0.000 | 0.00 | 0.00 | 0.000 | 0.00 |
| 650 | Répartition des charges | 150'000.00 | 1.686 | 58.62 | 0.00 | 0.000 | 0.00 |
| 659 | AVS, off. logement, chômage etc | 733'574.50 | 8.247 | 286.66 | 7'224.00 | 0.083 | 2.82 |
| 665 | Contr. Institution publique | 178'692.00 | 2.009 | 69.83 | 0.00 | 0.000 | 0.00 |

| Saignelégier | | | Charges | en % | Fr./hab. | Produits | en% | Fr./hab. |
|--------------|-----|----------------------------|---------------------|---------------|-----------------|---------------------|---------------|-----------------|
| 7 | | Economie publique | 310'655.70 | 3.492 | 121.40 | 294'386.20 | 3.393 | 115.04 |
| | 700 | Foires, marchés | 45'943.55 | 0.517 | 17.95 | 82'459.25 | 0.950 | 32.22 |
| | 710 | Tourisme | 242'287.15 | 2.724 | 94.68 | 211'926.95 | 2.443 | 82.82 |
| | 720 | Agriculture | 2'918.00 | 0.033 | 1.14 | 0.00 | 0.000 | 0.00 |
| | 740 | Développement économique | 19'507.00 | 0.219 | 7.62 | 0.00 | 0.000 | 0.00 |
| 8 | | Finances | 1'877'487.28 | 21.107 | 733.68 | 896'559.13 | 10.333 | 350.36 |
| | 810 | Intérêts courts termes | 6'650.75 | 0.075 | 2.60 | 0.00 | 0.000 | 0.00 |
| | 811 | Intérêts longs termes | 531'201.90 | 5.972 | 207.58 | 61'280.95 | 0.706 | 23.95 |
| | 820 | Amortissements | 486'093.98 | 5.465 | 189.95 | 81'305.00 | 0.937 | 31.77 |
| | 825 | Charges d'immeubles | 160'249.05 | 1.802 | 62.62 | 22'812.75 | 0.263 | 8.91 |
| | 826 | Pâturages | 377'941.65 | 4.249 | 147.69 | 446'123.15 | 5.142 | 174.33 |
| | 830 | Subvention et contribution | 296'470.00 | 3.333 | 115.85 | 0.00 | 0.000 | 0.00 |
| | 840 | Intérêts actifs | 18'079.95 | 0.203 | 7.07 | 63'119.58 | 0.727 | 24.67 |
| | 850 | Rendement des immeubles | 800.00 | 0.009 | 0.31 | 191'918.70 | 2.212 | 75.00 |
| | 855 | Provision, réserve, fonds | 0.00 | 0.000 | 0.00 | 0.00 | 0.000 | 0.00 |
| | 860 | Subventions | 0.00 | 0.000 | 0.00 | 0.00 | 0.000 | 0.00 |
| | 870 | Gains vente fortune | 0.00 | 0.000 | 0.00 | 29'999.00 | 0.346 | 11.72 |
| | 875 | Divers | 0.00 | 0.000 | 0.00 | 0.00 | 0.000 | 0.00 |
| 9 | | Imposition | 405'672.70 | 4.561 | 158.53 | 6'841'398.25 | 78.849 | 2'673.47 |
| | 910 | Impôts ordinaires | 0.00 | 0.000 | 0.00 | 5'930'646.55 | 68.352 | 2'317.56 |
| | 911 | Variation d'impôts | 137'452.50 | 1.545 | 53.71 | 237'500.35 | 2.737 | 92.81 |
| | 912 | Partage d'impôts | 256'214.45 | 2.880 | 100.12 | 409'590.00 | 4.721 | 160.06 |
| | 915 | Elimination d'impôts | 0.00 | 0.000 | 0.00 | 0.00 | 0.000 | 0.00 |
| | 920 | Autres impôts | 12'005.75 | 0.135 | 4.69 | 215'321.35 | 2.482 | 84.14 |
| | 940 | Fonds de péréquation | 0.00 | 0.000 | 0.00 | 48'340.00 | 0.557 | 18.89 |
| | | Totaux | 8'895'114.07 | 100.00 | 3'476.01 | 8'676'611.30 | 100.00 | 3'390.63 |
| | | Excédent de charges | | | | 218'502.77 | | |
| | | | 8'895'114.07 | | | 8'895'114.07 | | |

SAIGNELEGIER

INDICATEURS FINANCIERS 2009 – 2013

| | 2009 | 2010 | 2011 | 2012 | 2013 | Moyenne |
|---------------------------------------|--------------|------------|------------|-----------|------------|-------------------|
| Autofinancement (en fr.) | 1'429'005.47 | 210'439.68 | 340'698.82 | 98'149.42 | 186'286.21 | 452'915.92 |
| Degré d'autofinancement (%) | 307.43 | 7.45 | 20.03 | 10.95 | 42.55 | 77.68 |
| Capacité d'autofinancement (%) | 16.17 | 2.30 | 3.37 | 1.04 | 2.16 | 5.01 |



Une capacité d'autofinancement de :

- Moins de 10% est considéré comme mauvaise
- De 10% à 20% est considéré comme moyenne à bonne
- Plus de 20% est considéré comme très bonne

VAL TERBI
2'620 habitants

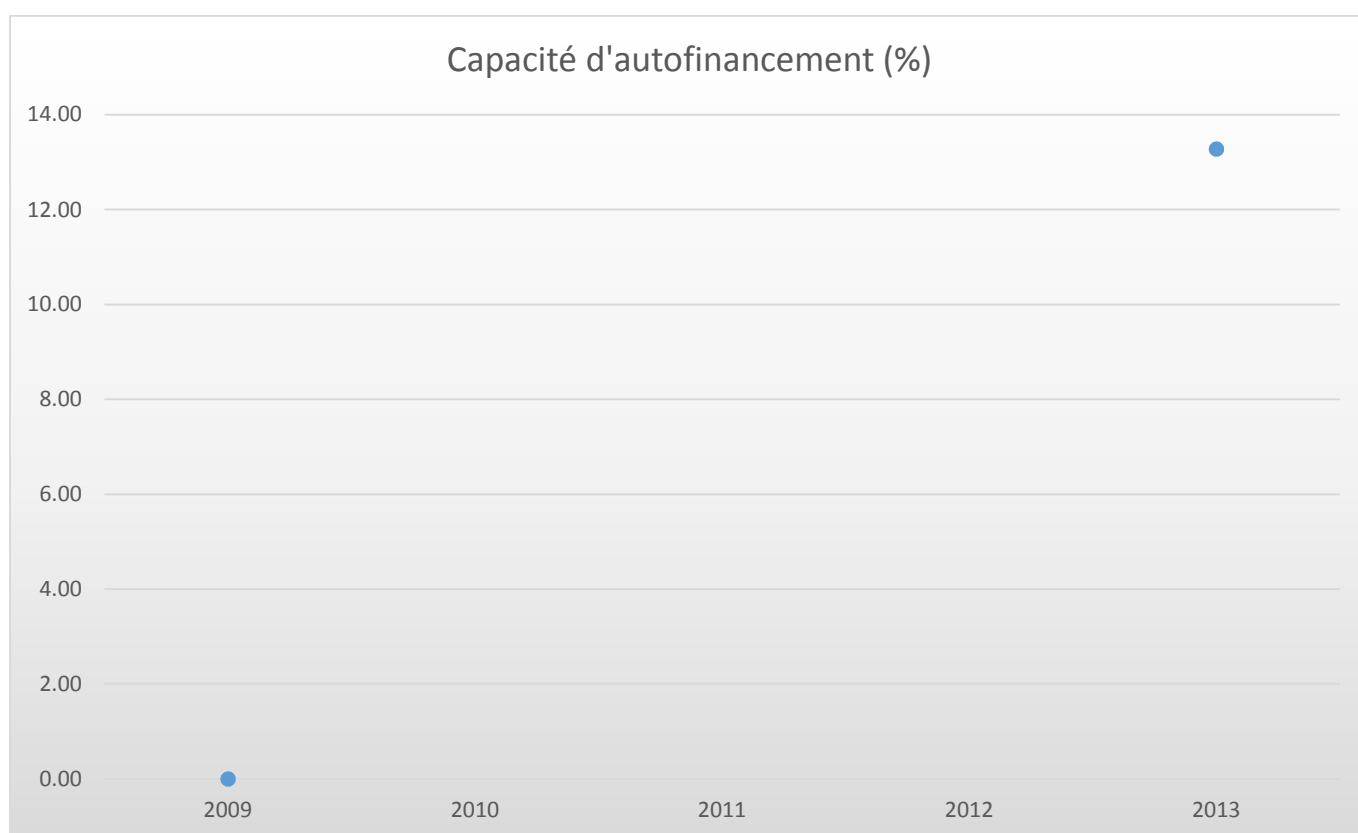
| Val Terbi | | Charges | en % | Fr./hab. | Produits | en% | Fr./hab. |
|-----------|-------------------------------------|---------------------|---------------|-----------------|-------------------|--------------|---------------|
| 1 | Autorité | 1'058'851.65 | 10.901 | 404.14 | 276'943.95 | 2.928 | 105.70 |
| 100 | Communes, votations, élections | 2'397.40 | 0.025 | 0.92 | 0.00 | 0.000 | 0.00 |
| 110 | Conseil général/de Ville | 13'221.90 | 0.136 | 5.05 | 0.00 | 0.000 | 0.00 |
| 111 | Conseil communal | 81'825.70 | 0.842 | 31.23 | 5'000.00 | 0.053 | 1.91 |
| 112 | Commissions | 13'221.90 | 0.136 | 5.05 | 0.00 | 0.000 | 0.00 |
| 115 | Personnel administratif | 466'401.25 | 4.802 | 178.02 | 67'760.15 | 0.716 | 25.86 |
| 116 | Charges du personnel | 283'719.50 | 2.921 | 108.29 | 133'967.05 | 1.416 | 51.13 |
| 130 | Frais administratifs | 198'064.00 | 2.039 | 75.60 | 45'051.90 | 0.476 | 17.20 |
| 170 | Emoluments | 0.00 | 0.000 | 0.00 | 25'164.85 | 0.266 | 9.60 |
| 2 | Travaux publics | 418'355.50 | 4.307 | 159.68 | 253'046.70 | 2.675 | 96.58 |
| 200 | Entretien des routes | 168'647.30 | 1.736 | 64.37 | 80'070.10 | 0.846 | 30.56 |
| 201 | Ouvrages collectifs | 0.00 | 0.000 | 0.00 | 0.00 | 0.000 | 0.00 |
| 205 | Eclairage public | 107'207.90 | 1.104 | 40.92 | 88'868.00 | 0.939 | 33.92 |
| 206 | Horloge publique | 0.00 | 0.000 | 0.00 | 0.00 | 0.000 | 0.00 |
| 210 | Cours d'eau | 0.00 | 0.000 | 0.00 | 0.00 | 0.000 | 0.00 |
| 230 | Cadastre | 79'153.30 | 0.815 | 30.21 | 84'108.60 | 0.889 | 32.10 |
| 240 | Aménagement du territoire | 63'347.00 | 0.652 | 24.18 | 0.00 | 0.000 | 0.00 |
| 3 | Affaire juridique, police | 31'114.05 | 0.320 | 11.88 | 15'328.50 | 0.162 | 5.85 |
| 310 | Police communale | 0.00 | 0.000 | 0.00 | 0.00 | 0.000 | 0.00 |
| 330 | Cantonement | 15'508.90 | 0.160 | 5.92 | 2'592.50 | 0.027 | 0.99 |
| 340 | Protection civile | 15'605.15 | 0.161 | 5.96 | 12'736.00 | 0.135 | 4.86 |
| 4 | Hygiène publique | 0.00 | 0.000 | 0.00 | 0.00 | 0.000 | 0.00 |
| 400 | Police des denrées | 0.00 | 0.000 | 0.00 | 0.00 | 0.000 | 0.00 |
| 410 | Police sanitaire | 0.00 | 0.000 | 0.00 | 0.00 | 0.000 | 0.00 |
| 415 | Arrondissement de sépulture | 0.00 | 0.000 | 0.00 | 0.00 | 0.000 | 0.00 |
| 5 | Instruction | 3'522'678.75 | 36.268 | 1'344.53 | 228'812.20 | 2.419 | 87.33 |
| 510 | Service de l'école/école primaire | 148'546.55 | 1.529 | 56.70 | 25'897.35 | 0.274 | 9.88 |
| 511 | Transport scolaire | 35'034.20 | 0.361 | 13.37 | 38'842.00 | 0.411 | 14.83 |
| 512 | Places de jeu/Halles de gym | 336'977.50 | 3.469 | 128.62 | 41'455.25 | 0.438 | 15.82 |
| 520 | Ecole secondaire | 317'945.80 | 3.273 | 121.35 | 83'464.00 | 0.882 | 31.86 |
| 530 | Colonie de vacances | 0.00 | 0.000 | 0.00 | 0.00 | 0.000 | 0.00 |
| 540 | Ecole ménagère | 21'091.90 | 0.217 | 8.05 | 7'702.00 | 0.081 | 2.94 |
| 570 | Ecole enfantine | 16'941.05 | 0.174 | 6.47 | 31'451.60 | 0.332 | 12.00 |
| 580 | Contr. écolage, piscine, biblio ... | 84'683.50 | 0.872 | 32.32 | 0.00 | 0.000 | 0.00 |
| 590 | Contribution pour instruction | 2'561'458.25 | 26.371 | 977.66 | 0.00 | 0.000 | 0.00 |
| 6 | Action social | 1'953'855.43 | 20.116 | 745.75 | 10'060.95 | 0.106 | 3.84 |
| 600 | Secours | 114'335.10 | 1.177 | 43.64 | 0.00 | 0.000 | 0.00 |
| 610 | Service dentaire | 10'966.25 | 0.113 | 4.19 | 0.00 | 0.000 | 0.00 |
| 620 | Autres institutions | 9'585.20 | 0.099 | 3.66 | 2'762.95 | 0.029 | 1.05 |
| 630 | Foyers communaux | 0.00 | 0.000 | 0.00 | 0.00 | 0.000 | 0.00 |
| 640 | Crèches, UAPE | 0.00 | 0.000 | 0.00 | 0.00 | 0.000 | 0.00 |
| 650 | Répartition des charges | 1'098'178.98 | 11.306 | 419.15 | 0.00 | 0.000 | 0.00 |
| 659 | AVS, off. logement, chômage etc | 720'789.90 | 7.421 | 275.11 | 7'298.00 | 0.077 | 2.79 |
| 665 | Contr. Institution publique | 0.00 | 0.000 | 0.00 | 0.00 | 0.000 | 0.00 |

| Val Terbi | | | Charges | en % | Fr./hab. | Produits | en% | Fr./hab. |
|-----------|-----|----------------------------|---------------------|---------------|-----------------|---------------------|---------------|-----------------|
| 7 | | Economie publique | 76'788.75 | 0.791 | 29.31 | 21'262.20 | 0.225 | 8.12 |
| | 700 | Foires, marchés | 100.00 | 0.001 | 0.04 | 0.00 | 0.000 | 0.00 |
| | 710 | Tourisme | 73'215.60 | 0.754 | 27.94 | 20'639.50 | 0.218 | 7.88 |
| | 720 | Agriculture | 2'879.15 | 0.030 | 1.10 | 622.70 | 0.007 | 0.24 |
| | 740 | Développement économique | 594.00 | 0.006 | 0.23 | 0.00 | 0.000 | 0.00 |
| 8 | | Finances | 2'341'614.43 | 24.108 | 893.75 | 1'940'886.35 | 20.518 | 740.80 |
| | 810 | Intérêts courts termes | 8'115.68 | 0.084 | 3.10 | 0.00 | 0.000 | 0.00 |
| | 811 | Intérêts longs termes | 355'062.90 | 3.656 | 135.52 | 0.00 | 0.000 | 0.00 |
| | 820 | Amortissements | 1'236'665.30 | 12.732 | 472.01 | 74'880.00 | 0.792 | 28.58 |
| | 825 | Charges d'immeubles | 75'734.15 | 0.780 | 28.91 | 24'398.80 | 0.258 | 9.31 |
| | 826 | Pâturages | 0.00 | 0.000 | 0.00 | 0.00 | 0.000 | 0.00 |
| | 830 | Subvention et contribution | 0.00 | 0.000 | 0.00 | 0.00 | 0.000 | 0.00 |
| | 840 | Intérêts actifs | 36.40 | 0.000 | 0.01 | 66'686.65 | 0.705 | 25.45 |
| | 850 | Rendement des immeubles | 0.00 | 0.000 | 0.00 | 162'311.90 | 1.716 | 61.95 |
| | 855 | Provision, réserve, fonds | 0.00 | 0.000 | 0.00 | 0.00 | 0.000 | 0.00 |
| | 860 | Subventions | 0.00 | 0.000 | 0.00 | 0.00 | 0.000 | 0.00 |
| | 870 | Gains vente fortune | 0.00 | 0.000 | 0.00 | 67'724.00 | 0.716 | 25.85 |
| | 875 | Divers | 666'000.00 | 6.857 | 254.20 | 1'544'885.00 | 16.331 | 589.65 |
| 9 | | Imposition | 309'771.05 | 3.189 | 118.23 | 6'713'291.80 | 70.968 | 2'562.33 |
| | 910 | Impôts ordinaires | 0.00 | 0.000 | 0.00 | 5'339'528.15 | 56.445 | 2'037.99 |
| | 911 | Variation d'impôts | 178'359.10 | 1.836 | 68.08 | 259'221.55 | 2.740 | 98.94 |
| | 912 | Partage d'impôts | 66'929.45 | 0.689 | 25.55 | 27'845.85 | 0.294 | 10.63 |
| | 915 | Elimination d'impôts | 60'231.20 | 0.620 | 22.99 | 0.00 | 0.000 | 0.00 |
| | 920 | Autres impôts | 4'251.30 | 0.044 | 1.62 | 296'907.25 | 3.139 | 113.32 |
| | 940 | Fonds de péréquation | 0.00 | 0.000 | 0.00 | 789'789.00 | 8.349 | 301.45 |
| | | Totaux | 9'713'029.61 | 100.00 | 3'707.26 | 9'459'632.65 | 100.00 | 3'610.55 |
| | | Excédent de charges | | | | 253'396.96 | | |
| | | | 9'713'029.61 | | | 9'713'029.61 | | |

VAL TERBI

INDICATEURS FINANCIERS 2013

| | 2009 | 2010 | 2011 | 2012 | 2013 | Moyenne |
|---------------------------------------|-------------------------|------|------|------|-----------|------------------|
| Autofinancement (en fr.) | Dès le 1er janvier 2013 | | | | 37'643.00 | 37'643.00 |
| Degré d'autofinancement (%) | Dès le 1er janvier 2013 | | | | 0.00 | 0.00 |
| Capacité d'autofinancement (%) | Dès le 1er janvier 2013 | | | | 13.28 | 13.28 |



Une capacité d'autofinancement de :

- Moins de 10% est considéré comme mauvaise
- De 10% à 20% est considéré comme moyenne à bonne
- Plus de 20% est considéré comme très bonne

COURRENDLIN

2'722 habitants

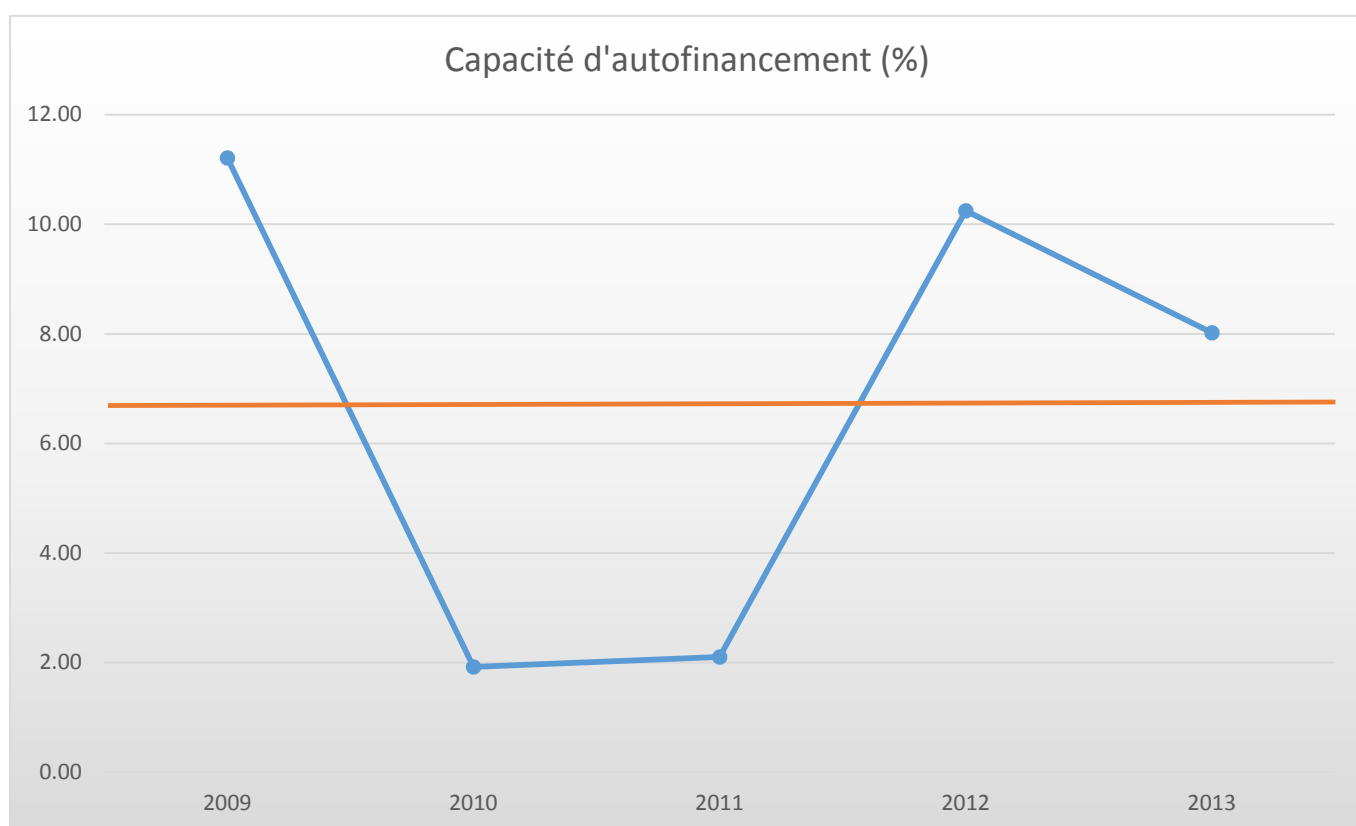
| Courrendlin | | Charges | en % | Fr./hab. | Produits | en% | Fr./hab. |
|-------------|-------------------------------------|---------------------|---------------|-----------------|---------------------|---------------|---------------|
| 1 | Autorité | 1'061'835.77 | 10.799 | 390.09 | 193'214.05 | 1.944 | 70.98 |
| 100 | Communes, votations, élections | 4'988.40 | 0.051 | 1.83 | 0.00 | 0.000 | 0.00 |
| 110 | Conseil général/de Ville | 0.00 | 0.000 | 0.00 | 0.00 | 0.000 | 0.00 |
| 111 | Conseil communal | 84'774.40 | 0.862 | 31.14 | 0.00 | 0.000 | 0.00 |
| 112 | Commissions | 6'380.00 | 0.065 | 2.34 | 0.00 | 0.000 | 0.00 |
| 115 | Personnel administratif | 406'172.55 | 4.131 | 149.22 | 0.00 | 0.000 | 0.00 |
| 116 | Charges du personnel | 375'215.00 | 3.816 | 137.85 | 132'221.05 | 1.330 | 48.57 |
| 130 | Frais administratifs | 184'305.42 | 1.874 | 67.71 | 35'534.75 | 0.357 | 13.05 |
| 170 | Emoluments | 0.00 | 0.000 | 0.00 | 25'458.25 | 0.256 | 9.35 |
| 2 | Travaux publics | 591'972.20 | 6.020 | 217.48 | 225'199.50 | 2.265 | 82.73 |
| 200 | Entretien des routes | 430'753.20 | 4.381 | 158.25 | 61'940.20 | 0.623 | 22.76 |
| 201 | Ouvrages collectifs | 12'831.95 | 0.131 | 4.71 | 12'831.15 | 0.129 | 4.71 |
| 205 | Eclairage public | 87'867.85 | 0.894 | 32.28 | 95'016.00 | 0.956 | 34.91 |
| 206 | Horloge publique | 0.00 | 0.000 | 0.00 | 0.00 | 0.000 | 0.00 |
| 210 | Cours d'eau | 0.00 | 0.000 | 0.00 | 0.00 | 0.000 | 0.00 |
| 230 | Cadastre | 55'412.15 | 0.564 | 20.36 | 55'412.15 | 0.557 | 20.36 |
| 240 | Aménagement du territoire | 5'107.05 | 0.052 | 1.88 | 0.00 | 0.000 | 0.00 |
| 3 | Affaire juridique, police | 39'270.05 | 0.399 | 14.43 | 15'639.50 | 0.157 | 5.75 |
| 310 | Police communale | 20'749.50 | 0.211 | 7.62 | 0.00 | 0.000 | 0.00 |
| 330 | Cantonement | 0.00 | 0.000 | 0.00 | 0.00 | 0.000 | 0.00 |
| 340 | Protection civile | 18'520.55 | 0.188 | 6.80 | 15'639.50 | 0.157 | 5.75 |
| 4 | Hygiène publique | 26'202.70 | 0.266 | 9.63 | 7'000.00 | 0.070 | 2.57 |
| 400 | Police des denrées | 334.50 | 0.003 | 0.12 | 0.00 | 0.000 | 0.00 |
| 410 | Police sanitaire | 0.00 | 0.000 | 0.00 | 0.00 | 0.000 | 0.00 |
| 415 | Arrondissement de sépulture | 25'868.20 | 0.263 | 9.50 | 7'000.00 | 0.070 | 2.57 |
| 5 | Instruction | 3'672'529.94 | 37.350 | 1'349.20 | 474'514.50 | 4.773 | 174.33 |
| 510 | Service de l'école/école primaire | 119'883.54 | 1.219 | 44.04 | 18'567.00 | 0.187 | 6.82 |
| 511 | Transport scolaire | 38'983.40 | 0.396 | 14.32 | 35'226.35 | 0.354 | 12.94 |
| 512 | Places de jeu/Halles de gym | 710'132.50 | 7.222 | 260.89 | 401'881.15 | 4.043 | 147.64 |
| 520 | Ecole secondaire | 169'182.45 | 1.721 | 62.15 | 0.00 | 0.000 | 0.00 |
| 530 | Colonie de vacances | 0.00 | 0.000 | 0.00 | 0.00 | 0.000 | 0.00 |
| 540 | Ecole ménagère | 0.00 | 0.000 | 0.00 | 0.00 | 0.000 | 0.00 |
| 570 | Ecole enfantine | 18'856.25 | 0.192 | 6.93 | 690.00 | 0.007 | 0.25 |
| 580 | Contr. écolage, piscine, biblio ... | 83'718.55 | 0.851 | 30.76 | 18'150.00 | 0.183 | 6.67 |
| 590 | Contribution pour instruction | 2'531'773.25 | 25.749 | 930.12 | 0.00 | 0.000 | 0.00 |
| 6 | Action social | 2'702'503.79 | 27.485 | 992.84 | 1'102'453.47 | 11.090 | 405.02 |
| 600 | Secours | 897'265.34 | 9.125 | 329.63 | 0.00 | 0.000 | 0.00 |
| 610 | Service dentaire | 8'209.85 | 0.083 | 3.02 | 0.00 | 0.000 | 0.00 |
| 620 | Autres institutions | 12'997.50 | 0.132 | 4.77 | 0.00 | 0.000 | 0.00 |
| 630 | Foyers communaux | 8'609.45 | 0.088 | 3.16 | 0.00 | 0.000 | 0.00 |
| 640 | Crèches, UAPE | 1'053'721.90 | 10.717 | 387.11 | 408'906.37 | 4.113 | 150.22 |
| 650 | Répartition des charges | 0.00 | 0.000 | 0.00 | 688'436.20 | 6.925 | 252.92 |
| 659 | AVS, off. logement, chômage etc | 718'014.75 | 7.302 | 263.78 | 5'110.90 | 0.051 | 1.88 |
| 665 | Contr. Institution publique | 3'685.00 | 0.037 | 1.35 | 0.00 | 0.000 | 0.00 |

| Courrendlin | | | Charges | en % | Fr./hab. | Produits | en% | Fr./hab. |
|-------------|-----|-----------------------------|---------------------|---------------|-----------------|---------------------|---------------|-----------------|
| 7 | | Economie publique | 59'566.45 | 0.606 | 21.88 | 38.80 | 0.000 | 0.01 |
| | 700 | Foires marchés | 0.00 | 0.000 | 0.00 | 0.00 | 0.000 | 0.00 |
| | 710 | Tourisme | 58'525.45 | 0.595 | 21.50 | 38.80 | 0.000 | 0.01 |
| | 720 | Agriculture | 1'041.00 | 0.011 | 0.38 | 0.00 | 0.000 | 0.00 |
| | 740 | Développement économique | 0.00 | 0.000 | 0.00 | 0.00 | 0.000 | 0.00 |
| 8 | | Finances | 1'100'650.38 | 11.194 | 404.35 | 454'354.91 | 4.571 | 166.92 |
| | 810 | Intérêts courts termes | 13'329.05 | 0.136 | 4.90 | 0.00 | 0.000 | 0.00 |
| | 811 | Intérêts longs termes | 410'208.25 | 4.172 | 150.70 | 0.00 | 0.000 | 0.00 |
| | 820 | Amortissements | 373'942.03 | 3.803 | 137.38 | 0.00 | 0.000 | 0.00 |
| | 825 | Charges d'immeubles | 88'870.35 | 0.904 | 32.65 | 0.00 | 0.000 | 0.00 |
| | 826 | Pâturages | 0.00 | 0.000 | 0.00 | 0.00 | 0.000 | 0.00 |
| | 830 | Subvention et contribution | 0.00 | 0.000 | 0.00 | 0.00 | 0.000 | 0.00 |
| | 840 | Intérêts actifs | 1'377.60 | 0.014 | 0.51 | 92'849.26 | 0.934 | 34.11 |
| | 850 | Rendement des immeubles | 176'343.10 | 1.793 | 64.78 | 290'903.45 | 2.926 | 106.87 |
| | 855 | Provision, réserve, fonds | 0.00 | 0.000 | 0.00 | 2'325.20 | 0.023 | 0.85 |
| | 860 | Subventions | 0.00 | 0.000 | 0.00 | 0.00 | 0.000 | 0.00 |
| | 870 | Gains vente fortune | 0.00 | 0.000 | 0.00 | 31'697.00 | 0.319 | 11.64 |
| | 875 | Divers | 36'580.00 | 0.372 | 13.44 | 36'580.00 | 0.368 | 13.44 |
| 9 | | Imposition | 578'099.50 | 5.879 | 212.38 | 7'468'233.35 | 75.128 | 2'743.66 |
| | 910 | Impôts ordinaires | 0.00 | 0.000 | 0.00 | 5'793'531.95 | 58.281 | 2'128.41 |
| | 911 | Variation d'impôts | 78'753.65 | 0.801 | 28.93 | 252'784.60 | 2.543 | 92.87 |
| | 912 | Partage d'impôts | 160'676.55 | 1.634 | 59.03 | 361'409.80 | 3.636 | 132.77 |
| | 915 | Elimination d'impôts | 211'338.30 | 2.149 | 77.64 | 0.00 | 0.000 | 0.00 |
| | 920 | Autres impôts | 3'003.00 | 0.031 | 1.10 | 620'157.00 | 6.239 | 227.83 |
| | 940 | Fonds de péréquation | 124'328.00 | 1.264 | 45.68 | 440'350.00 | 4.430 | 161.77 |
| | | Totaux | 9'832'630.78 | 100.00 | 3'612.28 | 9'940'648.08 | 100.00 | 3'651.96 |
| | | Excédent de produits | 108'017.30 | | | | | |
| | | | 9'940'648.08 | | | 9'940'648.08 | | |

COURRENDLIN

INDICATEURS FINANCIERS 2009 – 2013

| | 2009 | 2010 | 2011 | 2012 | 2013 | Moyenne |
|---------------------------------------|------------|------------|------------|------------|------------|-------------------|
| Autofinancement (en fr.) | 982'325.37 | 156'696.00 | 173'532.05 | 997'316.00 | 765'193.00 | 615'012.48 |
| Degré d'autofinancement (%) | 80.60 | 0.00 | 19.08 | 96.76 | 98.92 | 59.07 |
| Capacité d'autofinancement (%) | 11.21 | 1.92 | 2.10 | 10.25 | 8.02 | 6.70 |



Une capacité d'autofinancement de :

- Moins de 10% est considéré comme mauvaise
- De 10% à 20% est considéré comme moyenne à bonne
- Plus de 20% est considéré comme très bonne

COURROUX
3'149 habitants

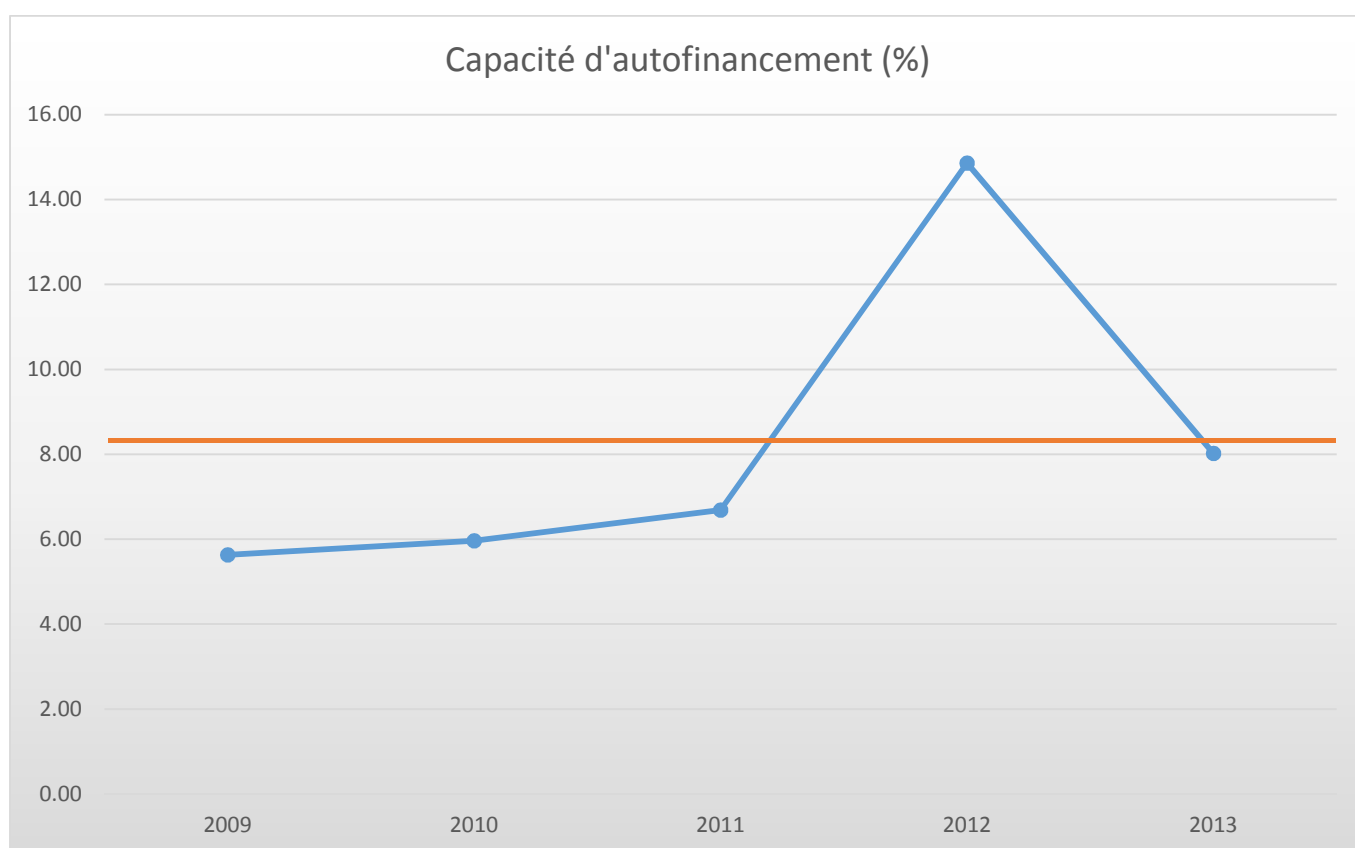
| Courroux | | Charges | en % | Fr./hab. | Produits | en% | Fr./hab. |
|----------|-------------------------------------|---------------------|---------------|-----------------|-------------------|--------------|---------------|
| 1 | Autorité | 866'869.32 | 8.613 | 275.28 | 274'062.55 | 2.722 | 87.03 |
| 100 | Communes, votations, élections | 8'012.15 | 0.080 | 2.54 | 0.00 | 0.000 | 0.00 |
| 110 | Conseil général/de Ville | 0.00 | 0.000 | 0.00 | 0.00 | 0.000 | 0.00 |
| 111 | Conseil communal | 102'906.90 | 1.022 | 32.68 | 18'000.00 | 0.179 | 5.72 |
| 112 | Commissions | 8'548.70 | 0.085 | 2.71 | 0.00 | 0.000 | 0.00 |
| 115 | Personnel administratif | 421'653.50 | 4.189 | 133.90 | 106'992.40 | 1.062 | 33.98 |
| 116 | Charges du personnel | 213'450.90 | 2.121 | 67.78 | 114'358.20 | 1.136 | 36.32 |
| 130 | Frais administratifs | 112'297.17 | 1.116 | 35.66 | 23'515.00 | 0.234 | 7.47 |
| 170 | Emoluments | 0.00 | 0.000 | 0.00 | 11'196.95 | 0.111 | 3.56 |
| 2 | Travaux publics | 556'493.30 | 5.529 | 176.72 | 340'167.95 | 3.378 | 108.02 |
| 200 | Entretien des routes | 419'256.20 | 4.165 | 133.14 | 142'563.10 | 1.416 | 45.27 |
| 201 | Ouvrages collectifs | 0.00 | 0.000 | 0.00 | 0.00 | 0.000 | 0.00 |
| 205 | Eclairage public | 68'704.40 | 0.683 | 21.82 | 109'434.00 | 1.087 | 34.75 |
| 206 | Horloge publique | 0.00 | 0.000 | 0.00 | 0.00 | 0.000 | 0.00 |
| 210 | Cours d'eau | 810.00 | 0.008 | 0.26 | 0.00 | 0.000 | 0.00 |
| 230 | Cadastre | 47'075.00 | 0.468 | 14.95 | 71'353.15 | 0.709 | 22.66 |
| 240 | Aménagement du territoire | 20'647.70 | 0.205 | 6.56 | 16'817.70 | 0.167 | 5.34 |
| 3 | Affaire juridique, police | 171'367.80 | 1.703 | 54.42 | 47'675.85 | 0.473 | 15.14 |
| 310 | Police communale | 160'180.35 | 1.591 | 50.87 | 34'194.90 | 0.340 | 10.86 |
| 330 | Cantonement | 780.00 | 0.008 | 0.25 | 0.00 | 0.000 | 0.00 |
| 340 | Protection civile | 10'407.45 | 0.103 | 3.31 | 13'480.95 | 0.134 | 4.28 |
| 4 | Hygiène publique | 0.00 | 0.000 | 0.00 | 0.00 | 0.000 | 0.00 |
| 400 | Police des denrées | 0.00 | 0.000 | 0.00 | 0.00 | 0.000 | 0.00 |
| 410 | Police sanitaire | 0.00 | 0.000 | 0.00 | 0.00 | 0.000 | 0.00 |
| 415 | Arrondissement de sépulture | 0.00 | 0.000 | 0.00 | 0.00 | 0.000 | 0.00 |
| 5 | Instruction | 4'108'900.34 | 40.823 | 1'304.83 | 159'829.25 | 1.587 | 50.76 |
| 510 | Service de l'école/école primaire | 147'086.57 | 1.461 | 46.71 | 25'944.00 | 0.258 | 8.24 |
| 511 | Transport scolaire | 12'911.25 | 0.128 | 4.10 | 0.00 | 0.000 | 0.00 |
| 512 | Places de jeu/Halles de gym | 532'663.45 | 5.292 | 169.15 | 126'557.25 | 1.257 | 40.19 |
| 520 | Ecole secondaire | 255'528.73 | 2.539 | 81.15 | 0.00 | 0.000 | 0.00 |
| 530 | Colonie de vacances | 0.00 | 0.000 | 0.00 | 0.00 | 0.000 | 0.00 |
| 540 | Ecole ménagère | 10'652.54 | 0.106 | 3.38 | 0.00 | 0.000 | 0.00 |
| 570 | Ecole enfantine | 0.00 | 0.000 | 0.00 | 0.00 | 0.000 | 0.00 |
| 580 | Contr. écolage, piscine, biblio ... | 92'417.20 | 0.918 | 29.35 | 7'328.00 | 0.073 | 2.33 |
| 590 | Contribution pour instruction | 3'057'640.60 | 30.378 | 970.99 | 0.00 | 0.000 | 0.00 |
| 6 | Action social | 2'457'945.85 | 24.420 | 780.55 | 703'188.40 | 6.983 | 223.31 |
| 600 | Secours | 360'861.85 | 3.585 | 114.60 | 163'823.25 | 1.627 | 52.02 |
| 610 | Service dentaire | 9'212.60 | 0.092 | 2.93 | 0.00 | 0.000 | 0.00 |
| 620 | Autres institutions | 11'641.50 | 0.116 | 3.70 | 0.00 | 0.000 | 0.00 |
| 630 | Foyers communaux | 0.00 | 0.000 | 0.00 | 0.00 | 0.000 | 0.00 |
| 640 | Crèches, UAPE | 1'194'713.55 | 11.870 | 379.39 | 387'838.55 | 3.851 | 123.16 |
| 650 | Répartition des charges | 0.00 | 0.000 | 0.00 | 145'790.60 | 1.448 | 46.30 |
| 659 | AVS, off. logement, chômage etc | 881'516.35 | 8.758 | 279.94 | 5'736.00 | 0.057 | 1.82 |
| 665 | Contr. Institution publique | 0.00 | 0.000 | 0.00 | 0.00 | 0.000 | 0.00 |

| Courroux | | Charges | en % | Fr./hab. | Produits | en% | Fr./hab. |
|----------|--------------------------------|----------------------|---------------|-----------------|----------------------|---------------|-----------------|
| 7 | Economie publique | 75'873.50 | 0.754 | 24.09 | 7'153.50 | 0.071 | 2.27 |
| | 700 Foires, marchés | 819.50 | 0.008 | 0.26 | 253.50 | 0.003 | 0.08 |
| | 710 Tourisme | 73'542.00 | 0.731 | 23.35 | 0.00 | 0.000 | 0.00 |
| | 720 Agriculture | 1'512.00 | 0.015 | 0.48 | 6'900.00 | 0.069 | 2.19 |
| | 740 Développement économique | 0.00 | 0.000 | 0.00 | 0.00 | 0.000 | 0.00 |
| 8 | Finances | 1'159'102.28 | 11.516 | 368.09 | 228'570.30 | 2.270 | 72.59 |
| | 810 Intérêts courts termes | 337.85 | 0.003 | 0.11 | 0.00 | 0.000 | 0.00 |
| | 811 Intérêts longs termes | 333'427.65 | 3.313 | 105.88 | 0.00 | 0.000 | 0.00 |
| | 820 Amortissements | 676'700.28 | 6.723 | 214.89 | 0.00 | 0.000 | 0.00 |
| | 825 Charges d'immeubles | 67'619.50 | 0.672 | 21.47 | 6'430.00 | 0.064 | 2.04 |
| | 826 Pâturages | 0.00 | 0.000 | 0.00 | 0.00 | 0.000 | 0.00 |
| | 830 Subvention et contribution | 81'017.00 | 0.805 | 25.73 | 0.00 | 0.000 | 0.00 |
| | 840 Intérêts actifs | 0.00 | 0.000 | 0.00 | 85'787.90 | 0.852 | 27.24 |
| | 850 Rendement des immeubles | 0.00 | 0.000 | 0.00 | 128'890.00 | 1.280 | 40.93 |
| | 855 Provision, réserve, fonds | 0.00 | 0.000 | 0.00 | 2'463.40 | 0.024 | 0.78 |
| | 860 Subventions | 0.00 | 0.000 | 0.00 | 0.00 | 0.000 | 0.00 |
| | 870 Gains vente fortune | 0.00 | 0.000 | 0.00 | 4'999.00 | 0.050 | 1.59 |
| | 875 Divers | 0.00 | 0.000 | 0.00 | 0.00 | 0.000 | 0.00 |
| 9 | Imposition | 668'643.90 | 6.643 | 212.34 | 8'309'404.40 | 82.516 | 2'638.74 |
| | 910 Impôts ordinaires | 0.00 | 0.000 | 0.00 | 7'104'235.75 | 70.548 | 2'256.03 |
| | 911 Variation d'impôts | 190'712.05 | 1.895 | 60.56 | 193'647.25 | 1.923 | 61.49 |
| | 912 Partage d'impôts | 92'869.70 | 0.923 | 29.49 | 112'641.55 | 1.119 | 35.77 |
| | 915 Elimination d'impôts | 94'516.35 | 0.939 | 30.01 | 0.00 | 0.000 | 0.00 |
| | 920 Autres impôts | 142'015.80 | 1.411 | 45.10 | 517'523.85 | 5.139 | 164.35 |
| | 940 Fonds de péréquation | 148'530.00 | 1.476 | 47.17 | 381'356.00 | 3.787 | 121.10 |
| | Totaux | 10'065'196.29 | 100.00 | 3'196.32 | 10'070'052.20 | 100.00 | 3'197.86 |
| | Excédent de produits | 4'855.91 | | | | | |
| | | 10'070'052.20 | | | 10'070'052.20 | | |

COURROUX

INDICATEURS FINANCIERS 2009 – 2013

| | 2009 | 2010 | 2011 | 2012 | 2013 | Moyenne |
|---------------------------------------|------------|------------|------------|--------------|------------|-------------------|
| Autofinancement (en fr.) | 471'577.77 | 514'643.26 | 604'204.29 | 1'523'733.03 | 765'193.00 | 775'870.27 |
| Degré d'autofinancement (%) | 24.77 | 14.49 | 26.39 | 198.44 | 98.92 | 72.60 |
| Capacité d'autofinancement (%) | 5.63 | 5.96 | 6.69 | 14.86 | 8.02 | 8.23 |



Une capacité d'autofinancement de :

- Moins de 10% est considéré comme mauvaise
- De 10% à 20% est considéré comme moyenne à bonne
- Plus de 20% est considéré comme très bonne

PORRENTRUUY

6'780 habitants

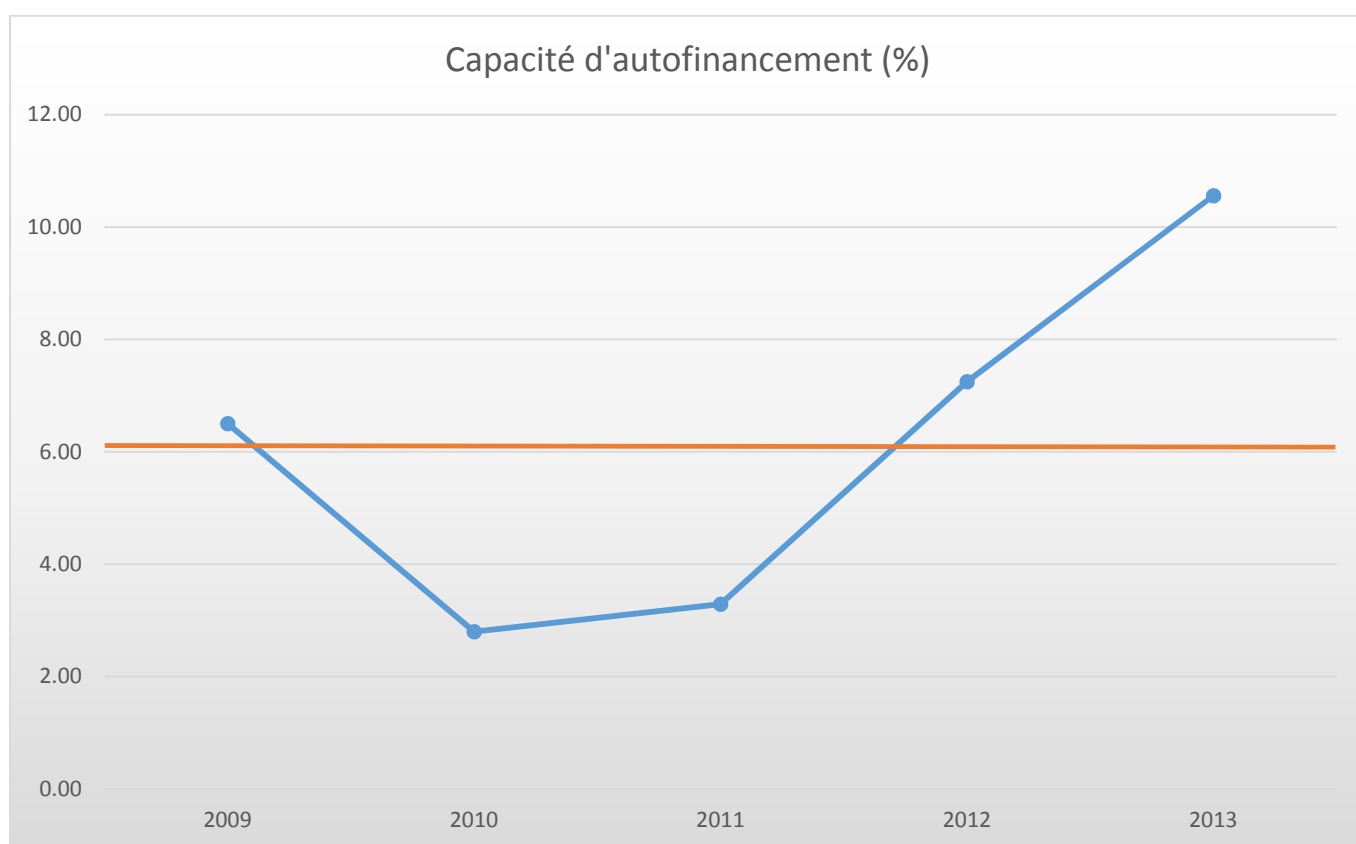
| Porrentruy | | Charges | en % | Fr./hab. | Produits | en% | Fr./hab. |
|------------|-------------------------------------|----------------------|---------------|-----------------|---------------------|---------------|---------------|
| 1 | Autorité | 4'116'644.97 | 10.587 | 607.17 | 2'463'555.67 | 6.276 | 363.36 |
| 100 | Communes, votations, élections | 31'023.50 | 0.080 | 4.58 | 0.00 | 0.000 | 0.00 |
| 110 | Conseil général/de Ville | 8'350.00 | 0.021 | 1.23 | 0.00 | 0.000 | 0.00 |
| 111 | Conseil communal | 197'773.90 | 0.509 | 29.17 | 0.00 | 0.000 | 0.00 |
| 112 | Commissions | 10'835.00 | 0.028 | 1.60 | 0.00 | 0.000 | 0.00 |
| 115 | Personnel administratif | 1'183'919.20 | 3.045 | 174.62 | 53'047.40 | 0.135 | 7.82 |
| 116 | Charges du personnel | 2'214'248.00 | 5.695 | 326.59 | 2'179'852.45 | 5.554 | 321.51 |
| 130 | Frais administratifs | 470'495.37 | 1.210 | 69.39 | 86'686.82 | 0.221 | 12.79 |
| 170 | Emoluments | 0.00 | 0.000 | 0.00 | 143'969.00 | 0.367 | 21.23 |
| 2 | Travaux publics | 2'515'137.73 | 6.468 | 370.96 | 356'487.40 | 0.908 | 52.58 |
| 200 | Entretien des routes | 2'106'122.45 | 5.417 | 310.64 | 292'856.80 | 0.746 | 43.19 |
| 201 | Ouvrages collectifs | 22'784.15 | 0.059 | 3.36 | 0.00 | 0.000 | 0.00 |
| 205 | Eclairage public | 243'906.03 | 0.627 | 35.97 | 8'467.70 | 0.022 | 1.25 |
| 206 | Horloge publique | 0.00 | 0.000 | 0.00 | 0.00 | 0.000 | 0.00 |
| 210 | Cours d'eau | 18'429.10 | 0.047 | 2.72 | 0.00 | 0.000 | 0.00 |
| 230 | Cadastre | 44'087.90 | 0.113 | 6.50 | 44'087.90 | 0.112 | 6.50 |
| 240 | Aménagement du territoire | 79'808.10 | 0.205 | 11.77 | 11'075.00 | 0.028 | 1.63 |
| 3 | Affaire juridique, police | 1'651'252.00 | 4.247 | 243.55 | 666'852.25 | 1.699 | 98.36 |
| 310 | Police communale | 1'540'226.25 | 3.961 | 227.17 | 580'101.85 | 1.478 | 85.56 |
| 330 | Cantonement | 7'691.60 | 0.020 | 1.13 | 0.00 | 0.000 | 0.00 |
| 340 | Protection civile | 103'334.15 | 0.266 | 15.24 | 86'750.40 | 0.221 | 12.80 |
| 4 | Hygiène publique | 6'287.59 | 0.016 | 0.93 | 2'000.00 | 0.005 | 0.29 |
| 400 | Police des denrées | 5'268.64 | 0.014 | 0.78 | 2'000.00 | 0.005 | 0.29 |
| 410 | Police sanitaire | 1'018.95 | 0.003 | 0.15 | 0.00 | 0.000 | 0.00 |
| 415 | Arrondissement de sépulture | 0.00 | 0.000 | 0.00 | 0.00 | 0.000 | 0.00 |
| 5 | Instruction | 10'440'069.51 | 26.850 | 1'539.83 | 962'660.12 | 2.453 | 141.99 |
| 510 | Service de l'école/école primaire | 387'908.44 | 0.998 | 57.21 | 148'536.22 | 0.378 | 21.91 |
| 511 | Transport scolaire | 0.00 | 0.000 | 0.00 | 0.00 | 0.000 | 0.00 |
| 512 | Places de jeu/Halles de gym | 852'629.06 | 2.193 | 125.76 | 19'752.00 | 0.050 | 2.91 |
| 520 | Ecole secondaire | 734'903.50 | 1.890 | 108.39 | 0.00 | 0.000 | 0.00 |
| 530 | Colonie de vacances | 0.00 | 0.000 | 0.00 | 0.00 | 0.000 | 0.00 |
| 540 | Ecole ménagère | 0.00 | 0.000 | 0.00 | 0.00 | 0.000 | 0.00 |
| 570 | Ecole enfantine | 0.00 | 0.000 | 0.00 | 0.00 | 0.000 | 0.00 |
| 580 | Contr. écolage, piscine, biblio ... | 1'924'945.96 | 4.951 | 283.92 | 794'371.90 | 2.024 | 117.16 |
| 590 | Contribution pour instruction | 6'539'682.55 | 16.819 | 964.55 | 0.00 | 0.000 | 0.00 |
| 6 | Action social | 10'871'689.69 | 27.960 | 1'603.49 | 6'463'351.04 | 16.466 | 953.30 |
| 600 | Secours | 2'899'407.80 | 7.457 | 427.64 | 530'979.79 | 1.353 | 78.32 |
| 610 | Service dentaire | 23'419.15 | 0.060 | 3.45 | 13'441.65 | 0.034 | 1.98 |
| 620 | Autres institutions | 1'320'111.50 | 3.395 | 194.71 | 1'275'792.60 | 3.250 | 188.17 |
| 630 | Foyers communaux | 60'949.25 | 0.157 | 8.99 | 0.00 | 0.000 | 0.00 |
| 640 | Crèches, UAPE | 2'346'475.09 | 6.035 | 346.09 | 2'293'177.85 | 5.842 | 338.23 |
| 650 | Répartition des charges | 2'255'309.75 | 5.800 | 332.64 | 2'339'271.15 | 5.960 | 345.03 |
| 659 | AVS, off. logement, chômage etc | 1'966'017.15 | 5.056 | 289.97 | 10'688.00 | 0.027 | 1.58 |
| 665 | Contr. Institution publique | 0.00 | 0.000 | 0.00 | 0.00 | 0.000 | 0.00 |

| Porrentruy | | | Charges | en % | Fr./hab. | Produits | en% | Fr./hab. |
|------------|-----|-----------------------------|----------------------|---------------|-----------------|----------------------|---------------|-----------------|
| 7 | | Economie publique | 649'903.95 | 1.671 | 95.86 | 140'209.30 | 0.357 | 20.68 |
| | 700 | Foires, marchés | 77'436.50 | 0.199 | 11.42 | 35'481.40 | 0.090 | 5.23 |
| | 710 | Tourisme | 474'393.15 | 1.220 | 69.97 | 104'727.90 | 0.267 | 15.45 |
| | 720 | Agriculture | 29'657.85 | 0.076 | 4.37 | 0.00 | 0.000 | 0.00 |
| | 740 | Développement économique | 68'416.45 | 0.176 | 10.09 | 0.00 | 0.000 | 0.00 |
| 8 | | Finances | 7'141'109.02 | 18.365 | 1'053.26 | 4'693'521.25 | 11.957 | 692.26 |
| | 810 | Intérêts courts termes | 572.20 | 0.001 | 0.08 | 0.00 | 0.000 | 0.00 |
| | 811 | Intérêts longs termes | 997'017.05 | 2.564 | 147.05 | 108'148.00 | 0.276 | 15.95 |
| | 820 | Amortissements | 2'136'049.89 | 5.493 | 315.05 | 28'255.15 | 0.072 | 4.17 |
| | 825 | Charges d'immeubles | 658'034.13 | 1.692 | 97.06 | 46'258.85 | 0.118 | 6.82 |
| | 826 | Pâturages | 0.00 | 0.000 | 0.00 | 0.00 | 0.000 | 0.00 |
| | 830 | Subvention et contribution | 56'818.25 | 0.146 | 8.38 | 0.00 | 0.000 | 0.00 |
| | 840 | Intérêts actifs | 0.00 | 0.000 | 0.00 | 208'749.79 | 0.532 | 30.79 |
| | 850 | Rendement des immeubles | 0.00 | 0.000 | 0.00 | 628'119.25 | 1.600 | 92.64 |
| | 855 | Provision, réserve, fonds | 3'234'220.60 | 8.318 | 477.02 | 3'312'018.31 | 8.438 | 488.50 |
| | 860 | Subventions | 0.00 | 0.000 | 0.00 | 0.00 | 0.000 | 0.00 |
| | 870 | Gains vente fortune | 0.00 | 0.000 | 0.00 | 0.00 | 0.000 | 0.00 |
| | 875 | Divers | 58'396.90 | 0.150 | 8.61 | 361'971.90 | 0.922 | 53.39 |
| 9 | | Imposition | 1'491'293.80 | 3.835 | 219.95 | 23'503'060.15 | 59.878 | 3'466.53 |
| | 910 | Impôts ordinaires | 0.00 | 0.000 | 0.00 | 21'198'534.60 | 54.007 | 3'126.63 |
| | 911 | Variation d'impôts | 0.00 | 0.000 | 0.00 | -12'020.75 | -0.031 | -1.77 |
| | 912 | Partage d'impôts | 925'837.30 | 2.381 | 136.55 | 1'024'739.60 | 2.611 | 151.14 |
| | 915 | Elimination d'impôts | 257'317.50 | 0.662 | 37.95 | 34'522.25 | 0.088 | 5.09 |
| | 920 | Autres impôts | 0.00 | 0.000 | 0.00 | 1'025'009.45 | 2.611 | 151.18 |
| | 940 | Fonds de péréquation | 308'139.00 | 0.792 | 45.45 | 232'275.00 | 0.592 | 34.26 |
| | | Totaux | 38'883'388.26 | 100.00 | 5'735.01 | 39'251'697.18 | 100.00 | 5'789.34 |
| | | Excédent de produits | 368'308.92 | | | | | |
| | | | 39'251'697.18 | | | 39'251'697.18 | | |

PORRENTROY

INDICATEURS FINANCIERS 2009 – 2013

| | 2009 | 2010 | 2011 | 2012 | 2013 | Moyenne |
|---------------------------------------|--------------|------------|--------------|--------------|--------------|---------------------|
| Autofinancement (en fr.) | 2'203'562.16 | 940'610.00 | 1'046'302.45 | 2'408'769.90 | 3'922'892.16 | 2'104'427.33 |
| Degré d'autofinancement (%) | 121.02 | 0.00 | 128.21 | 106.10 | 217.53 | 114.57 |
| Capacité d'autofinancement (%) | 6.50 | 2.80 | 3.29 | 7.25 | 10.56 | 6.08 |



Une capacité d'autofinancement de :

- Moins de 10% est considéré comme mauvaise
- De 10% à 20% est considéré comme moyenne à bonne
- Plus de 20% est considéré comme très bonne

HAUTE-SORNE

6'828 habitants

| Haute-Sorne | | Charges | en % | Fr./hab. | Produits | en% | Fr./hab. |
|-------------|-------------------------------------|---------------------|---------------|-----------------|---------------------|--------------|---------------|
| 1 | Autorité | 2'488'115.85 | 10.738 | 364.40 | 841'392.90 | 3.501 | 123.23 |
| 100 | Communes, votations, élections | 30'330.15 | 0.131 | 4.44 | 0.00 | 0.000 | 0.00 |
| 110 | Conseil général/de Ville | 8'556.00 | 0.037 | 1.25 | 0.00 | 0.000 | 0.00 |
| 111 | Conseil communal | 218'357.00 | 0.942 | 31.98 | 52'370.00 | 0.218 | 7.67 |
| 112 | Commissions | 18'769.95 | 0.081 | 2.75 | 0.00 | 0.000 | 0.00 |
| 115 | Personnel administratif | 1'113'940.20 | 4.808 | 163.14 | 301'205.55 | 1.253 | 44.11 |
| 116 | Charges du personnel | 743'512.05 | 3.209 | 108.89 | 330'051.75 | 1.373 | 48.34 |
| 130 | Frais administratifs | 354'650.50 | 1.531 | 51.94 | 39'404.70 | 0.164 | 5.77 |
| 170 | Emoluments | 0.00 | 0.000 | 0.00 | 118'360.90 | 0.492 | 17.33 |
| 2 | Travaux publics | 1'585'325.75 | 6.842 | 232.18 | 942'648.05 | 3.922 | 138.06 |
| 200 | Entretien des routes | 1'045'015.75 | 4.510 | 153.05 | 278'713.45 | 1.160 | 40.82 |
| 201 | Ouvrages collectifs | 104'186.55 | 0.450 | 15.26 | 131'233.05 | 0.546 | 19.22 |
| 205 | Eclairage public | 210'792.50 | 0.910 | 30.87 | 254'765.55 | 1.060 | 37.31 |
| 206 | Horloge publique | 220.60 | 0.001 | 0.03 | 0.00 | 0.000 | 0.00 |
| 210 | Cours d'eau | 137'355.80 | 0.593 | 20.12 | 137'255.80 | 0.571 | 20.10 |
| 230 | Cadastre | 80'931.20 | 0.349 | 11.85 | 80'931.20 | 0.337 | 11.85 |
| 240 | Aménagement du territoire | 6'823.35 | 0.029 | 1.00 | 59'749.00 | 0.249 | 8.75 |
| 3 | Affaire juridique, police | 41'616.55 | 0.180 | 6.09 | 10'354.00 | 0.043 | 1.52 |
| 310 | Police communale | 0.00 | 0.000 | 0.00 | 0.00 | 0.000 | 0.00 |
| 330 | Cantonnement | 3'925.75 | 0.017 | 0.57 | 0.00 | 0.000 | 0.00 |
| 340 | Protection civile | 37'690.80 | 0.163 | 5.52 | 10'354.00 | 0.043 | 1.52 |
| 4 | Hygiène publique | 0.00 | 0.000 | 0.00 | 0.00 | 0.000 | 0.00 |
| 400 | Police des denrées | 0.00 | 0.000 | 0.00 | 0.00 | 0.000 | 0.00 |
| 410 | Police sanitaire | 0.00 | 0.000 | 0.00 | 0.00 | 0.000 | 0.00 |
| 415 | Arrondissement de sépulture | 0.00 | 0.000 | 0.00 | 0.00 | 0.000 | 0.00 |
| 5 | Instruction | 9'340'758.85 | 40.314 | 1'368.01 | 769'313.45 | 3.201 | 112.67 |
| 510 | Service de l'école/école primaire | 379'312.65 | 1.637 | 55.55 | 56'030.00 | 0.233 | 8.21 |
| 511 | Transport scolaire | 163'287.50 | 0.705 | 23.91 | 155'656.90 | 0.648 | 22.80 |
| 512 | Places de jeu/Halles de gym | 861'210.25 | 3.717 | 126.13 | 387'680.45 | 1.613 | 56.78 |
| 520 | Ecole secondaire | 1'167'919.80 | 5.041 | 171.05 | 161'776.10 | 0.673 | 23.69 |
| 530 | Colonie de vacances | 8'170.00 | 0.035 | 1.20 | 8'170.00 | 0.034 | 1.20 |
| 540 | Ecole ménagère | 0.00 | 0.000 | 0.00 | 0.00 | 0.000 | 0.00 |
| 570 | Ecole enfantine | 0.00 | 0.000 | 0.00 | 0.00 | 0.000 | 0.00 |
| 580 | Contr. écolage, piscine, biblio ... | 114'831.90 | 0.496 | 16.82 | 0.00 | 0.000 | 0.00 |
| 590 | Contribution pour instruction | 6'646'026.75 | 28.684 | 973.35 | 0.00 | 0.000 | 0.00 |
| 6 | Action social | 4'843'446.45 | 20.904 | 709.35 | 1'086'415.20 | 4.520 | 159.11 |
| 600 | Secours | 1'290'889.25 | 5.571 | 189.06 | 287'276.95 | 1.195 | 42.07 |
| 610 | Service dentaire | 25'104.70 | 0.108 | 3.68 | 0.00 | 0.000 | 0.00 |
| 620 | Autres institutions | 783'720.40 | 3.382 | 114.78 | 780'110.05 | 3.246 | 114.25 |
| 630 | Foyers communaux | 15'372.40 | 0.066 | 2.25 | 3'391.20 | 0.014 | 0.50 |
| 640 | Crèches, UAPE | 0.00 | 0.000 | 0.00 | 0.00 | 0.000 | 0.00 |
| 650 | Répartition des charges | 891'281.00 | 3.847 | 130.53 | 0.00 | 0.000 | 0.00 |
| 659 | AVS, off. logement, chômage etc | 1'827'197.00 | 7.886 | 267.60 | 15'637.00 | 0.065 | 2.29 |
| 665 | Contr. Institution publique | 9'881.70 | 0.043 | 1.45 | 0.00 | 0.000 | 0.00 |

| Haute-Sorne | | | Charges | en % | Fr./hab. | Produits | en% | Fr./hab. |
|-------------|-----|-----------------------------|----------------------|---------------|-----------------|----------------------|---------------|-----------------|
| 7 | | Economie publique | 275'591.40 | 1.189 | 40.36 | 3'509.00 | 0.015 | 0.51 |
| | 700 | Foires marchés | 8'853.60 | 0.038 | 1.30 | 3'509.00 | 0.015 | 0.51 |
| | 710 | Tourisme | 186'429.25 | 0.805 | 27.30 | 0.00 | 0.000 | 0.00 |
| | 720 | Agriculture | 16'527.55 | 0.071 | 2.42 | 0.00 | 0.000 | 0.00 |
| | 740 | Développement économique | 63'781.00 | 0.275 | 9.34 | 0.00 | 0.000 | 0.00 |
| 8 | | Finances | 3'473'105.91 | 14.990 | 508.66 | 1'734'090.37 | 7.215 | 253.97 |
| | 810 | Intérêts courts termes | 206'306.85 | 0.890 | 30.21 | 0.00 | 0.000 | 0.00 |
| | 811 | Intérêts longs termes | 488'655.07 | 2.109 | 71.57 | 15'913.00 | 0.066 | 2.33 |
| | 820 | Amortissements | 2'207'966.75 | 9.529 | 323.37 | 1'139'374.05 | 4.741 | 166.87 |
| | 825 | Charges d'immeubles | 310'500.90 | 1.340 | 45.47 | 118'298.60 | 0.492 | 17.33 |
| | 826 | Pâturages | 0.00 | 0.000 | 0.00 | 0.00 | 0.000 | 0.00 |
| | 830 | Subvention et contribution | 29'943.00 | 0.129 | 4.39 | 0.00 | 0.000 | 0.00 |
| | 840 | Intérêts actifs | 4'543.34 | 0.020 | 0.67 | 204'523.22 | 0.851 | 29.95 |
| | 850 | Rendement des immeubles | 225'190.00 | 0.972 | 32.98 | 240'381.50 | 1.000 | 35.21 |
| | 855 | Provision, réserve, fonds | 0.00 | 0.000 | 0.00 | 0.00 | 0.000 | 0.00 |
| | 860 | Subventions | 0.00 | 0.000 | 0.00 | 0.00 | 0.000 | 0.00 |
| | 870 | Gains vente fortune | 0.00 | 0.000 | 0.00 | 15'600.00 | 0.065 | 2.28 |
| | 875 | Divers | 0.00 | 0.000 | 0.00 | 0.00 | 0.000 | 0.00 |
| 9 | | Imposition | 1'122'135.70 | 4.843 | 164.34 | 18'646'169.30 | 77.583 | 2'730.84 |
| | 910 | Impôts ordinaires | 178.00 | 0.001 | 0.03 | 14'842'471.25 | 61.756 | 2'173.77 |
| | 911 | Variation d'impôts | 566'684.60 | 2.446 | 82.99 | 750'650.15 | 3.123 | 109.94 |
| | 912 | Partage d'impôts | -107'487.65 | -0.464 | -15.74 | 528'204.15 | 2.198 | 77.36 |
| | 915 | Elimination d'impôts | 657'200.75 | 2.836 | 96.25 | 22'873.25 | 0.095 | 3.35 |
| | 920 | Autres impôts | 5'560.00 | 0.024 | 0.81 | 677'332.50 | 2.818 | 99.20 |
| | 940 | Fonds de péréquation | 0.00 | 0.000 | 0.00 | 1'824'638.00 | 7.592 | 267.23 |
| | | Totaux | 23'170'096.46 | 100.00 | 3'393.39 | 24'033'892.27 | 100.00 | 3'519.90 |
| | | Excédent de produits | 863'795.81 | | | | | |
| | | | 24'033'892.27 | | | 24'033'892.27 | | |

HAUTE-SORNE
INDICATEURS FINANCIERS 2013

| | 2009 | 2010 | 2011 | 2012 | 2013 | Moyenne |
|---------------------------------------|-------------------------|------|------|------|--------------|---------------------|
| Autofinancement (en fr.) | Dès le 1er janvier 2013 | | | | 2'476'124.00 | 2'476'124.00 |
| Degré d'autofinancement (%) | Dès le 1er janvier 2013 | | | | 48.71 | 48.71 |
| Capacité d'autofinancement (%) | Dès le 1er janvier 2013 | | | | 11.18 | 11.18 |



Une capacité d'autofinancement de :

- Moins de 10% est considéré comme mauvaise
- De 10% à 20% est considéré comme moyenne à bonne
- Plus de 20% est considéré comme très bonne

DELEMONT

12'186 habitants

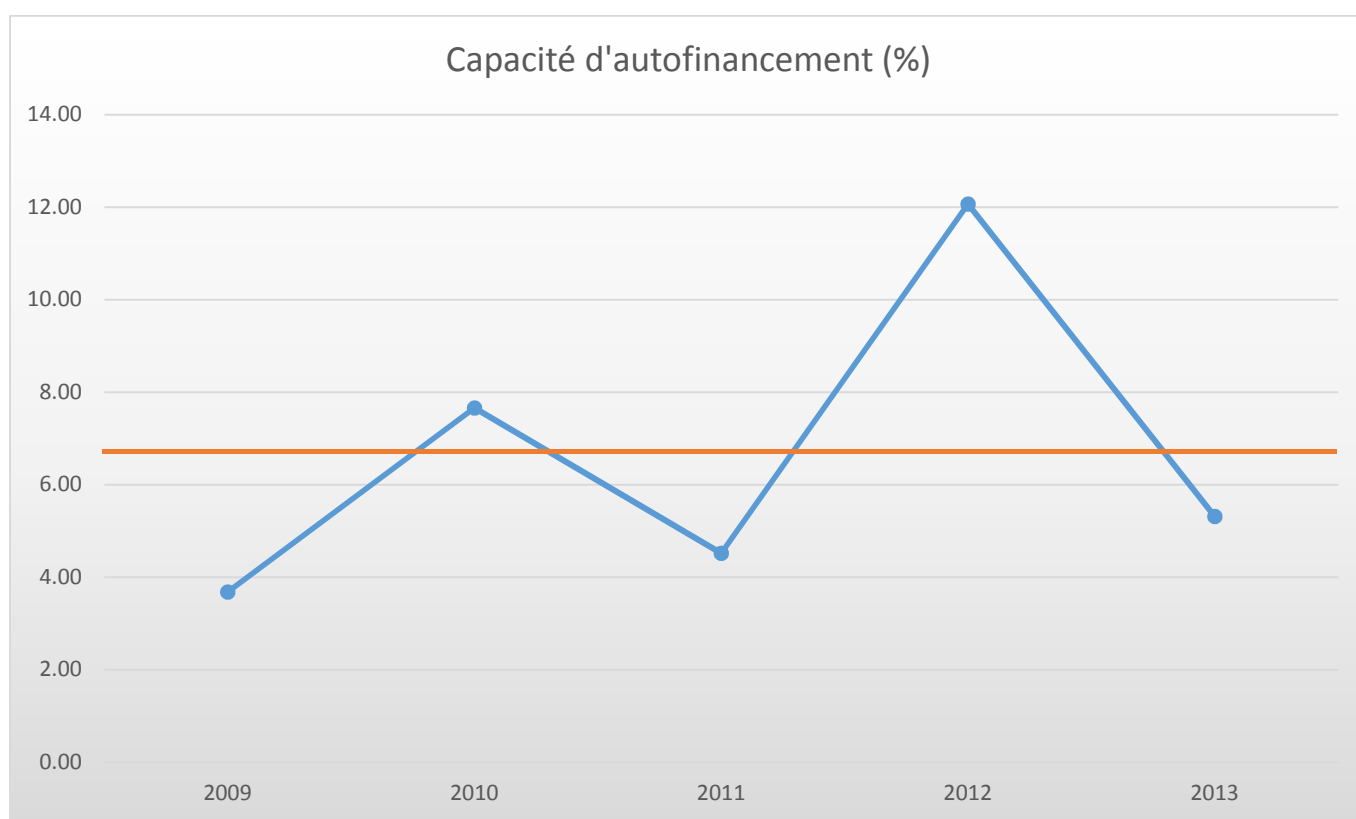
| Delémont | | Charges | en % | Fr./hab. | Produits | en% | Fr./hab. |
|----------|-------------------------------------|----------------------|---------------|-----------------|---------------------|---------------|---------------|
| 1 | Autorité | 9'077'469.70 | 13.055 | 744.91 | 4'768'316.95 | 6.832 | 391.29 |
| 100 | Communes, votations, élections | 47'492.85 | 0.068 | 3.90 | 0.00 | 0.000 | 0.00 |
| 110 | Conseil général/de Ville | 62'294.35 | 0.090 | 5.11 | 0.00 | 0.000 | 0.00 |
| 111 | Conseil communal | 413'233.45 | 0.594 | 33.91 | 0.00 | 0.000 | 0.00 |
| 112 | Commissions | 53'807.20 | 0.077 | 4.42 | 0.00 | 0.000 | 0.00 |
| 115 | Personnel administratif | 1'679'346.40 | 2.415 | 137.81 | 15'062.50 | 0.022 | 1.24 |
| 116 | Charges du personnel | 5'386'060.30 | 7.746 | 441.99 | 3'875'533.85 | 5.553 | 318.03 |
| 130 | Frais administratifs | 1'435'235.15 | 2.064 | 117.78 | 165'180.00 | 0.237 | 13.55 |
| 170 | Emoluments | 0.00 | 0.000 | 0.00 | 712'540.60 | 1.021 | 58.47 |
| 2 | Travaux publics | 5'154'934.45 | 7.414 | 423.02 | 1'801'320.50 | 2.581 | 147.82 |
| 200 | Entretien des routes | 4'213'323.30 | 6.059 | 345.75 | 1'076'065.95 | 1.542 | 88.30 |
| 201 | Ouvrages collectifs | 80'913.35 | 0.116 | 6.64 | 0.00 | 0.000 | 0.00 |
| 205 | Eclairage public | 0.00 | 0.000 | 0.00 | 0.00 | 0.000 | 0.00 |
| 206 | Horloge publique | 0.00 | 0.000 | 0.00 | 0.00 | 0.000 | 0.00 |
| 210 | Cours d'eau | 554'315.05 | 0.797 | 45.49 | 554'315.05 | 0.794 | 45.49 |
| 230 | Cadastre | 145'258.00 | 0.209 | 11.92 | 145'258.00 | 0.208 | 11.92 |
| 240 | Aménagement du territoire | 161'124.75 | 0.232 | 13.22 | 25'681.50 | 0.037 | 2.11 |
| 3 | Affaire juridique, police | 1'840'896.90 | 2.648 | 151.07 | 629'280.45 | 0.902 | 51.64 |
| 310 | Police communale | 1'793'969.05 | 2.580 | 147.22 | 582'600.45 | 0.835 | 47.81 |
| 330 | Cantonement | 0.00 | 0.000 | 0.00 | 0.00 | 0.000 | 0.00 |
| 340 | Protection civile | 46'927.85 | 0.067 | 3.85 | 46'680.00 | 0.067 | 3.83 |
| 4 | Hygiène publique | 15'841.80 | 0.023 | 1.30 | 9'660.90 | 0.014 | 0.79 |
| 400 | Police des denrées | 15'841.80 | 0.023 | 1.30 | 9'660.90 | 0.014 | 0.79 |
| 410 | Police sanitaire | 0.00 | 0.000 | 0.00 | 0.00 | 0.000 | 0.00 |
| 415 | Arrondissement de sépulture | 0.00 | 0.000 | 0.00 | 0.00 | 0.000 | 0.00 |
| 5 | Instruction | 19'688'589.20 | 28.315 | 1'615.67 | 1'583'280.70 | 2.269 | 129.93 |
| 510 | Service de l'école/école primaire | 487'154.05 | 0.701 | 39.98 | 26'319.80 | 0.038 | 2.16 |
| 511 | Transport scolaire | 0.00 | 0.000 | 0.00 | 0.00 | 0.000 | 0.00 |
| 512 | Places de jeu/Halles de gym | 2'712'955.60 | 3.902 | 222.63 | 933'505.65 | 1.338 | 76.60 |
| 520 | Ecole secondaire | 1'210'818.95 | 1.741 | 99.36 | 0.00 | 0.000 | 0.00 |
| 530 | Colonie de vacances | 0.00 | 0.000 | 0.00 | 0.00 | 0.000 | 0.00 |
| 540 | Ecole ménagère | 0.00 | 0.000 | 0.00 | 0.00 | 0.000 | 0.00 |
| 570 | Ecole enfantine | 0.00 | 0.000 | 0.00 | 0.00 | 0.000 | 0.00 |
| 580 | Contr. écolage, piscine, biblio ... | 3'756'384.90 | 5.402 | 308.25 | 623'455.25 | 0.893 | 51.16 |
| 590 | Contribution pour instruction | 11'521'275.70 | 16.569 | 945.45 | 0.00 | 0.000 | 0.00 |
| 6 | Action social | 16'472'840.50 | 23.691 | 1'351.78 | 8'281'437.90 | 11.866 | 679.59 |
| 600 | Secours | 5'992'791.15 | 8.619 | 491.78 | 1'307'798.65 | 1.874 | 107.32 |
| 610 | Service dentaire | 32'300.50 | 0.046 | 2.65 | 0.00 | 0.000 | 0.00 |
| 620 | Autres institutions | 2'524'345.00 | 3.630 | 207.15 | 0.00 | 0.000 | 0.00 |
| 630 | Foyers communaux | 0.00 | 0.000 | 0.00 | 0.00 | 0.000 | 0.00 |
| 640 | Crèches, UAPE | 4'247'130.50 | 6.108 | 348.53 | 936'073.50 | 1.341 | 76.82 |
| 650 | Répartition des charges | 0.00 | 0.000 | 0.00 | 6'016'610.50 | 8.621 | 493.73 |
| 659 | AVS, off. logement, chômage etc | 3'533'424.05 | 5.082 | 289.96 | 20'955.25 | 0.030 | 1.72 |
| 665 | Contr. Institution publique | 142'849.30 | 0.205 | 11.72 | 0.00 | 0.000 | 0.00 |

| Delémont | | Charges | en % | Fr./hab. | Produits | en% | Fr./hab. |
|----------|--------------------------------|----------------------|---------------|-----------------|----------------------|---------------|-----------------|
| 7 | Economie publique | 1'110'027.00 | 1.596 | 91.09 | 259'357.65 | 0.372 | 21.28 |
| | 700 Foires marché | 140'369.55 | 0.202 | 11.52 | 32'670.00 | 0.047 | 2.68 |
| | 710 Tourisme | 859'113.85 | 1.236 | 70.50 | 226'687.65 | 0.325 | 18.60 |
| | 720 Agriculture | 1'125.00 | 0.002 | 0.09 | 0.00 | 0.000 | 0.00 |
| | 740 Développement économique | 109'418.60 | 0.157 | 8.98 | 0.00 | 0.000 | 0.00 |
| 8 | Finances | 7'709'665.20 | 11.088 | 632.67 | 6'757'935.20 | 9.683 | 554.57 |
| | 810 Intérêts courts termes | 20'845.45 | 0.030 | 1.71 | 0.00 | 0.000 | 0.00 |
| | 811 Intérêts longs termes | 2'790'243.55 | 4.013 | 228.97 | 685'024.00 | 0.981 | 56.21 |
| | 820 Amortissements | 3'853'725.30 | 5.542 | 316.24 | 1'924'834.70 | 2.758 | 157.95 |
| | 825 Charges d'immeubles | 1'035'902.65 | 1.490 | 85.01 | 103'120.25 | 0.148 | 8.46 |
| | 826 Pâturages | 0.00 | 0.000 | 0.00 | 0.00 | 0.000 | 0.00 |
| | 830 Subvention et contribution | 0.00 | 0.000 | 0.00 | 0.00 | 0.000 | 0.00 |
| | 840 Intérêts actifs | 0.00 | 0.000 | 0.00 | 1'149'273.95 | 1.647 | 94.31 |
| | 850 Rendement des immeubles | 0.00 | 0.000 | 0.00 | 523'384.40 | 0.750 | 42.95 |
| | 855 Provision, réserve, fonds | 0.00 | 0.000 | 0.00 | 87'377.60 | 0.125 | 7.17 |
| | 860 Subventions | 0.00 | 0.000 | 0.00 | 0.00 | 0.000 | 0.00 |
| | 870 Gains vente fortune | 0.00 | 0.000 | 0.00 | 162'115.70 | 0.232 | 13.30 |
| | 875 Divers | 8'948.25 | 0.013 | 0.73 | 2'122'804.60 | 3.042 | 174.20 |
| 9 | Imposition | 8'462'786.05 | 12.171 | 694.47 | 45'703'386.70 | 65.483 | 3'750.48 |
| | 910 Impôts ordinaires | 0.00 | 0.000 | 0.00 | 35'779'168.50 | 51.264 | 2'936.09 |
| | 911 Variation d'impôts | 5'936'697.90 | 8.538 | 487.17 | 6'788'227.60 | 9.726 | 557.05 |
| | 912 Partage d'impôts | 867'079.95 | 1.247 | 71.15 | 1'041'424.65 | 1.492 | 85.46 |
| | 915 Elimination d'impôts | 592'909.00 | 0.853 | 48.65 | 0.00 | 0.000 | 0.00 |
| | 920 Autres impôts | 5'888.20 | 0.008 | 0.48 | 1'136'348.95 | 1.628 | 93.25 |
| | 940 Fonds de péréquation | 1'060'211.00 | 1.525 | 87.00 | 958'217.00 | 1.373 | 78.63 |
| | Totaux | 69'533'050.80 | 100.00 | 5'705.98 | 69'793'976.95 | 100.00 | 5'727.39 |
| | Excédent de produits | 260'926.15 | | | | | |
| | | 69'793'976.95 | | | 69'793'976.95 | | |

DELEMONT

INDICATEURS FINANCIERS 2009 – 2013

| | 2009 | 2010 | 2011 | 2012 | 2013 | Moyenne |
|---------------------------------------|--------------|--------------|--------------|--------------|--------------|---------------------|
| Autofinancement (en fr.) | 2'036'232.00 | 4'399'860.45 | 2'742'891.60 | 7'946'740.00 | 3'482'690.00 | 4'121'682.81 |
| Degré d'autofinancement (%) | 67.43 | 71.00 | 49.38 | 106.71 | 2'482.00 | 555.30 |
| Capacité d'autofinancement (%) | 3.68 | 7.66 | 4.52 | 12.07 | 5.31 | 6.65 |



Une capacité d'autofinancement de :

- Moins de 10% est considéré comme mauvaise
- De 10% à 20% est considéré comme moyenne à bonne
- Plus de 20% est considéré comme très bonne

TOTAL DE L'ENSEMBLE DES COMMUNES JURASSIENNES

71'738 habitants

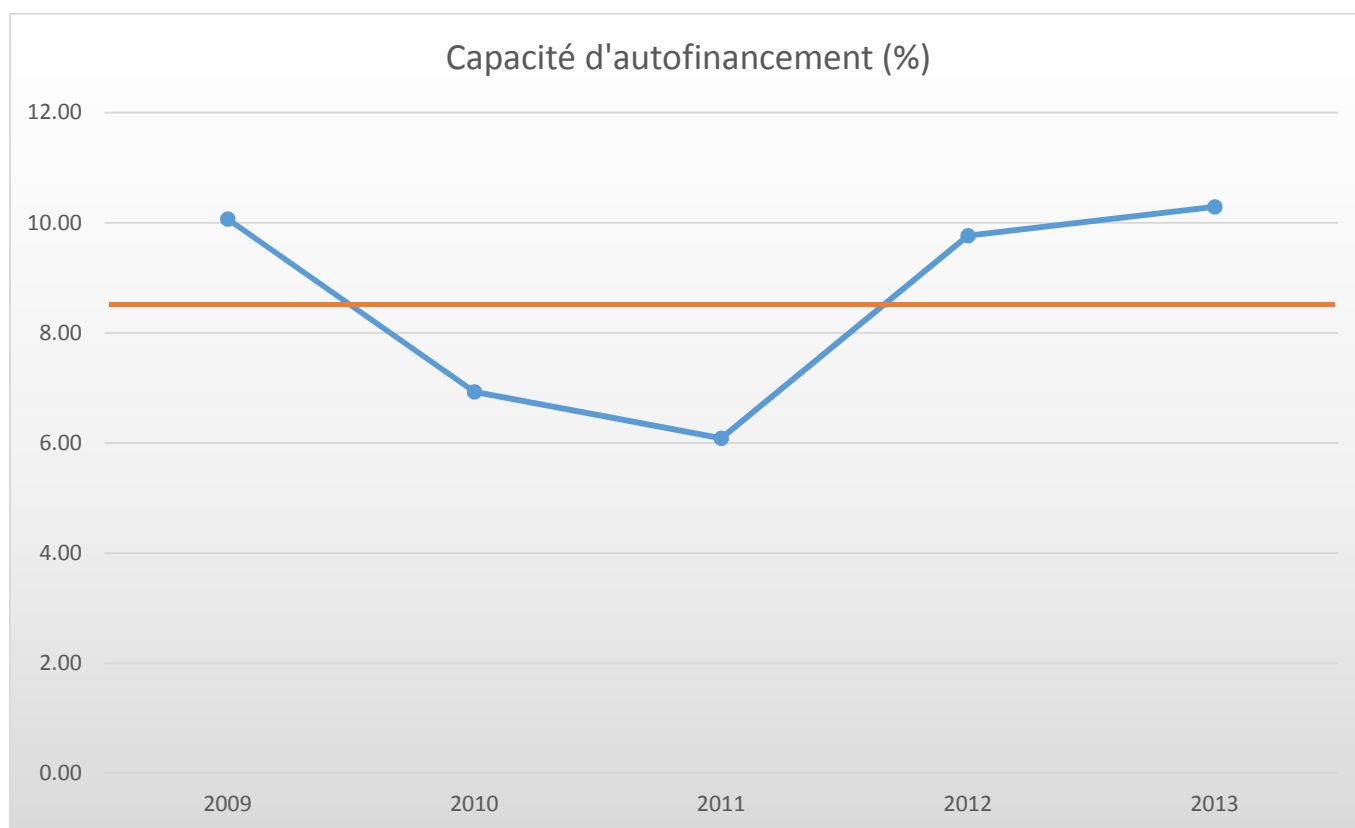
| Ensemble des communes jurassiennes | | | Charges | en % | Fr./hab. | Produits | en% | Fr./hab. |
|------------------------------------|-------------------------------------|--|-----------------------|---------------|-----------------|----------------------|--------------|---------------|
| 1 | Autorité | | 35'481'948.44 | 11.320 | 494.60 | 13'619'320.05 | 4.309 | 189.85 |
| 100 | Communes, votations, élections | | 230'725.39 | 0.074 | 3.22 | 4'600.00 | 0.001 | 0.06 |
| 110 | Conseil général/de Ville | | 96'755.75 | 0.031 | 1.35 | 0.00 | 0.000 | 0.00 |
| 111 | Conseil communal | | 2'907'998.35 | 0.928 | 40.54 | 148'400.05 | 0.047 | 2.07 |
| 112 | Commissions | | 317'726.05 | 0.101 | 4.43 | 6'452.25 | 0.002 | 0.09 |
| 115 | Personnel administratif | | 12'469'051.99 | 3.978 | 173.81 | 1'867'801.05 | 0.591 | 26.04 |
| 116 | Charges du personnel | | 13'927'839.52 | 4.443 | 194.15 | 9'313'651.29 | 2.946 | 129.83 |
| 130 | Frais administratifs | | 5'512'841.29 | 1.759 | 76.85 | 691'514.93 | 0.219 | 9.64 |
| 170 | Emoluments | | 19'010.10 | 0.006 | 0.26 | 1'586'900.48 | 0.502 | 22.12 |
| 2 | Travaux publics | | 22'136'908.48 | 7.062 | 308.58 | 9'389'940.56 | 2.971 | 130.89 |
| 200 | Entretien des routes | | 15'865'774.46 | 5.062 | 221.16 | 3'767'512.05 | 1.192 | 52.52 |
| 201 | Ouvrages collectifs | | 903'328.35 | 0.288 | 12.59 | 1'027'517.90 | 0.325 | 14.32 |
| 205 | Eclairage public | | 2'278'116.85 | 0.727 | 31.76 | 2'198'991.25 | 0.696 | 30.65 |
| 206 | Horloge publique | | 4'025.85 | 0.001 | 0.06 | 0.00 | 0.000 | 0.00 |
| 210 | Cours d'eau | | 957'592.75 | 0.306 | 13.35 | 799'124.50 | 0.253 | 11.14 |
| 230 | Cadastre | | 1'523'740.15 | 0.486 | 21.24 | 1'398'003.46 | 0.442 | 19.49 |
| 240 | Aménagement du territoire | | 604'330.07 | 0.193 | 8.42 | 198'791.40 | 0.063 | 2.77 |
| 3 | Affaire juridique, police | | 4'375'935.59 | 1.396 | 61.00 | 1'748'284.10 | 0.553 | 24.37 |
| 310 | Police communale | | 3'682'104.90 | 1.175 | 51.33 | 1'224'701.20 | 0.387 | 17.07 |
| 330 | Cantonement | | 53'181.05 | 0.017 | 0.74 | 14'328.90 | 0.005 | 0.20 |
| 340 | Protection civile | | 640'649.64 | 0.204 | 8.93 | 509'254.00 | 0.161 | 7.10 |
| 4 | Hygiène publique | | 140'303.74 | 0.045 | 1.96 | 18'700.90 | 0.006 | 0.26 |
| 400 | Police des denrées | | 24'979.24 | 0.008 | 0.35 | 11'660.90 | 0.004 | 0.16 |
| 410 | Police sanitaire | | 43'485.80 | 0.014 | 0.61 | 40.00 | 0.000 | 0.00 |
| 415 | Arrondissement de sépulture | | 71'838.70 | 0.023 | 1.00 | 7'000.00 | 0.002 | 0.10 |
| 5 | Instruction | | 101'507'051.96 | 32.384 | 1'414.97 | 7'221'495.85 | 2.285 | 100.66 |
| 510 | Service de l'école/école primaire | | 3'727'399.88 | 1.189 | 51.96 | 844'163.72 | 0.267 | 11.77 |
| 511 | Transport scolaire | | 1'785'775.42 | 0.570 | 24.89 | 1'159'609.00 | 0.367 | 16.16 |
| 512 | Places de jeu/Halles de gym | | 11'456'516.14 | 3.655 | 159.70 | 2'812'719.84 | 0.890 | 39.21 |
| 520 | Ecole secondaire | | 8'262'633.17 | 2.636 | 115.18 | 605'774.19 | 0.192 | 8.44 |
| 530 | Colonie de vacances | | 14'697.00 | 0.005 | 0.20 | 10'077.00 | 0.003 | 0.14 |
| 540 | Ecole ménagère | | 80'945.74 | 0.026 | 1.13 | 25'728.60 | 0.008 | 0.36 |
| 570 | Ecole enfantine | | 267'753.60 | 0.085 | 3.73 | 74'720.95 | 0.024 | 1.04 |
| 580 | Contr. écolage, piscine, biblio ... | | 8'014'751.01 | 2.557 | 111.72 | 1'638'465.40 | 0.518 | 22.84 |
| 590 | Contribution pour instruction | | 67'896'580.00 | 21.661 | 946.45 | 50'237.15 | 0.016 | 0.70 |
| 6 | Action social | | 68'511'181.15 | 21.858 | 955.02 | 24'660'508.21 | 7.802 | 343.76 |
| 600 | Secours | | 16'905'157.63 | 5.393 | 235.65 | 4'372'514.85 | 1.383 | 60.95 |
| 610 | Service dentaire | | 235'892.45 | 0.075 | 3.29 | 13'841.65 | 0.004 | 0.19 |
| 620 | Autres institutions | | 5'236'393.55 | 1.671 | 72.99 | 2'217'796.22 | 0.702 | 30.92 |
| 630 | Foyers communaux | | 281'002.60 | 0.090 | 3.92 | 26'091.60 | 0.008 | 0.36 |
| 640 | Crèches, UAPE | | 13'817'216.67 | 4.408 | 192.61 | 5'942'024.27 | 1.880 | 82.83 |
| 650 | Répartition des charges | | 11'162'022.00 | 3.561 | 155.59 | 11'799'238.97 | 3.733 | 164.48 |
| 659 | AVS, off. logement, chômage etc | | 20'431'483.25 | 6.518 | 284.81 | 286'293.55 | 0.091 | 3.99 |
| 665 | Contr. Institution publique | | 442'013.00 | 0.141 | 6.16 | 2'707.10 | 0.001 | 0.04 |

| Ensemble des communes jurassiennes | | | Charges | en % | Fr./hab. | Produits | en% | Fr./hab. |
|------------------------------------|-----|-----------------------------|-----------------------|---------------|-----------------|-----------------------|---------------|-----------------|
| 7 | | Economie publique | 4'567'580.89 | 1.457 | 63.67 | 1'618'573.25 | 0.512 | 22.56 |
| | 700 | Foires, marchés | 323'524.20 | 0.103 | 4.51 | 174'627.95 | 0.055 | 2.43 |
| | 710 | Tourisme | 2'784'320.54 | 0.888 | 38.81 | 589'708.65 | 0.187 | 8.22 |
| | 720 | Agriculture | 1'101'158.60 | 0.351 | 15.35 | 822'383.40 | 0.260 | 11.46 |
| | 740 | Développement économique | 358'577.55 | 0.114 | 5.00 | 31'853.25 | 0.010 | 0.44 |
| 8 | | Finances | 51'984'333.89 | 16.585 | 724.64 | 27'514'397.55 | 8.705 | 383.54 |
| | 810 | Intérêts courts termes | 725'561.68 | 0.231 | 10.11 | 19'337.95 | 0.006 | 0.27 |
| | 811 | Intérêts longs termes | 9'519'202.06 | 3.037 | 132.69 | 1'083'610.70 | 0.343 | 15.11 |
| | 820 | Amortissements | 27'744'632.94 | 8.852 | 386.75 | 4'254'772.85 | 1.346 | 59.31 |
| | 825 | Charges d'immeubles | 4'769'270.33 | 1.522 | 66.48 | 858'437.30 | 0.272 | 11.97 |
| | 826 | Pâturages | 2'255'863.30 | 0.720 | 31.45 | 2'438'891.70 | 0.772 | 34.00 |
| | 830 | Subvention et contribution | 1'108'571.15 | 0.354 | 15.45 | 53'980.75 | 0.017 | 0.75 |
| | 840 | Intérêts actifs | 51'630.89 | 0.016 | 0.72 | 3'078'314.99 | 0.974 | 42.91 |
| | 850 | Rendement des immeubles | 687'917.59 | 0.219 | 9.59 | 5'644'587.60 | 1.786 | 78.68 |
| | 855 | Provision, réserve, fonds | 4'167'070.40 | 1.329 | 58.09 | 4'355'467.76 | 1.378 | 60.71 |
| | 860 | Subventions | 0.00 | 0.000 | 0.00 | 0.00 | 0.000 | 0.00 |
| | 870 | Gains vente fortune | 184'688.40 | 0.059 | 2.57 | 1'660'754.45 | 0.525 | 23.15 |
| | 875 | Divers | 769'925.15 | 0.246 | 10.73 | 4'066'241.50 | 1.286 | 56.68 |
| 9 | | Imposition | 24'738'638.90 | 7.893 | 344.85 | 230'302'093.03 | 72.859 | 3'210.32 |
| | 910 | Impôts ordinaires | 226'735.05 | 0.072 | 3.16 | 186'697'919.11 | 59.064 | 2'602.50 |
| | 911 | Variation d'impôts | 11'185'412.85 | 3.569 | 155.92 | 16'455'243.55 | 5.206 | 229.38 |
| | 912 | Partage d'impôts | 4'899'080.55 | 1.563 | 68.29 | 5'555'725.35 | 1.758 | 77.44 |
| | 915 | Elimination d'impôts | 3'082'472.20 | 0.983 | 42.97 | 252'186.32 | 0.080 | 3.52 |
| | 920 | Autres impôts | 318'770.25 | 0.102 | 4.44 | 10'613'656.70 | 3.358 | 147.95 |
| | 940 | Fonds de péréquation | 5'026'168.00 | 1.604 | 70.06 | 10'727'362.00 | 3.394 | 149.54 |
| | | Totaux | 313'443'883.04 | 100.00 | 4'369.29 | 316'093'313.50 | 100.00 | 4'406.22 |
| | | Excédent de produits | 2'649'430.46 | | | | | |
| | | | 316'093'313.50 | | | 316'093'313.50 | | |

L'ENSEMBLE DES COMMUNES JURASSIENNES

INDICATEURS FINANCIERS 2009 – 2013

| | 2009 | 2010 | 2011 | 2012 | 2013 | Moyenne |
|---------------------------------------|------------|------------|------------|------------|------------|-------------------|
| Autofinancement (en fr.) | 27'364'140 | 18'517'829 | 16'714'607 | 27'944'018 | 31'014'365 | 24'310'992 |
| Degré d'autofinancement (%) | 106.49 | 64.78 | 66.64 | 89.38 | 124.76 | 90.41 |
| Capacité d'autofinancement (%) | 10.07 | 6.93 | 6.09 | 9.77 | 10.29 | 8.63 |



Une capacité d'autofinancement de :

- Moins de 10% est considéré comme mauvaise
- De 10% à 20% est considéré comme moyenne à bonne
- Plus de 20% est considéré comme très bonne

Delémont, mars 2015

Département de la Santé, des Affaires sociales,
du Personnel et des Communes.

Service des communes.
